



Ashland County  
Solid Waste District

**2025-2039**

***Solid Waste  
Management  
Plan***

**January 6, 2025**

# Table of Contents

## SECTIONS

Section i – Solid Waste Management District Information ..... i-1

## CHAPTERS

Chapter 1 – Introduction ..... 1-1

Chapter 2 – District Profile ..... 2-1

Chapter 3 – Waste Generation ..... 3-1

Chapter 4 – Waste Management ..... 4-1

Chapter 5 – Waste Reduction and Recycling ..... 5-1

Chapter 6 – Budget..... 6-1

## APPENDICES

Appendix A – Reference Year, Planning Period, Goal Statement, Material Change in Circumstances, Explanations of Differences in Data .....A-1

Appendix B – Recycling Infrastructure Inventory .....B-1

Appendix C – Population Data..... C-1

Appendix D – Disposal Data ..... D-1

Appendix E – Residential/Commercial Reduction and Recycling Data.....E-1

Appendix F – Industrial Sector Reference Year Recycling ..... F-1

Appendix G – Waste Generation ..... G-1

Appendix H – Strategic Evaluation..... H-1

Appendix I – Conclusions, Priorities, and Program Descriptions ..... I-1

Appendix J – Reference Year Opportunity to Recycle and Demonstration of Achieving Goal 1 ..... J-1

Appendix K – Waste Reduction and Recycling Rates and Demonstration of Achieving Goal 2.....K-1

Appendix L – Minimum Required Education Programs: Outreach and Marketing Plan and General Education Requirements ..... L-1

Appendix M – Waste Management Capacity Analysis..... M-1

Appendix N – Evaluating Greenhouse Gas Emissions ..... N-1

Appendix O – Financial Data ..... O-1

Appendix P – Designation.....P-1

Appendix Q – District Rules ..... Q-1

Appendix R – Blank Survey Forms and Related Information ..... R-1

Appendix S – Siting Strategy .....S-1

Appendix T – Resolutions ..... T-1

Appendix U – Ratification Results..... U-1

Appendix V – Miscellaneous Documents Required by Ohio Revised Code..... V-1

Appendix W – District Maps.....W-1

Appendix X – Ohio EPA Approval Documents.....X-1

**Section i. Solid Waste Management District Information**

**Table i-1. Solid Waste Management District Information**

<b>SWMD Name</b>	<b>Ashland County Solid Waste Management District</b>
Member Counties	Ashland
Coordinator’s Name (main contact)	James A. Skora
Job Title	District Coordinator
Street Address	110 Cottage Street, 2 <sup>nd</sup> Floor
City, State, Zip Code	Ashland, Ohio 44805
Phone	419-282-4338
Fax	419-281-6939
E-mail address	jskora@ashlandcounty.org
Webpage	www.ashlandcountyoh.us

**Table i-2. Members of the Policy Committee/Board of Trustees**

<b>Member Name</b>	<b>Representing</b>
Denny Bittle	County Commissioners
Jason Counts Alternate: Mayor Matt Miller	Largest City (City of Ashland)
Ervin Yoder	Townships (Clear Creek Township)
Pat Donaldson	Health Department
Patrick Ewing	Industrial/Institutional Generators (Ashland University)
Rosie Moffet	Citizens
Sue Quinn	Public

**Table i-3. Chairperson of the Policy Committee**

Name	Jason Counts
Street Address	206 Claremont Avenue
City, State, Zip Code	Ashland, OH 44805
Phone	419-289-4180
Fax	n/a
E-mail address	Counts.jason@ashland-ohio.com

**Table i-4. Board of County Commissioners/Board of Directors**

Commissioner Name	County	President
Denny Bittle	Ashland	✓
Mike Welch		
Jim Justice		

**Technical Advisory Committee**

The District did not establish a technical advisory committee (TAC) for the preparation of this *Plan Update*.

**Plan Prepared by:**

James A. Skora, CHMM, SC  
District Coordinator

and

The Ashland County Solid Waste Management District Policy Committee

## CHAPTER 1. Introduction

### A. Brief Introduction to Solid Waste Planning in Ohio

---

In 1988, Ohio faced a combination of solid waste management problems, including rapidly declining disposal capacity at existing landfills, increasing quantities of waste being generated and disposed, environmental problems at many existing solid waste disposal facilities, and increasing quantities of waste being imported into Ohio from other states. These issues combined with Ohio's outdated and incomplete solid waste regulations caused Ohio's General Assembly to pass House Bill (H.B.) 592. H.B. 592 dramatically revised Ohio's outdated solid waste regulatory program and established a comprehensive solid waste planning process.

There are three overriding purposes of this planning process: to reduce the amount of waste Ohioans generate and dispose of; to ensure that Ohio has adequate capacity at landfills to dispose of its waste; and to reduce Ohio's reliance on landfills.

### B. Requirements of County and Joint Solid Waste Management Districts

---

#### 1. Structure

Because of H.B. 592, each of the 88 counties in Ohio must be a member of a solid waste management district (SWMD). A SWMD is formed by county commissioners. A board of county commissioners has the option of forming a single-county SWMD or joining with the board(s) of county commissioners from one or more other counties to form a multi-county SWMD. Ohio currently has 52 SWMDs. Of these, 37 are single-county SWMDs and 15 are multi-county SWMDs.<sup>1</sup>

A SWMD is governed by two bodies. The first is the board of directors which consists of the county commissioners from all counties in the SWMD. The second is a policy committee. The policy committee is responsible for developing a solid waste management plan for the SWMD. The board of directors is responsible for implementing the policy committee's solid waste management plan.<sup>2</sup>

---

<sup>1</sup> Counties have the option of forming either a SWMD or a regional solid waste management authority (Authority). The majority of planning districts in Ohio are SWMDs, and Ohio EPA generally uses "solid waste management district", or "SWMD", to refer to both SWMDs and Authorities.

<sup>2</sup> In the case of an Authority, it is a board of trustees that prepares, adopts, and submits the solid waste management plan. Whereas a SWMD has two governing bodies, a policy committee and board of directors, an Authority has one governing body, the board of trustees. The board of trustees performs all of the duties of a SWMD's board of directors and policy committee.

## **2. Solid Waste Management Plan**

In its solid waste management plan, the policy committee must, among other things, demonstrate that the SWMD will have access to at least 10 years of landfill capacity to manage all of the SWMD's solid wastes that will be disposed. The solid waste management plan must also show how the SWMD will meet the waste reduction and recycling goals established in Ohio's state solid waste management plan and present a budget for implementing the solid waste management plan.

Solid waste management plans must contain the information and data prescribed in Ohio Revised Code (ORC) 3734.53, Ohio Administrative Code (OAC) Rule 3745-27-90. Ohio EPA prescribes the format that details the information that is provided and the manner in which that information is presented. This format is very similar in concept to a permit application for a solid waste landfill.

The policy committee begins by preparing a draft of the solid waste management plan. After completing the draft version, the policy committee submits the draft to Ohio EPA. Ohio EPA reviews the draft and provides the policy committee with comments. After revising the draft to address Ohio EPA's comments, the policy committee makes the plan available to the public for comment, holds a public hearing, and revises the plan as necessary to address the public's comments.

Next, the policy committee ratifies the plan. Ratification is the process that the policy committee must follow to give the SWMD's communities the opportunity to approve or reject the draft plan. Once the plan is ratified, the policy committee submits the ratified plan to Ohio EPA for review and approval or disapproval. From start to finish, preparing a solid waste management plan can take up to 33 months.

The policy committee is required to submit periodic updates to its solid waste management plan to Ohio EPA. How often the policy committee must update its plan depends upon the number of years in the planning period. For an approved plan that covers a planning period of between 10 and 14 years, the policy committee must submit a revised plan to Ohio EPA within three years of the date the plan was approved. For an approved plan that covers a planning period of 15 or more years, the policy committee must submit a revised plan to Ohio EPA within five years of the date the plan was approved.

**C. District Overview**

---

On April 17, 1989, the Ashland County Board of Commissioners created the Ashland County Solid Waste Management District. The District was created to provide for or assist with the management of solid waste in a safe, environmentally-sound, and effective manner.

The District's offices are located at 110 Cottage Street, Second Floor, Ashland, Ohio 44805. The phone number for the District is (419) 282-4338.

**D. Waste Reduction and Recycling Goals**

---

As explained earlier, a SWMD must achieve goals established in the state solid waste management plan. The current state solid waste management plan is the *2020 Solid Waste Management Plan (2020 State Plan)*. The 2020 State Plan established ten goals as follows:



**Goal #1**

- The SWMD shall ensure that there is adequate infrastructure to give residents and commercial businesses opportunities to recycle solid waste.

**Goal #2**

- The SWMD shall reduce and recycle at least 25 percent of the solid waste generated by the residential/commercial sector. The industrial sector goal has been eliminated.

**Goal #3**

- The SWMD shall provide the following required programs: a Web site; a comprehensive resource guide; an inventory of available infrastructure; and a speaker or presenter.

**Goal #4**

- The SWMD shall provide education, outreach, marketing and technical assistance regarding reduction, recycling, composting, reuse and other alternative waste management methods to identified target audiences using best practices.

**Goal #5**

- The SWMD shall incorporate a strategic initiative for the industrial sector into its solid waste management plan.

**Goal #6**

- The SWMD shall provide strategies for managing scrap tires, yard waste, lead-acid batteries, HHW, and obsolete/end-of-life electronic devices.

**Goal #7**

- The SWMD shall explore how to incorporate economic incentives into source reduction and recycling programs.

**Goal #8**

- The SWMD will use U.S. EPA's Waste Reduction Model (WARM) (or an equivalent model) to evaluate the impact of recycling programs on reducing greenhouse gas emissions.

**Goal #9**

- The SWMD has the option of providing programs to develop markets for recyclable materials and the use of recycled-content materials.

**Goal #10**

- The SWMD shall report annually to Ohio EPA regarding implementation of the SWMD's solid waste management plan.

All ten SWMD goals in this state plan are crucial to furthering solid waste reduction and recycling in Ohio. However, by virtue of the challenges posed by Goals 1 and 2, SWMDs typically have to devote more resources to achieving those two goals than to the remaining goals. Thus, Goals 1 and 2 are the primary goals of the state plan.

Each SWMD is encouraged to devote resources to achieving both goals. However, each of the 52 SWMDs varies in its ability to achieve both goals. Thus, a SWMD is not required to demonstrate that it will achieve both goals. Instead, SWMDs have the option of choosing either Goal 1 or Goal 2 for their solid waste management plans. This affords SWMDs with two methods of demonstrating compliance with the State's solid waste reduction and recycling goals. Many of the programs and services that a SWMD uses to achieve Goal 1 help the SWMD make progress toward achieving Goal 2 and vice versa.

A SWMD's solid waste management plan will provide programs to meet up to eight of the goals. Goal 9 (market development) is an optional goal. Goal 10 requires submitting annual reports to Ohio EPA, and no demonstration of achieving that goal is needed for the solid waste management plan.

The District achieves or is working to achieve all goals of the State Plan. See Chapter 5 Section B and Appendix I for descriptions of the programs the SWMD will use to achieve or work towards achieving the ten goals, specifically:

**Goal #1 - Achieved**

**Goal #2 - Achieved**

**Goal #3 - Achieved**

**Goal #4 - Achieved**

**Goal #5 - Achieved**

**Goal #6 - Achieved**

**Goal #7 - Working to Achieve**

**Goal #8 - Achieved**

**Goal #9 - Working to Achieve**

**Goal #10 - Achieved**

## CHAPTER 2. District Profile

### A. Profile of Political Jurisdictions

---

#### 1. Counties in the Solid Waste Management District

As its name suggests, the Ashland County Solid Waste Management District is a single-county district comprised of Ashland County, plus the portion of the Village of Loudonville which is located in neighboring Holmes County. The population of Loudonville that resides in Holmes County has been included in the Ashland County Solid Waste Management District (SWMD) because the majority of the Village's population resides in Ashland County.<sup>1</sup>

#### 2. County Overview

In comparison to other counties in Ohio, Ashland County is the 48<sup>th</sup> most populous county in Ohio, out of 88 counties, based on 2020 population estimates. Ashland County ranks 50<sup>th</sup> for total housing units and 68<sup>th</sup> for personal income and per capita income. The District averaged 6.5% unemployment in 2020 as compared to the statewide unemployment rate of 8.1%. The District has 424.4 square miles of land area with over 1,100 farms.

Ashland County consists of the following communities:

- The City Ashland is the only city in the District. In 2021, it had a population of 19,282 people which comprised approximately 37% of the county's population.
- Loudonville is the next largest community and had a population of 2,782 in 2021 which is 5% of the county's population.
- Perrysville is the third largest community with a population of 726 in 2021.
- There are a total of 8 villages ranging in population from 154 people to 2,782 people.
- There are 15 townships ranging in population from 726 people to 3,584 people.

---

<sup>1</sup> When a community's population resides in more than one SWMD, the entire community's population is added to the SWMD where the majority of the community's population is located. The SWMD where the minority of the population lives subtracts the community's population when calculating the total SWMD's population.

**B. Population**

**1. Reference Year Population**

After adding the population of Loudonville that was partially located in another SWMD (Holmes County SWMD), the District had a total of adjusted population of 52,388 people in 2021.

Table 2-1 presents the adjusted population, the largest city, and the population of the largest city in the SWMD during the 2021 reference year:

**Table 2-1. Population of Ashland County SWMD in 2021**

County		Largest Political Jurisdiction		
Name	Population	Community Name	Population	Percent of Total County Population
Ashland	52,388	City of Ashland	19,282	37%
<b>Total</b>	<b>52,388</b>			

**Source(s) of information:** Ohio Research Office, “2021 Population Estimates by County, City, Village, and Township.” June 2022.

**2. Population Distribution**

Table 2-2 below presents the distribution of Ashland County’s population in cities, villages, and unincorporated areas.

**Table 2-2. Population Distribution**

County	Percent of Population in Cities	Percent of Population in Villages	Percent of Population in Unincorporated Townships
Ashland	37%	11%	53%

**Source(s) of information:** Ohio Research Office, “2021 Population Estimates by County, City, Village, and Township.” June 2022.

According to the Ohio Research Office’s profile for Ashland County, it is comprised of mostly cultivated acreage for agriculture and forests. The bullet points below show the largest uses of land in the county:

- 56.51% of land use is agricultural
- 32.89% of land use is forest
- 7.85% of land is classified as developed

### 3. Population Change

Table 2-3 presents the data regarding the District's population change.

**Table 2-3. District Population Change**

Time Period	Area	Ashland
2010 to 2020	County	-1.30%
	Largest City	0.76%
	Unincorporated areas	-1.26%
Planning Period	County	-7.22%
	Largest City	-7.22%
	Unincorporated areas	-7.22%

**Sources of information:** Office of Research, "Ohio County Profiles". Prepared 2021. Ohio Research Office, "2021 Population Estimates by County, City, Village, and Township." June 2022.

Based on the results of the 2010 and 2020 censuses, the District experienced an overall decrease in its population from 2010 to 2020. According to population projections developed by the Ohio Research Office, the County's population is projected to continue decreasing slightly during the planning period. The projected rate of decrease during the planning period is greater than that experienced from 2010 to 2020.

The population of the City of Ashland, the largest city in Ashland County, increased 0.76% from 2010 to 2020.

During the planning period (2025–2039), Ashland County's overall population is projected to continue decreasing for a total decrease of 7.22%.

### 4. Implications for Solid Waste Management

Based on the population projections, the District does not foresee any major implications related to managing solid waste and providing recycling programs during the planning period. The District does show decreasing revenue from contract fees and rates and charges which are based on solid waste disposed of at designated facilities. The District is planning on minor improvements in recycling operations throughout the planning period.

### C. Profile of Waste Management Infrastructure

---

Solid waste generated within Ashland County is currently collected by both private and public haulers and delivered to a number of different facilities depending on the type of material collected. In 2021, 65% of the trash was directly hauled to 8 landfills. All of these landfills are located in other SWMDs within Ohio.

The Noble Landfill received almost 85% of Ashland County's direct-hauled waste. This landfill is located in Richland County adjacent to Ashland County.

Transfer stations also received a substantial portion of the District's waste which was sent for disposal (35%). The Richland County Transfer Station processed nearly all of the transferred waste originating from Ashland County.

Recyclables were collected and hauled to processors for sorting, and to prepare and ship recyclables to end markets which use the materials to manufacture new products. Recyclables are managed by over 18 private sector entities located throughout the region.

Yard waste was collected and processed by 4 private companies and one political subdivision to produce compost which could then be used as a beneficial soil amendment and or mulch.

### D. Profile of Commercial, Industrial and Institutional Sector

---

The following table presents the largest commercial/industrial/institutional sector employers in Ashland County.

**Table 2-4. Major Commercial/Industrial/Institutional Sector Generators**

Company Name	Location
Ashland University	Ashland
Charles River Laboratories Inc	Ashland
Pentair	Ashland
Samaritan Medical Ctr Pharmacy	Ashland
Uh Samaritan Medical Ctr	Ashland
Walmart Supercenter	Ashland
Ashland Area Council	Ashland
Belmont Tower At Brethren Care	Ashland
Kingston Of Ashland	Ashland
Ohio Department of Transportation	Ashland
Snyder's-Lance Inc	Ashland
Step 2	Perrysville
Personnel Director	Ashland
Brethren Care Village	Ashland

Company Name	Location
Belmont Tower Apartments	Ashland
Bookmasters	Ashland
Atlas Bolt & Screw Co LLC	Ashland
Good Shepherd Home & Villa	Ashland
Crestview Board Of Education	Ashland
Custom Hoists Inc	Ashland
Packaging Corp Of America	Ashland
American Augers Inc	West Salem
Liqui-Box	Ashland
Mapleton High School	Ashland
Ashland Performance Materials	Ashland
Ashland High School	Ashland
Hedstrom Entertainment	Ashland
Ashland County Sheriffs Office	Ashland
Buehler's Fresh Foods	Ashland
Cowen Truck Line Inc	Perrysville
D-R Svc Inc	Ashland
Hedstrom Plastics Inc	Ashland
Home Depot	Ashland
Hospice Of North Central Ohio	Ashland
Pioneer National Latex	Ashland
Pioneer National Latex Inc	Ashland
Steel City Corp	Ashland
Tri State Youth Academy	Perrysville
Vacuum Parts	Ashland
Valley Transportation Svc Inc	Ashland
Wally World Riverside Resort	Loudonville
Ashland County Jobs & Family	Ashland
Elk & Elk Co LTD	Ashland
Fin Feather Fur Outfitters Inc	Ashland
Goschinski Fin Feather & Fur	Ashland
Lyn-Way Restaurant	Ashland
Tremco	Ashland
Ashland County-West Holmes Crr	Ashland
Ashland Theological Seminary	Ashland
Mohican Lodge & Conference Ctr	Perrysville

The District has approximately 330 plus commercial and institutional businesses and over 70 industrial entities.

According to the Department of Job and Family Services' publication *2028 Job Outlook for the Northeast JobsOhio Region*, overall employment is projected to increase by 0.2 percent from 2018 to 2028. Projected manufacturing jobs change in employment ranges from 0.9% to -19.5%. Projected commercial jobs change in employment ranges from -19.3% to 17.75%. Projected institutional jobs change in employment ranges from -20.6% to 1.6%.



## **E. Other Characteristics**

---

As stated above, Ashland County is host to Ashland University which has an enrollment of approximately 4,900 students. Approximately 54 percent, or slightly more than 2,000 students live in college-owned housing on campus. The students comprise a transitory population which fluctuates during the year and results in a variable solid waste generation from the University.

Ashland County is home to a number of recreational facilities which attract large numbers of visitors throughout the year, but especially during warmer months. State-owned facilities include:

- Mohican State Park
- Mohican-Memorial State Forest
- Clear Fork Gorge State Nature Preserve
- Funk Bottoms Wildlife Area
- Muskingum Watershed Conservancy District

Local facilities:

- Ashland County Parks and Conservation Areas (18 locations)

These facilities have the potential to increase solid waste generation substantially during certain periods of the year.

## CHAPTER 3. Waste Generation

This chapter of the Solid Waste Management Plan provides a summary of the solid waste management district's historical and projected solid waste generation. The District's Policy Committee needs to understand the amounts and types of waste the solid waste management district (SWMD) will generate before it can make decisions regarding how to manage the waste. Thus, the District analyzed the amounts and types of waste that were generated within the SWMD in the past and that could be generated in the future.

The District calculated how much solid waste was generated for the residential/commercial and industrial sectors. Residential/commercial waste is essentially municipal solid waste and is the waste that is generated by a typical community. Industrial solid waste is generated by manufacturing operations. In order to calculate how much waste was generated, the District added the quantities of waste disposed of in landfills and reduced/recycled.

Reduction and recycling data was obtained by surveying communities, recycling service providers, collection and processing centers, commercial and industrial businesses, owners and operators of composting facilities, and other entities that recycle. Responding to a survey is voluntary, meaning that the District relies upon an entity's ability and willingness to provide data. When entities do not respond to surveys, only a partial picture of recycling activity can be developed. How much data the District obtains has a direct effect on the SWMD's waste reduction and recycling and generation rates.

The District obtained disposal data from Ohio EPA. Owners/operators of solid waste facilities submit annual reports to Ohio EPA. In these reports, owners/operators summarize the types, origins, and amounts of waste that were accepted at their facilities. Ohio EPA adjusts the reported disposal data by adding in waste disposed in out-of-state landfills. The District also obtains disposal information from facilities that are under contract, authorizing them to receive waste generated within Ashland County.

The District also analyzed historic quantities of waste generated to project future waste generation. The details of this analysis are presented in Appendix G. The Policy Committee used the projections to make decisions on how best to manage waste and to ensure future access to adequate waste management capacity, including recycling infrastructure and disposal facilities.

### A. Solid Waste Generated in Reference Year

Table 3-1 shows the amounts of residential/commercial (R/C) and industrial waste generated within the District during 2021 (the reference year). The amount generated is defined by the tons disposed in landfills plus the tons recycled, composted, and otherwise diverted from landfill disposal.

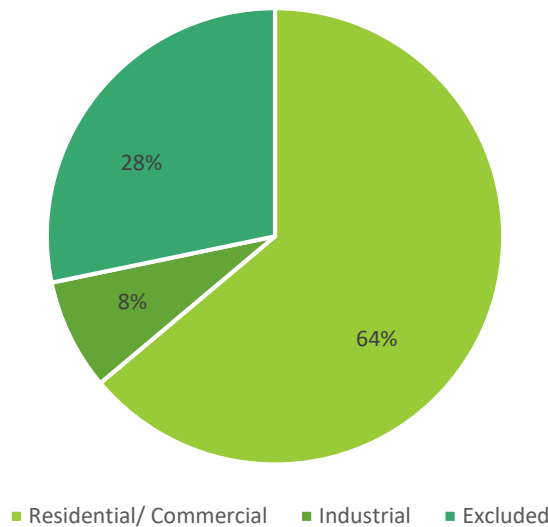
**Table 3-1. Solid Waste Generated in the Reference Year (2021)**

Type of Waste	Tons Generated
Residential/ Commercial	51,204
Industrial	6,290*
Excluded	22,405
<b>Total</b>	<b>79,898</b>

\*Industrial generation includes only disposal.

As demonstrated in figure below, the R/C sector generates the majority (64%) of the total waste generated in the District, followed by excluded at 28% and the industrial sector at 8%.

**Waste Type as Percentage of Total Waste Generated**



**1. Residential/Commercial Waste Generated in Reference Year**

In 2021, 51,204 total tons of solid waste were generated from residential and commercial sources in the District. Waste generation is the sum of tons landfilled, tons recycled, and tons composted. This amounts to a residential/commercial waste generation rate of 5.36 pounds per person per day (PPD) which is less than the statewide average of 7.10 PPD.

**2. Industrial Waste Generated in Reference Year**

In 2021, 6,290 total tons of waste were generated from industrial sources in the District. This number only includes disposal data as recycling data is no longer required to be tracked for this Plan Update.

### 3. Excluded Waste Generated in Reference Year

Excluded waste includes materials that are excluded from the definition of solid waste in ORC 3734.01(E). This includes slag, uncontaminated earth, non-toxic fly ash, spent non-toxic foundry sand, and materials from mining operations. In 2021, 22,405 tons of excluded waste were generated in the District.

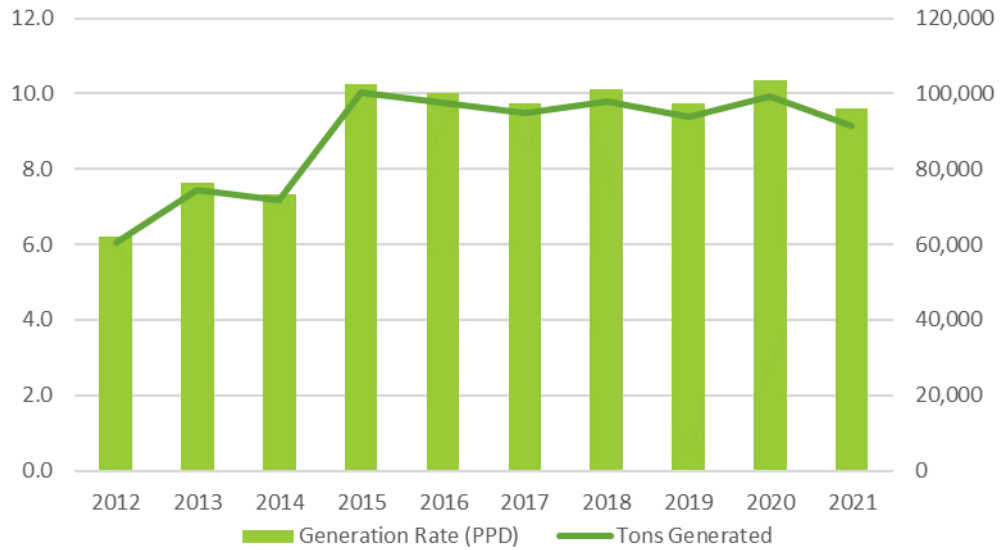
## B. Historical Waste Generated

The overall waste generation for the District from all sectors from 2012 through 2021 is shown in the table below. These show that generation is stable; although there are natural fluctuations in overall generation each year, overall trends are neither substantially increasing nor decreasing.

### Reference Year and Historical Waste Generated

Year	Pop	Residential/ Commercial		Industrial		Excluded	Total	Per Capita Generation (ppd)	Annual % Change in Total Tons
		Disposal	Recycled	Disposal	Recycled				
2012	53,390	29,661	8,905	1,612	12,522	7,687	60,387	6.2	-
2013	53,487	28,546	10,510	2,482	24,700	8,284	74,522	7.6	23.4%
2014	53,583	29,231	9,145	2,823	22,297	8,266	71,763	7.3	-3.7%
2015	53,679	30,835	12,157	6,987	24,716	25,681	100,376	10.2	39.9%
2016	53,751	30,162	14,699	7,642	20,036	25,110	97,649	10.0	-2.7%
2017	53,823	35,845	9,518	6,204	21,518	21,299	94,384	9.6	-3.3%
2018	53,895	35,496	13,263	8,905	19,757	20,374	97,795	9.9	3.6%
2019	53,967	34,735	12,803	7,173	19,676	19,433	93,820	9.5	-4.1%
2020	54,039	35,017	15,423	9,441	16,776	22,523	99,181	10.1	5.7%
<b>2021</b>	<b>54,309</b>	<b>38,428</b>	<b>12,775</b>	<b>6,290</b>	<b>11,723</b>	<b>22,405</b>	<b>91,620</b>	<b>9.6</b>	<b>-7.6%</b>

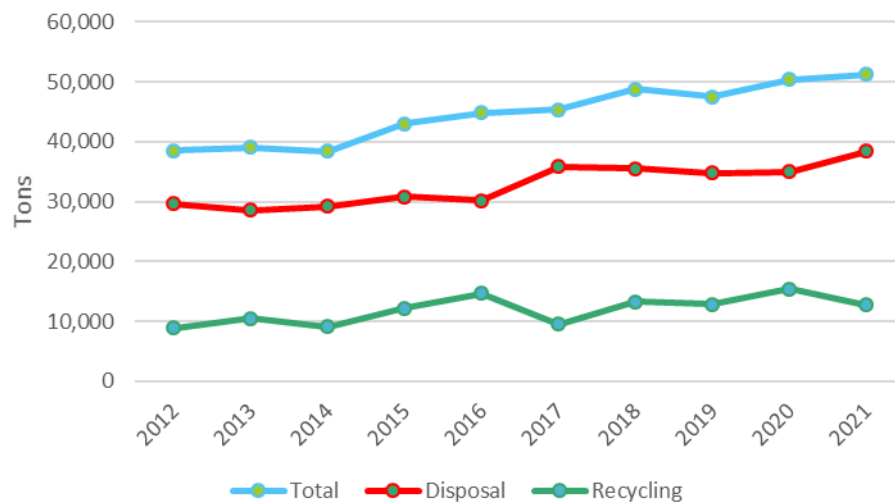
**District Total Waste Generated: 2012 - 2023**



**1. Historical Residential/Commercial Waste Generated**

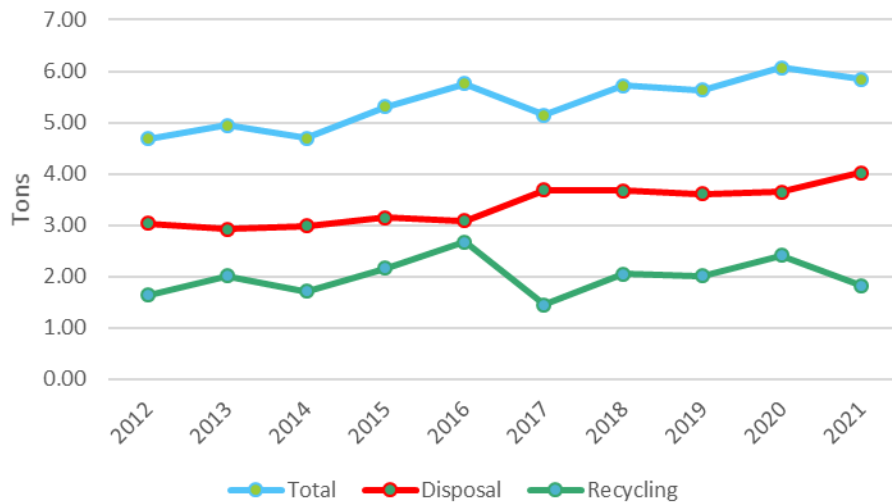
Overall, waste generation in the residential/commercial sector has increased slightly over the ten-year period from 2012 through 2021. The following figure shows the breakout of waste recycled (including composted) and waste landfilled which combined, equal generation.

**Residential/Commercial Waste Generation: 2012-2021**



The following figure shows the per capita waste generation rate for the residential/commercial sector for disposal, recycling and total. The average per capita waste generation in this period was 5.38 pounds per person per day.

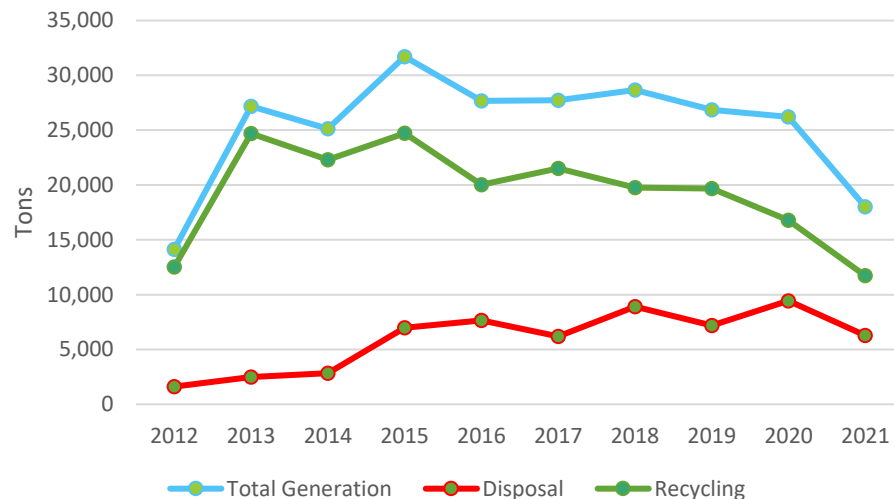
**Residential/Commercial Waste Generation Per Capita: 2012 - 2021**



**2. Historical Industrial Waste Generated**

Industrial waste generation decreased slightly over the five-year period from 2012 to 2021 due to decreasing recycling totals. Disposal increased less than recycling decreased.

**Industrial Waste Generation: 2012-2021**

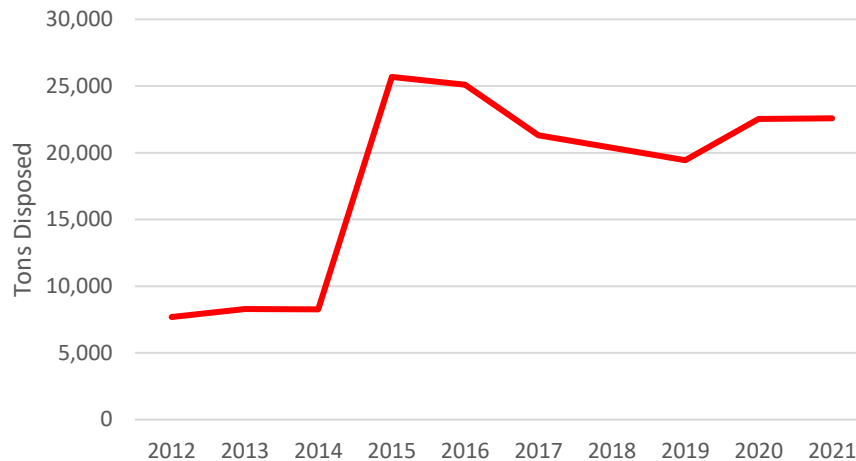


**3. Historical Excluded Waste Generated**

Annual quantities of excluded waste generated can fluctuate dramatically each year based on projects and the economy. From 2012 to 2021, volumes of excluded waste have increased dramatically and then remained stable

from 2012 - 2021. Excluded waste ranged from a low of 7,687 tons in 2012 to a high of 25,681 tons in 2015.

**Excluded Waste Generation: 2012-2021**



**C. Waste Generation Projections**

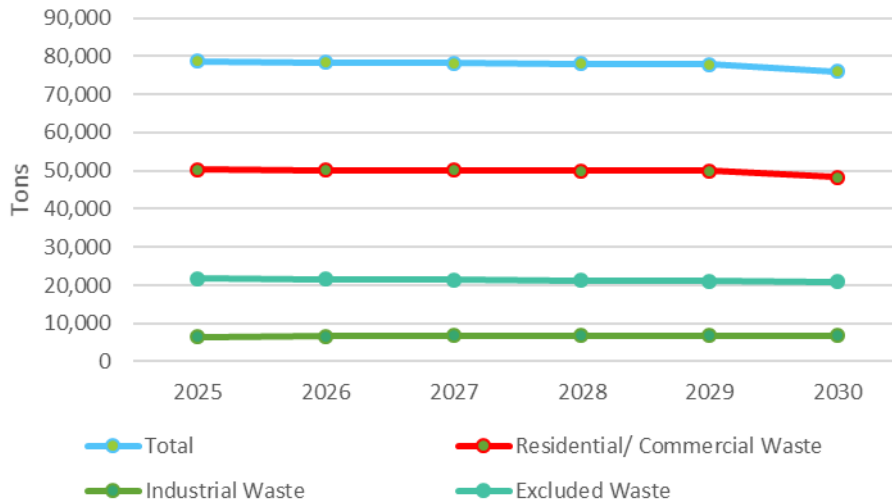
The following table demonstrates that waste generation within the District is expected to decrease approximately 3.28% during the first six years of the planning period.

**Waste Generation Projections: 2025 - 2030**

Year	Residential/ Commercial Waste	Industrial Waste	Excluded Waste	Total
2025	50,338	6,638	21,694	78,670
2026	50,208	6,684	21,520	78,413
2027	50,130	6,731	21,348	78,209
2028	50,053	6,779	21,176	78,008
2029	49,977	6,826	21,007	77,810
2030	48,376	6,874	20,838	76,088

The following figure presents the projections for the amount of waste to be generated for the first six years of the planning period.

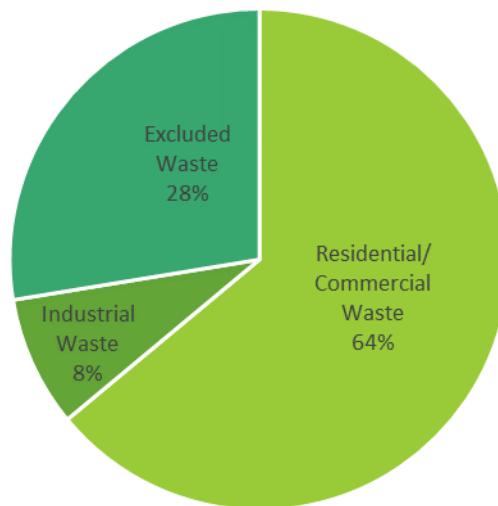
**Waste Generation Projections by Sector: 2025 - 2030**



In general, generation for the residential/commercial, industrial sectors (disposal only) and excluded disposal is projected to decrease slowly. Generation projections were based on projections for disposal and recycling contained in Appendices D, E for the residential/commercial sector and disposal only for the industrial and excluded wastes in Appendix D. A detailed explanation of the methodologies can be found in those appendices.

The following figure shows the percentage of solid waste generated in each sector for the first year of the planning period (2025).

**Total Waste Generation: 2025**





**1. Residential/Commercial Waste Projections**

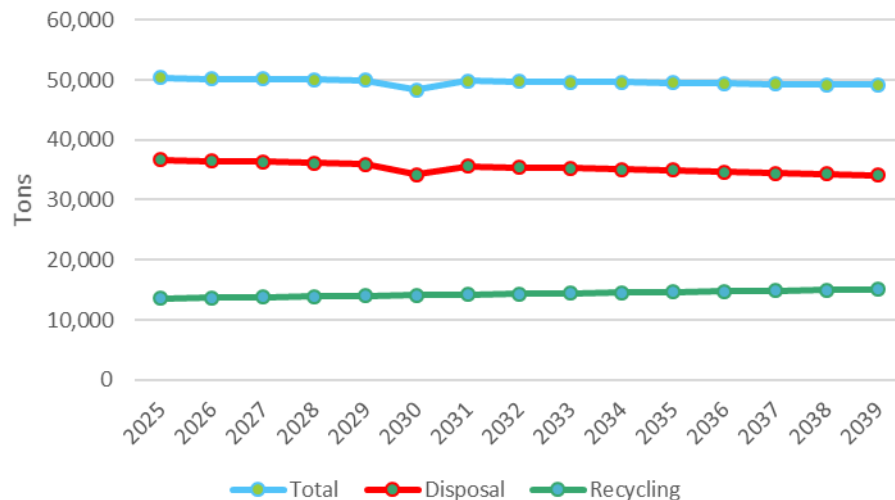
Residential/commercial sector disposal tonnages are projected to increase throughout the planning period. To project the total tons of residential/commercial sector disposal the average rate of change in population projected in Appendix C. **Table D-6** in Appendix D presents the residential/commercial waste disposal projections. The District considered 6 projection scenarios and selected this approach because it produced the most reasonable results based on historical trends.

Residential/commercial sector recycling is projected to increase from 13,613 tons in 2025 to 15,084 tons in 2039.

Multiple methodologies were used to project the District’s residential/commercial sector recycling, which were based on the assumptions made after the completion of a historical analysis for different programs and data sources. **Table E-7** in Appendix E provides recycling projections by program/source; a detailed methodology for projecting the recycling from each program/source is provided after the table.

The following figure presents the actual and projected totals of R/C recycling, disposal, and total generation from the reference year to the end of the planning period.

**Residential/Commercial Waste Generation: 2025-2039**

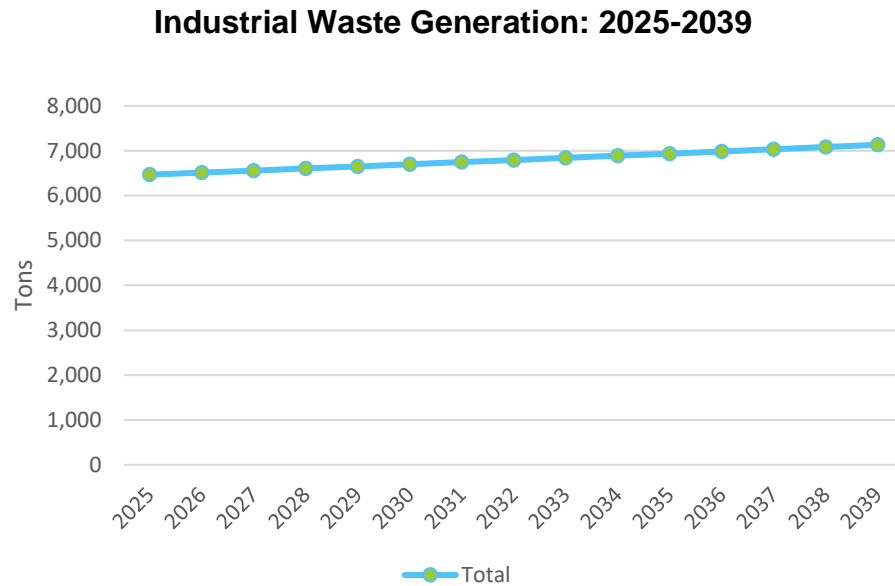


**2. Industrial Waste Projections**

Waste generation for the industrial sector only includes disposal projections from Appendix D. Recycling projections have not been calculated or will be tracked for this Plan Update per the recent changes in the State Plan.

Industrial sector disposal tonnages are projected to increase throughout the planning period. Appendix D presents the industrial waste disposal projections. The District considered three projection scenarios and selected this approach because it produced the most reasonable results based on historical trends.

The following figure presents the actual and projected totals of industrial sector disposal from the reference year to the end of the planning period.



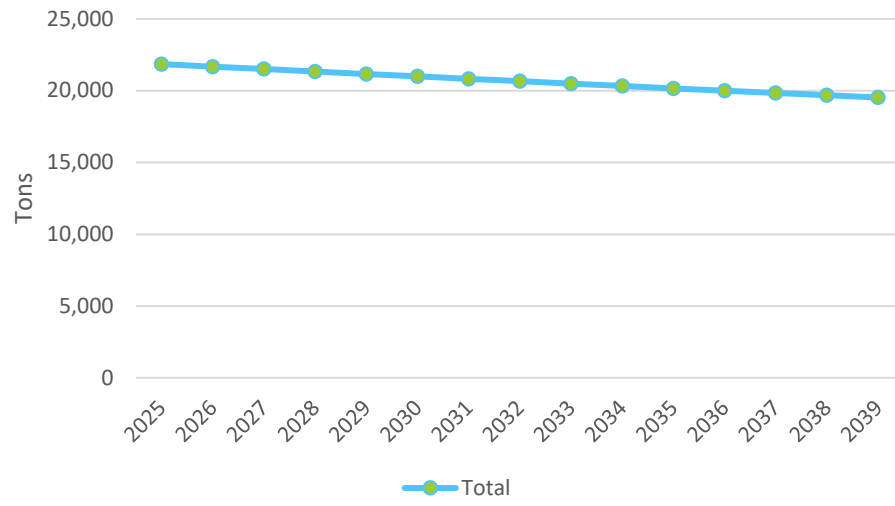
**3. Excluded Waste**

Waste generation for exempt waste only includes disposal projections from Appendix D.

Exempt disposal tonnages are projected to decrease throughout the planning period. Appendix D presents the exempt waste disposal projections. The District considered three projection scenarios and selected this approach because it produced the most reasonable results based on historical trends.

The following figure presents the actual and projected totals of industrial sector disposal from the reference year to the end of the planning period.

### Exempt Waste Generation: 2025-2039



## CHAPTER 4. Waste Management

Chapter 3 provided a summary of how much waste the Ashland County Solid Waste District (District) generated in the reference year and how much waste the District is estimated to generate during the planning period. This Chapter summarizes the Policy Committee's strategy for how the District will manage that waste during the planning period.

A district must have access to facilities that can manage the waste the district will generate. This includes landfills, transfer facilities, incinerator/waste-to-energy facilities, compost facilities, and facilities to process recyclable materials. This Chapter describes the Policy Committee's strategy for managing the waste that will be generated within the District during the planning period.

In order to ensure that the District has access to facilities, this Plan Update identifies the facilities the District expects will take the trash, compost, and recyclables generated in-District. Those facilities must be adequate to manage all of the District's solid waste. The District does not have to own or operate the identified facilities. In fact, most solid waste facilities in Ohio are owned and operated by entities other than the District. Further, identified facilities can be any combination of facilities located within and outside of the SWMD (including facilities located in other states).

Although the Policy Committee needs to ensure that the District will have access to all types of needed facilities, Ohio law emphasizes access to disposal capacity. In the solid waste management plan, the District must demonstrate that it will have access to enough landfill capacity for all the waste the District will need to dispose of. If there is not adequate landfill capacity, then the Policy Committee develops a strategy for obtaining adequate capacity.

Ohio has more than 40 years of remaining landfill capacity. That is more than enough capacity to dispose of all of Ohio's waste. However, landfills are not distributed equally around the state. Therefore, there is still the potential for a regional shortage of available landfill capacity, particularly if an existing landfill closes. If that happens, then the districts in that region would likely rely on transfer facilities to transport waste to an existing landfill instead of building a new landfill.

Finally, the District has the ability to control which landfill and transfer facilities can, and by extension cannot, accept waste that was generated within the District. The District accomplishes this by designating solid waste facilities (often referred to flow control). A District's authority to designate facilities is explained in more detail later in this Chapter.

### **A. Waste Management Overview**

---

The solid waste generated within the District is managed through four major categories: recycling, composting, processing at transfer facilities, and landfilling. The waste delivered to transfer facilities is ultimately sent to landfills for disposal.

These methods of waste management are anticipated to continue handling the District's solid wastes throughout the planning period. **Table 4-1** shows the projections for each management method for the first six years of the planning period and indicates that disposal ("Transfer" plus "Landfill") will continue to comprise the largest category.

**Table 4-1. Methods for Managing Waste**

Year	Generate <sup>1</sup>	Recycle <sup>2</sup>	Compost <sup>3</sup>	Transfer <sup>4</sup>	Landfill <sup>5</sup>
<b>2025</b>	78,670	10,422	3,190	22,287	42,771
2026	78,413	10,490	3,221	22,165	42,537
2027	78,209	10,559	3,252	22,061	42,337
2028	78,008	10,628	3,283	21,958	42,139
2029	77,810	10,698	3,315	21,855	41,942
2030	76,088	10,768	3,346	21,230	40,743

<sup>1</sup> "Generate" represents the total of the other four columns.

<sup>2</sup> "Recycle" is the total amount reduced and recycled minus composting for the residential/commercial sector only.

<sup>3</sup> "Compost" is the amount of yard waste/food waste sent to a compost facility.

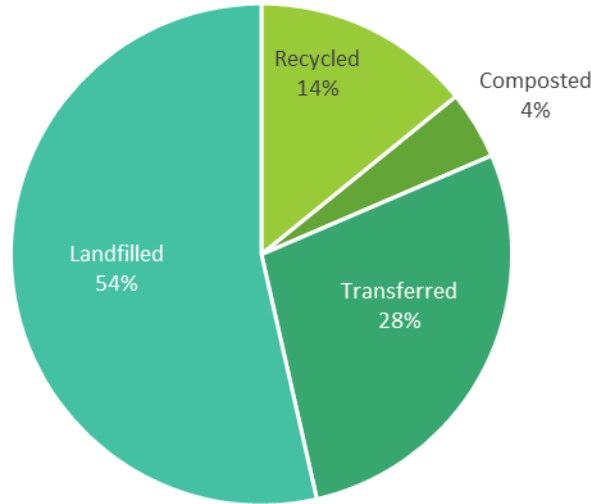
<sup>4</sup> "Transfer" is the amount of solid waste sent to transfer stations prior to delivery to a landfill.

<sup>5</sup> "Landfill" is the amount of solid waste sent to a landfill directly.

**Sources of information:** Tables K-1, E-8, and D-6.

The following figure shows that recycling as a percentage of total generation for 2025 is projected to be 14 percent and compost is projected to be 4 percent while the amount of waste sent to transfer stations prior to final disposal in a landfill is approximately 28 percent. The tonnage sent directly to landfills for disposal is expected to be 54 percent of total generation. The percentage of waste managed by each method is projected to remain similar in 2030.

**2025 Percent of Generation Managed by Each Method**



**B. Profile of Solid Waste Infrastructure and Solid Waste Facilities Used in the Reference Year**

---

There are no landfills located in the District. There are no transfer stations located in the District. There is 1 composting facility and no recycling facilities which are located in the District. The facilities used by the District during 2021 are discussed below.

**1. Landfill Facilities**

All the landfills which received waste directly (without first being processed at a transfer station) from the District during the reference year of 2019 are shown in **Table 4-2**. This table illustrates that 84 percent of the direct-hauled waste was disposed at the Noble Road Landfill, which is a publicly-available, privately-owned facility. The landfills which received waste from the District in 2019 had an average of nearly 41 years of remaining capacity.

**Table 4-2. Landfill Facilities Used by the District in the Reference Year**

Facility Name	Location		Tons Accepted from SWMD	% of all SWMD Tons Disposed	Remaining Years
	County	State			
<b><i>In-District</i></b>					
None					
<b><i>Out-of-District</i></b>					
American Landfill	Stark	Ohio	48	0.11%	74.0
County Environmental Landfill	Wyandot	Ohio	23	0.05%	105.0
Countywide RDF	Stark	Ohio	208	0.48%	62.0
Crawford Co. Sanitary Landfill	Crawford	Ohio	4,988	11.44%	23.0
Erie County Sanitary Landfill	Erie	Ohio	18	0.04%	43.0
Hancock County Landfill	Hancock	Ohio	3	0.01%	24.0
Kimble Sanitary Landfill	Tuscarawas	Ohio	1,242	2.85%	20.0
Noble Rd. Landfill	Richland	Ohio	37,080	85.03%	16.0
<b><i>Out-of-State</i></b>					
None					
<b>Total</b>			43,610	100%	--

**Note:** The “tons accepted from SWMD” represents only the amount of waste which was directly-hauled to landfills. It does not include the tonnage, which was sent to transfer stations, then delivered to a landfill.

## **2. Transfer Facilities**

The transfer facilities receiving waste from District entities during 2021 are listed in **Table 4-3**. Approximately 35% of the total waste ultimately sent for disposal was processed by transfer stations while approximately 65% was directly hauled to landfills.

**Table 4-3. Transfer Facilities Used by the District in the Reference Year**

Facility Name	Location		Tons Accepted from District	% all District Waste Transferred	Final Waste Destination
	County	State			
<b><i>In-District</i></b>					
None					
<b><i>Out-of-District</i></b>					

Facility Name	Location		Tons Accepted from District	% all District Waste Transferred	Final Waste Destination
	County	State			
Delaware County Transfer Facility	Delaware	OH	2	0.01%	Crawford County Landfill
Huron County Solid Waste Facility	Huron	OH	44	0.19%	Noble Road Landfill
Kimble Transfer & Recycling - Canton	Stark	OH	161	1%	Kimble Sanitary Landfill
Republic - Mt. Vernon	Knox	OH	127	1%	Pine Grove Regional Facility
Richland Co. Transfer Station	Richland	OH	23,179	99%	Noble Rd. Landfill
<b>Out-of-State</b>					
None					
<b>Total</b>			<b>23,513</b>	<b>100%</b>	

**3. Composting Facilities**

Table 4-4 shows the composting facilities which received yard waste from the District in 2021.

**Table 4-4. Composting Facilities Used by the District in the Reference Year**

Facility Name	Location	Tons Composted (tons)	Percent of all Material Composted
Paradise Composting	4300 Mechanicsburg Road Wooster, Ohio	184	12%
Zollinger Sand & Gravel Co	11687 Wadsworth Road Rittman, Ohio	7	0.4%
Willo'dell Yard Waste	1398 US Rte. 42 Ashland, OH	564	37%
Park Enterprise Construction Co	560 Barks Road West Marion, Ohio	752	50%
<b>Total</b>		<b>1,507</b>	



#### 4. Processing Facilities

**Table 4-5** shows the major processing facilities which reported processing recyclables from the District during the reference year. This list was compiled by analyzing data resulting from the District's survey efforts. The majority of the facilities processing recyclables generated in the District are located in the District or in the Columbus and Dayton regions.

**Table 4-5. Processing Facilities Used by the District in the Reference Year**

Name of Facility	Location		Facility Type	Recyclables Accepted from District
	County	State		
<b><i>In-District</i></b>				
Guys Tires	Ashland	OH	Tire Dealer	17
R&R Pallets	Ashland	OH	Processor	125
Smetz Tire	Ashland	OH	Tire Dealer	7
R&R Pallets	Ashland	OH	Processor	70
<b><i>Out-of-District</i></b>				
Gateway	Cuyahoga	Ohio	MRF	39
Recycle-It	Cuyahoga	Ohio	MRF	931
Acurate IT	Franklin	Ohio	Processor	4
Medina Recycling	Medina	Ohio	MRF	322
Richland County Recycling and Transfer Station	Richland	Ohio	Transfer Station	1336
Metal Conversions	Richland	Ohio	Processor	771
Milliron Recycling	Richland	Ohio	Scrap Yard	2003
Omni Source	Richland	Ohio	Scrap Yard	884
Rumpke	Richland	Ohio	MRF	460
Kimble Recycling	Summit	Ohio	MRF	337
River Valley	Summit	Ohio	Processor	1500
Pinnacle	Summit	Ohio	Processor	1538
Waste Management	Summit	Ohio	MRF	149.44
<b><i>Out-of-State</i></b>				
Quincy	New Haven	Indiana	Processor	1142
<b>Total</b>				<b>11,635</b>

## **5. Other Waste Management**

The District did not identify any other methods used for waste management during the reference year.

### **C. Use of Solid Waste Facilities During the Planning Period**

---

In general, the District anticipates that facilities (landfills, transfer stations, recycling facilities, processors, compost facilities) which were used to manage District-generated waste and recyclables during the reference year (2021) will continue to be available throughout the planning period, and in aggregate, will continue to provide adequate capacity for the District's needs.

Landfills processed 65% of solid waste disposal directly following by transfer stations at 35% of the District's waste in the reference year. The landfills and transfer stations used by the District are expected to do so throughout the planning period. No information currently available to the District suggests that the existing transfer stations used to process District waste will close in the near future.

The amount of materials composted throughout the planning period is expected to be consistent with that of the reference year. The number of operating composting facilities processing the majority of yard waste from the District is not expected to change, composting facility capacity should be adequate throughout the planning period.

### **D. Siting Strategy**

---

The District's Siting Strategy for Solid Waste Disposal Facilities ensures that proposals to construct a new Solid Waste Disposal Facility within the District or modify an existing Solid Waste Disposal Facility within the District comply with the Solid Waste Management Plan ("Plan") and District Rules.

For a more detailed explanation of the District's siting strategy, see Appendix S of this Plan Update.

### **E. Designation**

---

Ohio law gives each SWMD the ability to control where waste generated from within the SWMD can be taken. Such control is generally referred to as flow control. In Ohio, SWMDs establish flow control by designating facilities. SWMDs

can designate any type of solid waste facility, including recycling, transfer, and landfill facilities.<sup>1</sup>

Even though a SWMD has the legal right to designate, it cannot do so until the policy committee (or the board in the case of an Authority) specifically conveys that authority to the board of directors. The policy committee does this through a solid waste management plan. If the SWMD desires to have the ability to designate facilities, then the policy committee includes a clear statement in the solid waste management plan giving the designation authority to the board of directors. The policy committee can also prevent the board of directors from designating facilities by withholding that authority in the solid waste management plan.

Even if the policy committee grants the board of directors the authority to designate in a solid waste management plan, the board of directors decides whether to act on that authority. If it chooses to use its authority to designate facilities, then the board of directors must follow the process that is prescribed in ORC Section 343.013, 343.014 and 343.015. If it chooses not to designate facilities, then the board of directors simply takes no action.

Once the board of directors designates facilities, only designated facilities can receive the SWMD's waste. In more explicit terms, no one can legally take waste from the SWMD to undesignated facilities and undesignated facilities cannot legally accept waste from the SWMD. The only exception is when the board of directors grants a waiver to allow an undesignated facility to take the SWMD's waste. Ohio law prescribes the criteria that the board must consider when deciding whether to grant a waiver and the time period available to the board for making a decision on a waiver request.

## **1. Description of the SWMD's Designation Process**

The District's existing Plan authorizes the Board of Directors to designate solid waste facilities. The Board of County Commissioners of the District is hereby authorized to establish facility designations in accordance with Sections 343.013, 343.014, and 343.015 of the Ohio Revised Code. The facilities listed below in Section B of this Section are the only facilities designated for the disposal or transfer of municipal solid waste generated in this District. Any solid waste transfer and disposal facilities that are not designated will require designation or a waiver to accept solid waste generated within the District.

The District last conducted the designation process in 2011. No new designated facilities have been added since that time. Any facility wishing

---

<sup>1</sup> Source-separated recyclables delivered to a "legitimate recycling facility" as defined in Ohio law are not subject to the requirements of designation. (A legitimate recycling facility is loosely defined as a facility which consistently recycles a majority of the materials processed on-site.)

to accept solid waste generated from Ashland County will be required to apply for a waiver unless a new designation process is offered by the District in accordance with the criteria specified in ORC 343.01(I)(2).

The District and/or Board of County Commissioners will evaluate each request for designation or waiver.

## **2. List of Designated Facilities**

The currently designated facility for the solid waste generators is shown in **Table 4-6**.

**Table 4-6. Facilities Currently Designated**

Facility Name	Location		Facility Type	Year Designated
	County	State		
<b><i>In-District</i></b>				
None.				
<b><i>Out-of-District</i></b>				
Crawford County Landfill	Crawford	OH	Landfill	2011
Mahoning Landfill	Mahoning	OH	Landfill	2011
Lorain County Landfill	Lorain	OH	Landfill	2011
Noble Rd. Landfill	Richland	OH	Landfill	2011
American Landfill	Stark	OH	Landfill	2011
Countywide Landfill	Stark	OH	Landfill	2011
Evergreen Recycling & Disposal Facility	Wood	OH	Landfill	2011
Suburban Recycling & Disposal Facility	Perry	OH	Landfill	2011
Stony Hollow Landfill	Montgomery	OH	Landfill	2011
County Environmental of Wyandot	Wyandot	OH	Landfill	2011
Kimble Sanitary Landfill	Tuscarawas	OH	Landfill	2011
Gallia County Landfill	Gallia	OH	Landfill	2011
Coshocton Landfill	Coshocton	OH	Landfill	2011
Geneva Landfill	Ashtabula	OH	Landfill	2011
Marion County Solid Waste Transfer Station	Marion	OH	Transfer Facility	2011
Kimble Transfer & Recycling	Carroll	OH	Transfer Facility	2011
Cambridge Transfer & Recycling	Guernsey	OH	Transfer Facility	2011
Mt. Vernon Transfer Station	Knox	OH	Transfer Facility	2011
Kimble Transfer & Recycling Facility	Stark	OH	Transfer Facility	2011

Facility Name	Location		Facility Type	Year
Kimble Transfer & Recycling Facility	Summit	OH	Transfer Facility	2011
Lorain County Resource Recovery	Lorain	OH	Material Recovery Facility	2011
Oakwood Transfer Station	Cuyahoga	OH	Transfer Facility	2011
Richland County Transfer Station	Richland	OH	Transfer Facility	2011
<b>Out-of-State</b>				
None.				

## CHAPTER 5. Waste Reduction and Recycling

As was explained in Chapter 1, a SWMD must have programs and services to achieve reduction and recycling goals established in the state solid waste management plan. A SWMD also ensures that there are programs and services available to meet local needs. The SWMD may directly provide some of these programs and services, may rely on private companies and non-profit organizations to provide programs and services, and may act as an intermediary between the entity providing the program or service and the party receiving the program or service.

Through achieving the goals of the *State Plan* and meeting local needs, the SWMD ensures that a wide variety of stakeholders have access to reduction and recycling programs. These stakeholders include residents, businesses, institutions, schools, and community leaders. Programs and services collectively represent the SWMD's strategy for furthering reduction and recycling within its jurisdiction.

Before deciding upon the programs and services that are necessary and will be provided, the Policy Committee performed a strategic, in-depth review of the District's existing programs and services, recycling infrastructure, recovery efforts, finances, and overall operations. This review consisted of a series of 13 analyses that allowed the Policy Committee to obtain a holistic understanding of the District by answering questions such as:

- Is the SWMD adequately serving all waste-generating sectors?
- Is the SWMD recovering high volume wastes such as yard waste and cardboard?
- How well is the SWMD's recycling infrastructure being used, and how well is it performing?
- What is the District's financial situation and ability to fund programs?

Using what it learned, the Policy Committee drew conclusions about the District's abilities, strengths and weaknesses, operations, existing programs and services, outstanding needs, available resources, etc. The Policy Committee reviewed a list of actions the SWMD could take, programs that the District could implement, or other steps the SWMD could take to address its conclusions. The Policy Committee used that list to make decisions about the programs and services that will be available in the SWMD during the upcoming planning period. (For more in-depth information regarding the analyses of District programs and the development of priorities, see Appendix H and Appendix I, respectively.)

After deciding on programs and services, the Policy Committee reviewed projections of the quantities of recyclable materials that would be collected through those programs and services. This in turn allowed the Policy Committee to project its waste reduction and recycling rates for both the residential/commercial sector and the industrial sector. (See Appendix E for details regarding the residential/commercial sector and Appendix F for the industrial sector.)

Finally, the District and Policy Committee realize that the highest priorities identified during this Plan Update process were to implement all existing programs, reduce contamination, increase recycling, and enhance its education, awareness, and outreach programs. The District reserves the right to ensure the implementation of the programs and initiatives that support the District's highest priorities first before other secondary new programs or initiatives.

## A. Program Evaluation and Priorities

---

### 1. Strategic Analysis

All existing District programs have been evaluated qualitatively in terms of the suggestions included within Ohio EPA's guidance document (i.e., Format v4.1. For programs which have data available, quantitative evaluations were incorporated, also. The following table includes the 13 distinct analyses conducted for the District's programs.

#### Strategic Analysis Categories

Analysis	Topic
#1	Residential Recycling Infrastructure Analysis
#2-3	Business and Industrial Sector Analysis
#4	Residential/Commercial Waste Composition Analysis
#5	Economic Incentive Analysis
#6	Restricted and Difficult to Manage Waste Analysis
#7	Diversion Analysis
#8	Special Program Needs Analysis
#9	Financial Analysis
#10	Regional Analysis
#11	Data Collection Analysis
#12	Education and Outreach Analysis
#13	Processing Capacity Analysis

### 2. Conclusions and Priorities

The District conducted the strategic analysis in Appendix H to understand what areas should be focused on for this Plan Update. The main conditions that guided the District in its analysis included the following:

- Memorializing the changes the District implemented from 2020 to 2023 regarding how recyclables would be collected and processed.
- Right sizing the implementable programs and initiatives that the District can achieve based on its staffing and budget.

- Eliminating the need for a consultant to conduct certain functions of the District.
- Making improvements in existing initiatives and programs as achievable.
- Creating new initiatives and or programs that advance the District’s mission under the conditions above.
- Ensuring the District meets or is working towards achieving the goals of the 2020 State Solid Waste Management Plan.

**Reference Year Programs and Facilities Summary**

The following table summarizes the 2018-2032 solid waste plan (previous plan to this Plan Update) implementation schedule and any changes that occurred as this Plan Update was being developed or just prior to the development.

Name	Changes
Ashland City Non-Subscription Curbside Recycling	No changes from 2018-2032 plan.
Loudonville Subscription Curbside Recycling	After further evaluation of the Village's contract, it was determined that this program is non-subscription. No other changes from the 2018-2032 plan.
Ashland - Buehler's Fresh Food Market Recycling Drop-Off	This site changed to a full time, 24 hour per day, 365 day per year single stream recycling drop-off in June of 2021. The site is serviced through a contract with a private company that collects the materials and recycles them at their facility.
Ashland County-West Holmes Career Center/Vermillion Twp. Recycling Drop-Off	This site changed to a full time, 24 hour per day, 365 day per year single stream recycling drop-off in June of 2021. The site is serviced through a contract with a private company that collects the materials and recycles them at their facility. This site was formerly known as the Ashland County Service Center site.
Cinnamon Lake Recycling Drop-Off	This site changed to a full time, 24 hour per day, 365 day per year single stream recycling drop-off in June of 2021. The site is serviced through a contract with a private company that collects the materials and recycles them at their facility.
Loudonville Village/Hanover Township - Stakes IGA Foodliner Recycling Drop-Off	This site changed to a full time, 24 hour per day, 365 day per year single stream recycling drop-off in June of 2021. The site is serviced through a contract with a private company that collects the materials and recycles them at their facility. The location was moved to the Village ball fields on Wally Road.



Name	Changes
Mifflin Township - Township Garage/Fire Dept. Recycling Drop-Off	This site changed to a full time, 24 hour per day, 365 day per year single stream recycling drop-off in June of 2021. The site is serviced through a contract with a private company that collects the materials and recycles them at their facility.
Nova Village/Troy Twp. - Garage behind Fire Dept Recycling Drop-Off	This site changed to a full time, 24 hour per day, 365 day per year single stream recycling drop-off in June of 2021. The site is serviced through a contract with a private company that collects the materials and recycles them at their facility. The site is located in Troy Township.
Orange Township Garage	This site changed to a full time, 24 hour per day, 365 day per year single stream recycling drop-off in June of 2021. The site is serviced through a contract with a private company that collects the materials and recycles them at their facility.
Perrysville Fire Department Recycling Drop-Off	This site changed to a full time, 24 hour per day, 365 day per year single stream recycling drop-off in June of 2021. The site is serviced through a contract with a private company that collects the materials and recycles them at their facility.
Rowsburg Community Center, Perry Township	This site changed to a full time, 24 hour per day, 365 day per year single stream recycling drop-off in June of 2021. The site is serviced through a contract with a private company that collects the materials and recycles them at their facility.
Savannah Village/Clear Creek Township - Ball Field Recycling Drop-Off	This site changed to a full time, 24 hour per day, 365 day per year single stream recycling drop-off in June of 2021. The site is serviced through a contract with a private company that collects the materials and recycles them at their facility.
Lake Township Garage Recycling Drop-Off	This site changed to a full time, 24 hour per day, 365 day per year single stream recycling drop-off in June of 2021. The site is serviced through a contract with a private company that collects the materials and recycles them at their facility.
Mohican Township Garage Recycling Drop-Off	This site changed to a full time, 24 hour per day, 365 day per year single stream recycling drop-off in June of 2021. The site is serviced through a contract with a private company that collects the materials and recycles them at their facility.
Polk Village/Jackson Township - Polk Ballfield Recycling Drop-Off	This site changed to a full time, 24 hour per day, 365 day per year single stream recycling drop-off in June of 2021. The site is serviced through a contract with a private company that collects the materials and recycles them at their facility. The site is now located at the Village of Polk Waste Waster Treatment Plant main entrance.
Sullivan Village/Clear Creek Twp. Garage Recycling Drop-Off	This site changed to a full time, 24 hour per day, 365 day per year single stream recycling drop-off in June of 2021. The site is serviced through a contract with a private company that collects the materials and recycles them at their facility. The site is now located at the Sullivan Twp garage.

Name	Changes
Ashland County Maintenance Facility Drop-Off	This site changed to a full time, 24 hour per day, 365 day per year single stream recycling drop-off in June of 2021. The site is serviced through a contract with a private company that collects the materials and recycles them at their facility. The site is located at the Ashland County Maintenance Facility entrance (former entrance to the Ashland County Recycling Center).
Black River Elementary	The District's new recycling drop-off program did not include any of the schools, businesses or institutions. These entities were encouraged to use the new public recycling drop-off program when it started in June of 2021.
Black River High School Recycling	The District's new recycling drop-off program did not include any of the schools, businesses or institutions. These entities were encouraged to use the new public recycling drop-off program when it started in June of 2021.
Hillsdale Elementary West	The District's new recycling drop-off program did not include any of the schools, businesses or institutions. These entities were encouraged to use the new public recycling drop-off program when it started in June of 2021.
Hillsdale High School	The District's new recycling drop-off program did not include any of the schools, businesses or institutions. These entities were encouraged to use the new public recycling drop-off program when it started in June of 2021.
Hillsdale Middle School	The District's new recycling drop-off program did not include any of the schools, businesses or institutions. These entities were encouraged to use the new public recycling drop-off program when it started in June of 2021.
Mapleton Elementary School	The District's new recycling drop-off program did not include any of the schools, businesses or institutions. These entities were encouraged to use the new public recycling drop-off program when it started in June of 2021.
Mapleton High School	The District's new recycling drop-off program did not include any of the schools, businesses or institutions. These entities were encouraged to use the new public recycling drop-off program when it started in June of 2021.
Montgomery Elementary School	The District's new recycling drop-off program did not include any of the schools, businesses or institutions. These entities were encouraged to use the new public recycling drop-off program when it started in June of 2021. This school closed several years ago as well.
District provides commercial recycling pick-up	The District's new recycling drop-off program did not include any of the schools, businesses or institutions. These entities were encouraged to use the new public recycling drop-off program when it started in June of 2021.

Name	Changes
Ashland University	The District's new recycling drop-off program did not include any of the schools, businesses or institutions. These entities were encouraged to use the new public recycling drop-off program when it started in June of 2021.
Add, remove, or adjust commercial and school sites as needed	All of the school and business drop-off site locations were removed in 2020 when the Ashland County Recycling Center closed.
Recycling Container Loan Program - Individuals, family groups, non-profit organizations, community groups, and government offices can borrow District containers.	This program ceased when the Ashland County Recycling Center closed in 2020.
Add, remove, or adjust sites as needed	The District evaluated the sites that it could service with the staff and budget available. The sites that were changed are summarized above based on this initiative.
Minimize contamination and littering through additional education and signage	The new recycling drop-off sites include updated signage and information on what is acceptable and not acceptable to the program. Each recycle container also included the installation of warning signs on plastic bags. All educational information is also included on the District's web site.
Facilitate implementation of non-subscription curbside collection in villages and townships	There were no requests or opportunities to assist communities seeking to start a curbside recycling program in 2021.
Facilitate the formation of collection consortiums	There were no requests or opportunities to assist communities seeking to start a curbside recycling consortium program in 2021.
The District Coordinator is available to do a waste audit to determine what materials can be recycled	No industrial audits were requested in 2021.
Recycling Center Access - Industrial businesses can bring material to the recycling center	The Recycling Center closed in 2020. The recycling drop-off program is open to all residents and business for acceptable materials only.

Name	Changes
<p>Recycling Center collects materials from approximately 20 industrial establishments. Industrial entities will continue to have access to the recycling center</p>	<p>The District's new recycling drop-off program did not include any of the schools, businesses or institutions. These entities were encouraged to use the new public recycling drop-off program when it started in June of 2021.</p>
<p>Follow up with entities who participated in an assessment to identify whether the companies were able to implement changes to realize the waste reduction and cost savings identified in their analysis.</p>	<p>No industrial audits were requested in 2021.</p>
<p>Request feedback from establishments that participated in an audit to identify how the District can further serve this audience more effectively.</p>	<p>No industrial audits were requested in 2021.</p>
<p>Year-round collection of appliances the Ashland County Recycling Center</p>	<p>The Recycling Center closed in 2020. The District created a new recycling resource guide in 2021 to highlight local and regional recycling opportunities for materials not accepted in the recycling drop-off program. The resource guide listed several local and regional companies that accept appliance.</p>
<p>Year-round collection of electronics at the Ashland County Recycling Center</p>	<p>The Recycling Center closed in 2020. The District created a new recycling resource guide in 2021 to highlight local and regional recycling opportunities for materials not accepted in the recycling drop-off program. The resource guide listed several local and regional companies that accept electronic waste. In 2023, the District created a refrigerant containing appliance voucher program.</p>
<p>Develop sustainable options for collection of TVs</p>	<p>The District created a new recycling resource guide in 2021 to highlight local and regional recycling opportunities for materials not accepted in the recycling drop-off program. The resource guide listed several local and regional companies that accept electronic waste. In 2022, the District began annual collections of E-waste.</p>
<p>Evaluate cost containment options</p>	<p>The District did not conduct an evaluation in 2021 but will be doing so in 2022. In 2022, the District began annual collections of E-waste.</p>
<p>Household Hazardous Waste Collection Event (at least every 2 years)</p>	<p>The District conducted a HHW collection event on July 17, 2021. The event was a record setting turnout with 712 cars. The cost of the collection was \$37,837.86 or \$53.14 per car. Over 94,000 lbs (47 tons) of HHW materials was collected at this event. The District is planning on conducting annual HHW events for the next 3-5 years (2022-2026).</p>

Name	Changes
Evaluate collection options for new materials not collected locally	The District created a new recycling resource guide in 2021 to highlight local and regional recycling opportunities for materials not accepted in the recycling drop-off program. The resource guide listed several local and regional companies that accept HHW like materials. In addition, the District created a resource guide targeted for HHW materials only.
Collection of both lead-acid batteries and household rechargeable batteries at the Recycling Center	The Recycling Center closed in 2020. The District created a new recycling resource guide in 2021 to highlight local and regional recycling opportunities for materials not accepted in the recycling drop-off program. The resource guide listed several local and regional companies that accept lead acid batteries and rechargeable batteries. In addition, the District accepted these batteries at the July 17, 2021 HHW collection event.
Year-round collection of tires at the Ashland County Recycling Center	The Recycling Center closed in early 2021. The District created a new recycling resource guide in 2021 to highlight local and regional recycling opportunities for materials not accepted in the recycling drop-off program. The resource guide listed several local and regional companies that accept scrap tires. In addition, the District created a new program in October of 2021 for the collection of scrap tires through a voucher system.
Accept tires from clean-ups by townships, County highway department, Mifflin Lake Park, and the Mohican River area at the recycling center for no cost.	The Recycling Center closed in early 2021. The District created a new recycling resource guide in 2021 to highlight local and regional recycling opportunities for materials not accepted in the recycling drop-off program. The resource guide listed several local and regional companies that accept scrap tires. In addition, the District created a new program in October of 2021 for the collection of scrap tires through a voucher system. The voucher program is also available to the local townships, County highway department and other areas.
Explore ways of reducing collection event costs	The District created a new program in October of 2021 for the collection of scrap tires through a voucher system.
Prescription Drug Drop-off - boxes at the Ashland County Sheriff's Annex and the Loudonville Police Department	Drop boxes placed at the Ashland County Sheriff's Annex and the Loudonville Police Department for unwanted & unused medications is readily used by residents and has not experienced any problems or challenges that are known to the District.
Education program for HHW, electronics, and lead-acid batteries	The District continued to keep residents informed on the responsible purchase, use, and disposal of HHW through educational presentations, media reports, speaking engagements, and answering telephone inquiries in 2021. Additionally, the website now includes information on HHW as well and alternative recycling options in the region.
Annual Poster Contest	The Environmental Educator conducted a "Recycle Right" poster campaign. Twenty-one students completed the posters which were displayed at the 2021 Ashland County Fair booth.

Name	Changes
District Website	The District maintained a webpage ( <a href="http://www.ashlandcounty.org/recycling">www.ashlandcounty.org/recycling</a> ) which is hosted within the County's main website. The site contains the following educational and resource flyers: recycling drop-off program maps and description, detailed acceptable and non-acceptable materials for the drop-off program, recycler right flyer, scrap tire voucher program flyer, regional recycling resource guide, HHW collection event flyer (seasonal), Adopt-a-Road program information, the most recent district environmental education newsletters, environmental education presentation request form, at-home project sheets for recycling and environmental education, detailed flyer on environmental education presentation services, contact information and a copy of the most recent SW management plan.
Educational Display at fairgrounds and community events Ensure promotional items display the District's contact information and that flyers for each target audience are available at the display.	The Environmental Educator set-up the fair booth for the 2021 Ashland County Fair. The fair booth contains educational resources and pictures along with recycle right messaging, display for the new recycle drop-off program including site locations and materials that are accepted and not accepted in the program. The display also included posters made by students on recycling right and other topics.
Environmental Education Coordinator	The District's Education Coordinator made 450 presentations on many solid waste topics reaching 9,261 students. School programs continued to be an important part of the District's outreach efforts. The presentations helped increase involvement in residential and commercial recycling after students learned about recycling. Presentations also encouraged parents to become involved if they were not already recycling.
Tours (Recycling Center, Willo'Dell Nursery and Compost Center)	No tours were offered in 2021.
Promote use of recycling container program to community event organizers	The entity Ashland main Street borrowed the District's portable trash container stands for use in a special event held in 2021. This program did not continue after 2021.
Encourage residents to turn in old tires at dealers	The District created a new scrap tire voucher program in 2021. The program requires residents to obtain a voucher for up to 10 tires and dispose at one of two locations in the District. In 2022, additional messaging was created at the HHW event for disposing of tires when purchasing new tires.

Name	Changes
Track the number of visits to the website	The District's new web site included the functionality to track visitors. In 2021, a total of 10,643 visitors viewed the District web site and a total of 2,066 visited the environmental education site.
Minimize the website's downtime by fixing pages that are under construction as quickly as possible	The District upgraded its web site in 2021. The content of the web site is updated frequently with no down time.
Include the recycling guide online as a downloadable, printable .pdf	The recycling resource guide was improved and updated in 2021. The guide is downloadable and printable from the District's web site.
Improve user-friendliness by reorganizing information and adding a tab for each target audience, such as residents, businesses, governments, etc.	The District maintained a webpage ( <a href="http://www.ashlandcounty.org/recycling">www.ashlandcounty.org/recycling</a> ) which is hosted within the County's main website. The web site was improved in 2021. The site contains the following educational and resource flyers: recycling drop-off program maps and description, detailed acceptable and non-acceptable materials for the drop-off program, recycler right flyer, scrap tire voucher program flyer, regional recycling resource guide, HHW collection event flyer (seasonal), Adopt-a-Road program information, the most recent district environmental education newsletters, environmental education presentation request form, at-home project sheets for recycling and environmental education, detailed flyer on environmental education presentation services, contact information and a copy of the most recent SW management plan.
Promote availability of presentations to non-school groups (civic groups) using a variety of means, such as posting on the District website and employing the support of related organizations to promote presentations to members, such as the Chamber of Commerce.	<p>The District created a new environmental presentation request form on the web site in 2021. The new form includes the following service requests:</p> <ul style="list-style-type: none"> <li>Pre K through 3 Grade Presentation</li> <li>Grade 4 through 8 Presentation</li> <li>High School Presentation</li> <li>College Age Student Presentation</li> <li>Adult Presentation</li> <li>Summer Camp Presentation</li> <li>Special Event Display</li> <li>Contest</li> <li>Other Request</li> </ul>
Begin tracking the number of individuals reached by each presentation and the name of each school so the District can identify the number of students and schools reached each year	The District's Education Coordinator made 450 presentations on many solid waste topics reaching 9,261 students. School programs continued to be an important part of the District's outreach efforts.

Name	Changes
Request that educators or group leaders complete a feedback form after a presentation has been completed	The District and the Environmental Educator gave out feedback forms to teachers and school leaders after presentations.
Annual Poster Contest - Inform more school districts about contests to increase participation.	The Environmental Educator conducted a "Recycle Right" poster campaign. Twenty-one students completed the posters which were displayed at the 2021 Ashland County Fair booth.
Apply for community development grants for recycling center improvements	The District began the application for a Community Development grant from Ohio EPA in late 2021. The grant consisted of two projects, conduct an agricultural tire collection and conduct a countywide education campaign.
Continue providing technical assistance	The District is available to provide technical assistance to businesses and organizations on market development opportunities when applicable. No activity in 2021.
Promote market development grant to businesses	No activity in 2021.
Promote community development grant to communities and institutions	The District began the application for a Community Development grant from Ohio EPA in late 2021. The grant consisted of two projects, conduct an agricultural tire collection and conduct a countywide education campaign.
Continue operating the Ashland County Recycling Center	The Recycling Center closed in 2020.
Convert a part-time laborer to full-time to increase productivity	The Recycling Center closed in 2020.
Replace existing baler	The Recycling Center closed in 2020. All recycling equipment, most of the trucks and all of the recycle bins were sold in 2021.
Annual surveying - District sends surveys to industrial businesses annually	The District continued to annually survey industrial businesses for recycling volumes as part of the Annual District Report preparations. A total of 69 industrial businesses were sent surveys for 2021 data. Beginning in 2023 for 2022 data, the District transitioned to surveying recyclers and processors only to avoid double counting issues.



Name	Changes
Annual Surveying - District sends surveys to commercial businesses annually	The District continued to annually survey commercial businesses for recycling volumes as part of the Annual District Report preparations. A total of 360 commercial businesses were sent surveys for 2021 data. Beginning in 2023 for 2022 data, the District transitioned to surveying recyclers and processors only to avoid double counting issues.
Survey follow-up - Contact set number of businesses annually	The District continued to follow-up with commercial and industrial businesses for recycling volumes in 2021. Large generators and large employers in the District were targeted for 2021. Starting in 2023 for 2022 data, the District will follow-up with recycler and processors.
Adopt-A-Road Program	This program was phased out in 2022 and will no longer be offered.

**B. Program Descriptions**

The following section summarizes all initiatives and programs the District will implement for the planning period. Appendix B, H, I and L contains additional detail on existing programs.

Name	Description
Ashland City Non-Subscription Curbside Recycling	<p>This non-subscription curbside recycling program is projected to continue throughout the planning period.</p> <p>Target Audience: City of Ashland Residents                      Service Area: City of Ashland                      Materials Collected: OCC, Paper, Glass, Plastic, Metal                      Program Operator: City of Ashland                      Program Paid by: City of Ashland                      Program Promotion: City of Ashland                      District Expenses: None</p>
Loudonville Subscription Curbside Recycling	<p>This non-subscription curbside recycling program is projected to continue throughout the planning period.</p> <p>Target Audience: Village of Loudonville Residents                      Service Area: Village of Loudonville                      Materials Collected: OCC, Paper, Glass, Plastic, Metal                      Program Operator: Contractor                      Program Paid by: Village of Loudonville                      Program Promotion: Village of Loudonville                      District Expenses: None</p>
Provide Technical Assistance for New Curbside Recycling Program Formation	<p>The District coordinator will provide technical assistance to any community in the District that request such assistance in the development of a new curbside recycling program. The technical assistance may include meeting with community officials, assisting in evaluating the options and</p>

Name	Description
	<p>bid specification development. The District will promote economic incentive options and curbside recycling whenever possible.</p> <p>Target Audience: District Communities                      Service Area: District                      Materials Collected: N/A                      Program Operator: District                      Program Paid by: District                      Program Promotion: District                      District Expenses: Budget Line Item 2.A.1</p>
<p>Curbside Recycling Participant Engagement</p>	<p>The District may provide spot audits of curbside community recycling set-outs if requested by the community. The initiative may involve visiting curbside recycling communities during normal businesses hours to inspect recycling set-outs to determine recycling habits and level of contamination. Educational materials may be provided to household that need the additional resources to recycle correctly. This initiative may involve the District Coordinator, Environmental Educator, community staff, contractor staff and or local volunteers. The curbside audits will be random with no defined frequency or duration and will not include all routes and household in a community at any given audit. The initiative will be implemented based on availability of staff and resources.</p> <p>Target Audience: District Residents and Businesses                      Service Area: District                      Materials Collected: N/A                      Program Operator: District                      Program Paid by: District                      Program Promotion: District                      District Expenses: Budget Line Item 2.A.1</p>
<p>Buehler's Market                      1055 Sugarbush Dr.                      Ashland, OH</p>	<p>This full-time recycling drop-off program is projected to continue throughout the planning period.</p> <p>Target Audience: District Residents and Businesses                      Service Area: District                      Materials Collected: OCC, Paper, Glass, Plastic, Metal                      Program Operator: Contractor                      Program Paid by: District                      Program Promotion: District                      District Expenses: Budget Line Item 2.D.2</p>
<p>Ashland County                      Maintenance Facility                      (Vermillion Twp)                      1270 Middle Rowsburg Rd.                      Ashland, OH</p>	<p>This full-time recycling drop-off program is projected to continue throughout the planning period.</p> <p>Target Audience: District Residents and Businesses                      Service Area: District                      Materials Collected: OCC, Paper, Glass, Plastic, Metal                      Program Operator: Contractor                      Program Paid by: District</p>

Name	Description
	Program Promotion: District District Expenses: Budget Line Item 2.D.2
Orange Twp. Garage 930 CR 801 Ashland, OH	This full-time recycling drop-off program is projected to continue throughout the planning period.  Target Audience: District Residents and Businesses Service Area: District Materials Collected: OCC, Paper, Glass, Plastic, Metal Program Operator: Contractor Program Paid by: District Program Promotion: District District Expenses: Budget Line Item 2.D.2
Ashland County-West Holmes Career Center. (Vermillion Twp) 1763 SR 60 S Ashland, OH	This full-time recycling drop-off program is projected to continue throughout the planning period.  Target Audience: District Residents and Businesses Service Area: District Materials Collected: OCC, Paper, Glass, Plastic, Metal Program Operator: Contractor Program Paid by: District Program Promotion: District District Expenses: Budget Line Item 2.D.2
Village of Loudonville (Hanover Twp) Wally Road, Loudonville, OH	This full-time recycling drop-off program is projected to continue throughout the planning period.  Target Audience: District Residents and Businesses Service Area: District Materials Collected: OCC, Paper, Glass, Plastic, Metal Program Operator: Contractor Program Paid by: District Program Promotion: District District Expenses: Budget Line Item 2.D.2
Savannah Village Ball Park (Clear Creek Twp) 56 Bailey St, Savannah, OH	This full-time recycling drop-off program is projected to continue throughout the planning period.  Target Audience: District Residents and Businesses Service Area: District Materials Collected: OCC, Paper, Glass, Plastic, Metal Program Operator: Contractor Program Paid by: District Program Promotion: District District Expenses: Budget Line Item 2.D.2
Troy Twp. Garage 924 US 224, Nova, OH	This full-time recycling drop-off program is projected to continue throughout the planning period.  Target Audience: District Residents and Businesses Service Area: District Materials Collected: OCC, Paper, Glass, Plastic, Metal Program Operator: Contractor

Name	Description
	Program Paid by: District Program Promotion: District District Expenses: Budget Line Item 2.D.2
Mifflin Twp. Garage 16 Maine St. Mifflin, OH	This full-time recycling drop-off program is projected to continue throughout the planning period.  Target Audience: District Residents and Businesses Service Area: District Materials Collected: OCC, Paper, Glass, Plastic, Metal Program Operator: Contractor Program Paid by: District Program Promotion: District District Expenses: Budget Line Item 2.D.2
Perrysville Fire Dept. (Green Twp) SR 39 Perrysville, OH	This full-time recycling drop-off program is projected to continue throughout the planning period.  Target Audience: District Residents and Businesses Service Area: District Materials Collected: OCC, Paper, Glass, Plastic, Metal Program Operator: Contractor Program Paid by: District Program Promotion: District District Expenses: Budget Line Item 2.D.2
Cinnamon Lake (Jackson Twp) CR 620 Jackson, OH	This full-time recycling drop-off program is projected to continue throughout the planning period.  Target Audience: District Residents and Businesses Service Area: District Materials Collected: OCC, Paper, Glass, Plastic, Metal Program Operator: Contractor Program Paid by: District Program Promotion: District District Expenses: Budget Line Item 2.D.2
Lake Twp. Garage 2499 CR 3374 Loudonville, OH	This full-time recycling drop-off program is projected to continue throughout the planning period.  Target Audience: District Residents and Businesses Service Area: District Materials Collected: OCC, Paper, Glass, Plastic, Metal Program Operator: Contractor Program Paid by: District Program Promotion: District District Expenses: Budget Line Item 2.D.2
Polk Village Sewer Plant (Jackson Twp) W Congress St. Polk, OH	This full-time recycling drop-off program is projected to continue throughout the planning period.  Target Audience: District Residents and Businesses Service Area: District

Name	Description
	Materials Collected: OCC, Paper, Glass, Plastic, Metal Program Operator: Contractor Program Paid by: District Program Promotion: District District Expenses: Budget Line Item 2.D.2
Sullivan Township 245 Twp. Hwy. 501 Sullivan, OH	This full-time recycling drop-off program is projected to continue throughout the planning period.  Target Audience: District Residents and Businesses Service Area: District Materials Collected: OCC, Paper, Glass, Plastic, Metal Program Operator: Contractor Program Paid by: District Program Promotion: District District Expenses: Budget Line Item 2.D.2
Mohican Twp. Garage 2008 SR 89 Jeromesville, OH	This full-time recycling drop-off program is projected to continue throughout the planning period.  Target Audience: District Residents and Businesses Service Area: District Materials Collected: OCC, Paper, Glass, Plastic, Metal Program Operator: Contractor Program Paid by: District Program Promotion: District District Expenses: Budget Line Item 2.D.2
Recycling Drop-Off Site Evaluations	The District will monitor a variety of elements regarding its recycling drop-off program, such as overall total tons of materials collected and quarterly utilization of each site. Based on the ongoing evaluation, the District may add sites, remove sites, add containers, remove containers, change frequency of collection or increase signage at any time during the planning period.  Target Audience: District Drop-Off Sites Service Area: District Materials Collected: N/A Program Operator: District Program Paid by: District Program Promotion: District District Expenses: Budget Line Item 2.A.1
Recycling Drop-Off Site Participant Engagement	The District will provide a routine recycling drop-off program participant engagement initiative. The initiative will involve visiting recycling drop-off sites during normal businesses hours to engage with participants to determine their recycling habits, knowledge and what materials they were delivering to the sites. Educational materials will be provided to those participants that need the additional resources to recycle correctly. This initiative may involve the District Coordinator, Environmental Educator and or local volunteers. The site visits will be random with no defined

Name	Description
	<p>frequency or duration. The initiative will be implemented based on availability of staff and resources.</p> <p>Target Audience: District Residents and Businesses                      Service Area: District                      Materials Collected: N/A                      Program Operator: District                      Program Paid by: District                      Program Promotion: District                      District Expenses: Budget Line Item 2.A.1</p>
<p>Evaluate Recycling Drop-Off Contract</p>	<p>The District will evaluate the current contract for the recycling drop-off site program prior to the first 5-year contract term. The review will include the extension options, developing a new RFP, if a new RFP is developed, what changes should be made and other factors as needed.</p> <p>Target Audience: N/A                      Service Area: District                      Materials Collected: N/A                      Program Operator: District                      Program Paid by: District                      Program Promotion: District                      District Expenses: Budget Line Item 2.A.1</p>
<p>Evaluate District Recycling Drop-Off Containers for Maintenance and or Replacement</p>	<p>The District will evaluate the condition of each recycling drop-off container used in the program for maintenance and or replacement within the first 10 years of use. If replacement and or maintenance is needed, the District will develop a budget and plan to implement the changes as needed. Since this initiative is projected to occur at a point when the next Plan Update will be developed, no further action or budget is needed at this time. If an emergency situation occurs that requires a replacement, repair or routine maintenance before this time, the District will utilize excess fund balance money to fund the repairs/replacement.</p> <p>Target Audience: N/A                      Service Area: District                      Materials Collected: N/A                      Program Operator: District                      Program Paid by: District                      Program Promotion: District                      District Expenses: Budget Line Item 2.D.2</p>
<p>Commercial and Industrial Business Program - Technical Assistance</p>	<p>The District provides technical assistance to the commercial and industrial sector as well as the institutional sector through direct engagement activities related to solid waste and recycling content. The District is a technical resource for businesses and schools for recycling and solid waste questions as needed and requested. The District includes a vast array of resources on its web site for the benefit of residents and businesses.</p>

Name	Description
	<p>Target Audience: Commercial, Industrial, Institutional                      Service Area: District                      Materials Collected: N/A                      Program Operator: District                      Program Paid by: District                      Program Promotion: District                      District Expenses: Budget Line Item 2.A.1</p>
<p>Commercial and Industrial Business Program - Ohio EPA Market Development and Scrap Tire Grant Technical Assistance and Sponsorship</p>	<p>The District provides technical assistance to commercial, industrial and institutional entities regarding Ohio EPA grants as requested.</p> <p>Target Audience: Commercial, Industrial, Institutional                      Service Area: District                      Materials Collected: N/A                      Program Operator: District                      Program Paid by: District                      Program Promotion: District                      District Expenses: Budget Line Item 2.A.1</p>
<p>Commercial and Industrial Business Program - Waste Audits and Assessments</p>	<p>The District may assist businesses with waste audits for commercial businesses, industries, agricultural operations, and non-profit organizations upon request for no cost. Assessments will include a review of the entity’s operations, what is recycled and disposed of and their goals to improve. Recommendations will be made based on the assessment.</p> <p>Target Audience: Commercial, Industrial, Institutional                      Service Area: District                      Materials Collected: N/A                      Program Operator: District                      Program Paid by: District                      Program Promotion: District                      District Expenses: Budget Line Item 2.A.1</p>
<p>Commercial and Industrial Program – Recycling Drop-Off Sites</p>	<p>The District allows commercial and industrial facilities to utilize the recycling drop-off program for low volume recycling needs. Large generators of recyclables are advised to work directly with a hauler and or broker to meet their recycling needs.</p> <p>Target Audience: Commercial, Industrial, Institutional                      Service Area: District                      Materials Collected: N/A                      Program Operator: District                      Program Paid by: District                      Program Promotion: District                      District Expenses: Budget Line Item 2.d.2</p>
<p>Commercial and Industrial Program – Ohio Materials Market Place</p>	<p>The District will promote the Ohio Materials Market Place (OMMP) on its web site for businesses. In addition, during direct engagement opportunities such as waste assessments, the District will also promote the OMMP.</p>

Name	Description
	<p>Target Audience: Commercial, Industrial, Institutional                      Service Area: District                      Materials Collected: N/A                      Program Operator: District                      Program Paid by: District                      Program Promotion: District                      District Expenses: Budget Line Item 2.A.1</p>
<p>Commercial and Industrial Program – Recycling Service Opportunities</p>	<p>The District will work with Ohio EPA and the local and regional recycling service providers to identify opportunities for additional recycling services for District businesses and institutional entities. These services would not be paid for by the District.</p> <p>Target Audience: Commercial, Industrial, Institutional                      Service Area: District                      Materials Collected: N/A                      Program Operator: District                      Program Paid by: District                      Program Promotion: District                      District Expenses: Budget Line Item 2.A.1</p>
<p>HHW Collection</p>	<p>The District will conduct an annual HHW collection for residents.</p> <p>Target Audience: District Residents                      Service Area: District                      Materials Collected: Paint, Cleaners, Bulbs, Batteries, Propane Cylinders, Pesticides, Insecticides, Aerosols and other HHW                      Program Operator: Contractor                      Program Paid by: District                      Program Promotion: District                      District Expenses: Budget Line Item 2.e.2</p>
<p>Lead Acid Batteries</p>	<p>Lead acid batteries as well as other household batteries are accepted in the District’s HHW program.</p> <p>Target Audience: District Residents                      Service Area: District                      Materials Collected: Lead Acid Batteries                      Program Operator: Contractor                      Program Paid by: District                      Program Promotion: District                      District Expenses: Budget Line Item 2.e.2</p>
<p>Used Oil and Antifreeze</p>	<p>Used oil, antifreeze and other common residential oils are accepted in the District’s HHW program.</p> <p>Target Audience: District Residents                      Service Area: District                      Materials Collected: Used Oil and Antifreeze                      Program Operator: Contractor</p>



Name	Description
	Program Paid by: District Program Promotion: District District Expenses: Budget Line Item 2.e.2
Residential Scrap Tire Voucher Program	The District provides residents with a scrap tire voucher program as described in Appendix H.  Target Audience: District Residents Service Area: District Materials Collected: Scrap Tires Program Operator: Contractor Program Paid by: District Program Promotion: District District Expenses: Budget Line Item 2.e.1
Farm Tire Collection Event	The District will provide an annual collection of scrap tires generated from local Ashland County farms for 2023-2029 then re-access the need for additional collections in the next Plan Update. The District will restructure the user fees charged by tire starting in 2024.  Target Audience: District Residents Service Area: District Materials Collected: Scrap Tires Program Operator: Contractor Program Paid by: District Program Promotion: District District Expenses: Budget Line Item 2.e.5
E-Waste Collection	The District will conduct an annual electronics collection for residents. Additional targeted collections for community government offices, institutions, non-profits and small business may occur based on available budget.  Target Audience: District Residents Service Area: District Materials Collected: TVs, Computers, Printers, Monitors, Computer Support Equipment, Misc Electronics  Program Operator: Contractor Program Paid by: District Program Promotion: District District Expenses: Budget Line Item 2.e.3
Refrigerant Containing Appliance Voucher Program	The District will conduct a refrigerant based appliance voucher program as described in Appendix H.  Target Audience: District Residents Service Area: District Materials Collected: Air conditioners, freezers, refrigerators, dehumidifiers  Program Operator: Contractor Program Paid by: District Program Promotion: District

Name	Description
	District Expenses: Budget Line Item 2.e.4
Non-Refrigerant Appliances	<p>The District does not conduct any special collections for non-refrigerant appliances. The District does provide information on entities and recyclers in the area and region that accept non-refrigerant containing appliances.</p> <p>Target Audience: District            Service Area: District            Materials Collected: Non-Refrigerant Containing Appliances            Program Operator: N/A            Program Paid by: N/A            Program Promotion: District            District Expenses: N/A</p>
Medicine and Prescriptions	<p>The District does not conduct any special collections for medication or prescriptions. The District does provide information on its web site regarding local and regional opportunities to properly manage these materials.</p> <p>Target Audience: District            Service Area: District            Materials Collected: Medicines and Prescriptions            Program Operator: N/A            Program Paid by: N/A            Program Promotion: District            District Expenses: N/A</p>
Data Collection	<p>The District will survey the recyclers and processors of materials that are generated by District the residential and commercial sector including institutions for recycling data annually. The District will also utilize data from Ohio EPA and other third parties.</p> <p>The data collected along with the plan implementation monitoring each year will be used to complete the Annual District Report as required by law.</p> <p>Target Audience: District            Service Area: District            Materials Collected: N/A            Program Operator: N/A            Program Paid by: N/A            Program Promotion: District            District Expenses: Budget Line Item 2.a</p>
District Web Site	<p>The District web site will continue and be updated as needed.</p> <p>Target Audience: District            Service Area: District            Materials Collected: N/A            Program Operator: N/A</p>

Name	Description
	Program Paid by: N/A Program Promotion: District District Expenses: Budget Line Item 2.a
Education and Outreach Program - Adult Education	The District provides educational opportunities for adults throughout the year. This includes: <ul style="list-style-type: none"> <li>• Information on website including recycling and educational content</li> <li>• Conduct presentations as requested based on staff availability</li> <li>• Include special waste topics in presentations whenever requested or possible (HHW, batteries, E-Waste, tires and appliances)</li> <li>• Attend Ashland County Fair with an educational booth</li> </ul> Target Audience: District Adults Service Area: District Materials Collected: N/A Program Operator: District Program Paid by: District Program Promotion: District District Expenses: Budget Line Item 2.a and 2.g.1
Education and Outreach Program – Community Education	The District provides educational opportunities for communities and elected officials throughout the year. This includes: <ul style="list-style-type: none"> <li>• Information on website including recycling and educational content</li> <li>• Conduct presentations as requested based on staff availability</li> <li>• Attend Township Trustee Association meetings when requested</li> <li>• Attend community governing board meetings when requested</li> </ul> Target Audience: District Adults Service Area: District Materials Collected: N/A Program Operator: District Program Paid by: District Program Promotion: District District Expenses: Budget Line Item 2.a and 2.g.1
Education and Outreach Program - School Age Children Education	The District provides educational opportunities for students throughout the school year. This includes: <ul style="list-style-type: none"> <li>• Information on website including recycling and educational content</li> <li>• Conduct presentations and lesson plans to local schools</li> </ul>

Name	Description
	<ul style="list-style-type: none"> <li>Conduct special projects including contests and recycling drives</li> </ul> <p>Target Audience: District Adults                      Service Area: District                      Materials Collected: N/A                      Program Operator: District                      Program Paid by: District                      Program Promotion: District                      District Expenses: Budget Line Item 2.a and 2.g.1</p>
<p>Education and Outreach Program – Advertisement of District Programs</p>	<p>The District has historically advertised in the local newspaper for its special collection events (HHW, Ewaste). This will continue throughout the planning period. Starting in 2024 and ending in 2029, the District will mail to each household in the County a flyer that promotes all programs, special collections dates and locations and other messaging to provide education to District residents. For the next Plan Update that starts in 2028-2029, the District will evaluate this program for its effectiveness to determine if it will continue into the next plan.</p> <p>Target Audience: District Residents                      Service Area: District                      Materials Collected: N/A                      Program Operator: District                      Program Paid by: District                      Program Promotion: District                      District Expenses: Budget Line Item 2.g.2</p>
<p>Ashland County Landfill – Post Closure Care</p>	<p>The Ashland County Landfill was closed in 1997 and entered into post closure care on April 19, 2000. The 30-year post closure care period is scheduled to end on April 19, 2030 or until Ohio EPA releases the post closure care requirement. The District contracts with a consultant to conduct the necessary post closure care requirements including well testing and monitoring, annual report preparation and other activities. The District also contracts with a local farmer to harvest hay from the top of the landfill twice per year. The District may evaluate alternative uses for the landfill during or after the post closure period.</p> <p>Target Audience: N/A                      Service Area: N/A                      Materials Collected: N/A                      Program Operator: Consultant                      Program Paid by: District                      Program Promotion: N/A                      District Expenses: Budget Line Item 2.c</p>

Name	Description
<p>Evaluate Post Closure Care Funding for Closed Ashland County Landfill</p>	<p>The closed Ashland County Landfill is currently under post closure care until April 19, 2030 or when Ohio EPA releases the District from the post closure care requirements. The District reserves the right to remove or keep the funding mechanism or to develop a new revenue source from the landfill, either during or after the post closure care period, as determined by the Board of County Commissioners.</p> <p>Target Audience: N/A                      Service Area: N/A                      Materials Collected: N/A                      Program Operator: District                      Program Paid by: District                      Program Promotion: District                      District Expenses: Budget Line Item 2.c</p>
<p>Evaluate U.S EPA Waste Reduction Model</p>	<p>The District conducted the evaluation as required in Format 4.1 as a part of the Plan Update Process.</p> <p>Target Audience: N/A                      Service Area: District                      Materials Collected: N/A                      Program Operator: District                      Program Paid by: District                      Program Promotion: District                      District Expenses: Budget Line Item 2.A.1</p>
<p>Annual District Report</p>	<p>The District shall complete the EPA Annual District Report annually by June 1<sup>st</sup> of each year.</p> <p>Target Audience: EPA                      Service Area: District                      Materials Collected: N/A                      Program Operator: District                      Program Paid by: District                      Program Promotion: District                      District Expenses: Budget Line Item 2.A.1</p>

**C. Waste Reduction and Recycling Rates**

1. *Residential/Commercial Recycling in the District*

Waste reduction and recycling in the residential/commercial sector is expected to remain stable and growing slightly during the first six years of the planning period based upon the tons collected (see following table).

**Residential/Commercial Waste Reduction and Recycling Rate**

Year	Projected Tons Collected	Residential/ Commercial WRR <sup>1</sup>
2025	13,613	27.04%
2026	13,711	27.31%
2027	13,811	27.55%
2028	13,911	27.79%
2029	14,012	28.04%
2030	14,115	29.18%

<sup>1</sup> "WRR" means waste reduction and recycling rate.

2. *Industrial Recycling in the District*

The District is not tracking or projecting industrial recycling for the Plan Update per changes in the State Plan requirements.

3. *Curbside and Drop-Off Recycling Inventory*

The following tables list the existing curbside and drop-off recycling programs in the District.

**Curbside Recycling Services**

ID#	Community Served	Service Provider	Ongoing Service
NSC1	City of Ashland	City of Ashland	Yes
NSC2	Village of Loudonville	Contract Between the Village of Loudonville and Rumpke	Yes

## Drop-Off Recycling Services

ID#	Name of Drop-Off	Service Provider	Ongoing Service
FTU1	Buehler's Market 1055 Sugarbush Dr. Ashland, OH	District Contract with Kimble	Yes
FTU2	Ashland County Maintenance Facility 1270 Middle Rowsburg Rd. Ashland, OH	District Contract with Kimble	Yes
FTR1	Orange Twp. Garage 930 CR 801 Ashland, OH	District Contract with Kimble	Yes
FTR2	Ashland Co.-West Holmes Career Ctr. (Vermillion Twp.) 1763 SR 60 S Ashland, OH	District Contract with Kimble	Yes
FTR3	Village of Loudonville Wally Road, Loudonville, OH	District Contract with Kimble	Yes
FTR4	Savannah Village Ball Park 56 Bailey St, Savannah, OH	District Contract with Kimble	Yes
FTR5	Troy Twp. Garage 924 US 224, Nova, OH	District Contract with Kimble	Yes
FTR6	Mifflin Twp. Garage 16 Maine St. Mifflin, OH	District Contract with Kimble	Yes
FTR7	Perrysville Fire Dept. SR 39 Perrysville, OH	District Contract with Kimble	Yes
FTR8	Cinnamon Lake CR 620 Jackson, OH	District Contract with Kimble	Yes
FTR9	Lake Twp. Garage 2499 CR 3374 Loudonville, OH	District Contract with Kimble	Yes
FTR10	Polk Village Sewer Plant W Congress St. Polk, OH	District Contract with Kimble	Yes
FTR11	Sullivan Township 245 Twp. Hwy. 501 Sullivan, OH	District Contract with Kimble	Yes
FTR12	Mohican Twp. Garage 2008 SR 89 Jeromesville, OH	District Contract with Kimble	Yes
FTR13	Rowsburg Community Ctr 199 US 250, Polk, OH	District Contract with Kimble	Yes
FTU1	Buehler's Market 1055 Sugarbush Dr. Ashland, OH	District Contract with Kimble	Yes

ID#	Name of Drop-Off	Service Provider	Ongoing Service
FTU2	Ashland County Maintenance Facility 1270 Middle Rowsburg Rd. Ashland, OH	District Contract with Kimble	Yes
FTR1	Orange Twp. Garage 930 CR 801 Ashland, OH	District Contract with Kimble	Yes
FTR2	Ashland Co.-West Holmes Career Ctr. (Vermillion Twp.) 1763 SR 60 S Ashland, OH	District Contract with Kimble	Yes
FTR3	Village of Loudonville Wally Road, Loudonville, OH	District Contract with Kimble	Yes
FTR4	Savannah Village Ball Park 56 Bailey St, Savannah, OH	District Contract with Kimble	Yes
FTR5	Troy Twp. Garage 924 US 224, Nova, OH	District Contract with Kimble	Yes
FTR6	Mifflin Twp. Garage 16 Maine St. Mifflin, OH	District Contract with Kimble	Yes
FTR7	Perrysville Fire Dept. SR 39 Perrysville, OH	District Contract with Kimble	Yes
FTR8	Cinnamon Lake CR 620 Jackson, OH	District Contract with Kimble	Yes
FTR9	Lake Twp. Garage 2499 CR 3374 Loudonville, OH	District Contract with Kimble	Yes
FTR10	Polk Village Sewer Plant W Congress St. Polk, OH	District Contract with Kimble	Yes
FTR11	Sullivan Township 245 Twp. Hwy. 501 Sullivan, OH	District Contract with Kimble	Yes
FTR12	Mohican Twp. Garage 2008 SR 89 Jeromesville, OH	District Contract with Kimble	Yes
FTR13	Rowsburg Community Ctr 199 US 250, Polk, OH	District Contract with Kimble	Yes



## CHAPTER 6. Budget

Ohio Revised Code Section 3734.53(B) requires a solid waste management plan to present a budget. This budget accounts for how the SWMD will obtain money to pay for operating the SWMD programs and how the SWMD will spend that money. For revenue, the solid waste management plan identifies the sources of funding the SWMD will use to implement its approved solid waste management plan. The plan also provides estimates of how much revenue the SWMD expects to receive from each source. For expenses, the solid waste management plan identifies the programs the SWMD intends to fund during the planning period and estimates how much the SWMD will spend on each program. The plan must also demonstrate that planned expenses will be made in accordance with the ten allowable uses that are prescribed in ORC Section 3734.57(G).

Ultimately, the solid waste management plan must demonstrate that the SWMD will have adequate money to implement the approved solid waste management plan. The plan does this by providing annual projections for revenues, expenses, and cash balances.

If projections show that the SWMD will not have enough money to pay for all planned expenses, or if the SWMD has reason to believe that uncertain circumstances could change its future financial position, then the plan must demonstrate how the SWMD will balance its budget. This can be done by increasing revenues, decreasing expenses, or some combination of both.

This Chapter of the solid waste management plan provides an overview of the SWMD's budget. Detailed information about the budget and District budget policies are provided in Appendix O.

### **A. Overview of the District's Budget**

---

During the 2021 reference year, the District's overall revenue was \$658,514. In the first year of the planning period (2025), revenue is projected to be \$490,997. Revenue is projected to decline annually with a projected revenue of \$490k to \$382k throughout the planning period. Current revenue is generated through contract fees/rate and charges through designation, grants, user fees and miscellaneous revenue.

Projected expenditures were developed based on the programmatic needs identified in Appendix H, I, and L. During the first six years of the planning period, annual expenditures range from approximately \$496k to \$478k. Based on projections, the District will have enough incoming revenue along with fund balance revenues to finance the implementation of the programs and initiatives described throughout this Plan Update. The District is projected to begin the planning period in 2025 with a carryover balance of approximately \$1.1 million and end the planning period with a carryover balance of approximately \$1 million.

## **B. Revenue**

---

### **Overview of How Solid Waste Management Districts Earn Revenue**

There are several mechanisms SWMDs can use to raise the revenue necessary to finance their solid waste management plans. Two of the most commonly used mechanisms are tipping fees and generation fees.

Before a SWMD can collect a generation or tipping fee it must first obtain approval from local communities through a ratification process. Ratification allows communities in the SWMD to vote on whether they support levying the proposed fee.

### ***Disposal Fees (See Ohio Revised Code Section 3734.57(B))***

Disposal fees are collected on each ton of solid waste that is disposed at landfills in the levying SWMD. There are three components, or tiers, to the fee. The tiers correspond to where waste came from – in-district, out-of-district, and out-of-state. In-district waste is solid waste generated by counties within the SWMD and disposed at landfills in that SWMD. Out-of-district waste is solid waste generated in Ohio counties that are not part of the SWMD and disposed at landfills in the SWMD. Out-of-state waste is solid waste generated in other states and disposed at landfills in the SWMD.

Ohio's law prescribes the following limits on disposal fees:

- The in-district fee must be at least \$1.00 and no more than \$2.00;
- The out-of-district fee must be at least \$2.00 and no more than \$4.00; and
- The out-of-state fee must be equal to the in-district fee.

### ***Generation Fees (see Ohio Revised Code Section 3734.573)***

Generation Fees are collected on each ton of solid waste that is generated within the levying SWMD and accepted at either a transfer facility or landfill located in Ohio. The fee is collected at the first facility that accepts the SWMD's waste. There are no minimum or maximum limits on the per ton amount for generation fees.

### ***Rates and Charges (see Ohio Revised Code Section 343.08)***

The Board of County Commissioners or Directors can collect money for a SWMD through what are called rates and charges. The Board can require anyone that receives solid waste services from the SWMD to pay for those services.

### **Contracts (see Ohio Revised Code Sections 343.02 and 343.03)**

The Board of County Commissioners can enter into contracts with owners/operators of solid waste facilities or transporters of solid waste to collect generation or disposal fees on behalf of a SWMD.

### **Other Sources of Revenue**

There are a variety of other sources that SWMDs can use to earn revenue. Some of these sources include:

- Revenue from the sale of recyclable materials;
- User fees (such as fees charged to participate in scrap tire and appliance collections);
- County contributions (such as from the general revenue fund or revenues from publicly-operated solid waste facilities (i.e. landfills, transfer facilities));
- Interest earned on cash balances;
- Grants;
- Debt; and
- Bonds.

The following summarizes the actual funding sources for the District:

#### **Disposal Fees**

The District does not have disposal fees.

#### **Generation Fees**

The District does not have a generation fee.

#### **Contract Fees Through Designation**

The District has designated solid waste facilities pursuant to ORC 343.014 and has entered into contracts with designated facilities pursuant to which the District currently receives a Contract Fee for solid waste generated in the District and received at the designated facility. The per ton contract fee in 2021 was \$8.00 for District expenses (Fund# 151).

Appendix P contains a sample of a uniform designation agreement used for all designated facilities. The District shall renegotiate all Designation Agreements as necessary to ensure continued transfer and disposal capacity and funding to implement the Plan.

## **Rates & Charge Contract Fees Through Designation**

Pursuant to ORC 343.08(C), the District has entered into contracts with designated facilities to which the District currently receives a Rate and Charge fee for solid waste generated in the District and received at the designated facility. The per ton Rate and Charge fee in 2021 was \$3.00 for (Fund# 133) for the post closure care of the Ashland County Landfill (ACL).

Appendix P contains a sample of a uniform designation agreement used for all designated facilities. The District shall renegotiate all Designation Agreements as necessary to ensure continued transfer and disposal capacity and funding to conduct the post closure care of the ACL.

## **Other Sources of Revenue**

Other sources of revenue include:

### **a. Grants**

The District received a variety of grants from Ohio EPA and from the Ashland County Health Department from 2022-2023 (\$24,013 and \$72,806). Ohio EPA's grants are competitive and not guaranteed; therefore, the District is not projecting grant revenue during the planning period.

### **b. Farm Tire User Fees**

The District charged a per tire fee for the 2022 Farm Tire Collection event as required by the grant that partially funded the project from Ohio EPA. In 2023, the District will also charge the same fee of \$1.00/acceptable tire for this event. Starting in 2024 through 2029, the District will utilize a scaled price per acceptable tire based on tire type for the Farm Tire Collection.

### **c. Miscellaneous**

Miscellaneous revenue represents miscellaneous sources of revenue such as donations, equipment sale or other sources from 2021 to 2022, miscellaneous revenue ranged from a low of \$11,555 to \$141,611 and was mainly from the sale of equipment from the Ashland County Recycling Center. The District is not projecting any miscellaneous revenue from 2023 through 2039.

## Summary of Revenue

The following table presents the District's total revenue by source for the 2019 reference year and the first six years of the Plan (2025 to 2030).

**Table 6-1. Summary of Revenue**

Year	Contract Fees	Other Revenue			Total Revenue
		Grants	User Fees	Miscellaneous	
<b>Reference Year</b>					
<b>2021</b>	\$517,903	\$0	\$0	\$140,611	\$658,514
<b>Planning Period</b>					
<b>2025</b>	\$476,997	\$0	\$14,000	\$0	\$490,997
<b>2026</b>	\$474,993	\$0	\$14,000	\$0	\$488,993
<b>2027</b>	\$473,558	\$0	\$12,300	\$0	\$485,858
<b>2028</b>	\$472,126	\$0	\$12,300	\$0	\$484,426
<b>2029</b>	\$470,698	\$0	\$12,300	\$0	\$482,998
<b>2030</b>	\$469,839	\$0	\$0	\$0	\$469,839

## C. Expenses

---

### Overview of How Solid Waste Management Districts Spend Money

Ohio's law authorizes SWMDs to spend revenue on 10 specified purposes (often referred to as the 10 allowable uses). All the uses are directly related to managing solid waste or for dealing with the effects of hosting a solid waste facility. The 10 uses are as follows:

1. Preparing, monitoring, and reviewing implementation of a solid waste management plan.
2. Implementing the approved solid waste management plan.
3. Financial assistance to approved boards of health to enforce Ohio's solid waste laws and regulations.
4. Financial assistance to counties for the added costs of hosting a solid waste facility.
5. Sampling public or private wells on properties adjacent to a solid waste facility.
6. Inspecting solid wastes generated outside of Ohio and disposed within the SWMD.
7. Financial assistance to boards of health for enforcing open burning and open dumping laws, and to law enforcement agencies for enforcing anti-littering laws and ordinances.

8. Financial assistance to approved boards of health for operator certification training.
9. Financial assistance to municipal corporations and townships for the added costs of hosting a solid waste facility that is not a landfill.
10. Financial assistance to communities adjacent to and affected by a publicly-owned landfill when those communities are not located within the SWMD or do not host the landfill.

In most cases, most of a SWMD’s budget is used to implement the approved solid waste management plan (allowable use 2). There are many types of expenses that a solid waste management district incurs to implement a solid waste management plan. Examples include:

- Salaries and benefits;
- Purchasing and operating equipment (such as collection vehicles and drop-off containers);
- Operating facilities (such as recycling centers, solid waste transfer facilities, and composting facilities);
- Offering collection programs (such as for yard waste, HHW, and scrap tires);
- Providing outreach and education;
- Providing services (such as curbside recycling services); and
- Paying for community clean-up programs.

**Table 6-2** presents a summary of expenses for the 2021 reference year and for the first six years of the planning period (2025 to 2030) broken into specific expense categories.

**Table 6-2. Summary of Expenses**

Expense Category	Year						
	Reference	Planning Period					
	2021	2025	2026	2027	2028	2029	2030
Plan Preparation/ Monitoring	\$44,750	\$0	\$0	\$0	\$0	\$0	\$0
Direct Admin.	\$30,395	\$80,649	\$82,197	\$83,776	\$85,387	\$87,030	\$87,030
Recycling Drop-Off Program	\$74,890	\$161,802	\$163,420	\$165,054	\$166,705	\$168,372	\$168,372
Special Collections	\$45,008	\$107,306	\$108,941	\$110,602	\$112,292	\$114,010	\$82,283
Education/ Awareness	\$21,816	\$42,193	\$42,797	\$43,413	\$44,041	\$44,682	\$36,282

Expense Category	Year						
	Reference	Planning Period					
	2021	2025	2026	2027	2028	2029	2030
Health Department Financial Assistance	\$12,500	\$5,000	\$5,000	\$5,000	\$5,000	\$5,000	\$5,000
Landfill Post Closure	\$77,580	\$100,000	\$100,000	\$100,000	\$100,000	\$100,000	\$100,000
MRF Operation	\$63,592	\$0	\$0	\$0	\$0	\$0	\$0
<b>Total Expenses</b>	<b>\$370,532</b>	<b>\$496,950</b>	<b>\$502,355</b>	<b>\$507,846</b>	<b>\$513,425</b>	<b>\$519,094</b>	<b>\$478,967</b>

Source(s) of information: Plan Table O-7.

Expense categories in **Table 6-2** include the following:

### ***Plan Preparation and Monitoring***

**Plan Preparation** – The District prepares its own Plan Update and is not reliant on a consultant as was the case for the last Plan Update. Therefore, no expenses are presented for this line item throughout the Planning Period. The cost of plan preparation is covered under District administration.

**Plan Monitoring** – The 2021 and 2022 budget included actual expenses related to the District consultant for plan implementation, plan monitoring and ADR preparation. Starting in mid-2022, the District terminated its consulting contract and relies on its District Coordinator for all plan implementation and monitoring expenses. The cost of plan implementation and monitoring is covered under District administration.

The District does not incur any expenses related to the ADR as any surveying conducted is done electronically.

### ***Plan Implementation***

#### **District Administration**

**Personnel** – Budget includes expenditures for the District Coordinator's salary. Expenditures are projected to increase 2.0% annually based on historic trends and District practices. This line item also included plan implementation tasks, technical assistance and other activities as indicated in Appendix I implementation schedule. The District did increase the District's Coordinator's salary by 3% from 2022 to

2023 and 4% for 2023 to 2024. This is in part because of the higher inflation in the economy during this time period.

**Office Overhead** – Budget includes expenditures for OPERS, workers' compensation and Medicare. Since the District Coordinator is part-time, no medical or life insurance expenses are incurred. Expenditures are projected to increase by 2% to 2030 and then remain constant to the end of the planning period.

**Other** – Budget includes expenditures for travel, memberships, supplies and miscellaneous expenses. The budget remains constant throughout the planning period.

**Landfill Post-Closure Care** – Budget includes the expenditures necessary to cover the required post-closure care of the Ashland County Landfill. These expenses include consulting, supplies, laboratory analysis, quarterly reports, annual reports and any special projects related to compliance and post-closure care. This expense is projected to end in 2030 but is contingent on Ohio EPA releasing the District from the post-closure care requirements. The dollar amount budgeted is based on historical expenditures that have remained consistent throughout the years.

### **Recycling Collection**

**Drop-off** – Expenses related to the private contract to operate the District's recycling drop-off program. This expenditure is projected to increase by 1% to 2029 and then remain constant to the end of the planning period.

The District is budgeting expenses in 2031 and 2032 for potential upgrades, repairs or replacements to the recycle containers owned by the District. The District will own 56 recycle containers by the end of the first contract (2026). Each recycle container is 8 cubic yards in size and is designed for front load packer truck service. The expense could be for repairs to existing containers and or to replace containers. The containers would be in service for 10 years by 2031 and are expected to need attention and upgrades by this time frame. The District budgeted \$500 per recycle container for repairs/replacement and divided the number of containers repaired or replaced for 2031 at 28 containers and for 2032 at 28 containers. Actual repair and or replacement costs will be evaluated for the next plan update.

The District will also conduct spot painting of the containers for minor rust and wear and tear from 2023 to throughout the planning period.

### **Special Collections**

**Tire Collection** – The cost of operating the scrap tire voucher program and contractor costs from the District's tire processing partners. The District pays a fee



per tire for every acceptable tire used in the voucher program. The cost per tire depends on the size of tire and which partner the tire was delivered. In addition, the District pays for illegally dumped tires collected by communities in the District on a case by case basis. Costs are projected to increase annually at a rate of 1% from 2024 to 2029 then remain constant throughout the rest of the planning period.

**HHW Collection** –The cost of operating the District’s county-wide household hazardous waste collection program. The District has a contract with an HHW contractor through 2024 with the option to renew for an additional two years to 2026. Depending on the initiation of the optional years, the District may send out another request for proposals (RFP) for HHW services in either 2024 or 2026. Costs are projected to increase annually by 2% from 2024 – 2029 then remain constant for the rest of the planning period.

**Electronics Collection** – The cost of operating the District’s county-wide electronic waste and TV collection program. The District has a contract with an R-2 Certified electronic waste contractor through 2022 with the option to renew for an additional three years to 2025. Depending on the initiation of the optional years, the District will send out another request for proposals (RFP) for electronic waste services in either 2023, 2024 or 2025. Costs are projected to increase annually by 2% from 2024 – 2029 then remain constant for the rest of the planning period.

**Freon Appliance Voucher Program** – The cost of operating the freon containing appliance voucher program and contractor costs from the District’s freon appliance processing partners. The District pays a fee per freon containing appliance for every acceptable freon containing appliance used in the voucher program. The cost per freon containing appliance is based on a memorandum of understanding and which partner the freon containing appliance was delivered. Costs are projected to increase annually by 1% from 2024 – 2029 then remain constant for the rest of the planning period.

**Other Collection Drives (Farm Tire)** - The cost of operating the District’s county-wide farm tire collection program. The District has a contract with a tire recycler through 2023. For 2024 through 2030, the District will either renew the existing contract or prepare a new RFP for farm tire collection and processing services. The District applied for a grant from Ohio EPA for the 2022 farm tire event and was awarded the funds. The District also applied for funds for the 2023 farm tire event and was also awarded the funding. For 2024 – 2029, the District projects a declining cost per year for the event based on anticipated tires accepted. The District will reevaluate continuing this program after 2029 based on how the collections went from 2023-2029 in the next plan update process which begins in 2029.

## Education/Awareness

**Education Staff** – The District has a contract that is renewed each year with an environmental educator to conduct school presentations, tours, fair booth development and contests. Costs are projected to increase annually by 2% from 2024 – 2029 then remain constant for the rest of the planning period.

**Advertisement/Promotion** – The District historically budgets \$3,000 to \$5,000 annually to conduct newspaper advertisements for the special collection events (HHW and Electronics/TVs). Starting in 2024, the District will continue the advertisements listed above as well as an annual mailer to all households in the county that summarizes the programs and events occurring for the calendar year. This special mailing will occur from 2024 – 2029 and then be reevaluated in the next plan update for 2030 and beyond.

**General Market Development Activities** - The District applied for a Community Development grant from Ohio EPA in 2022 for implementation from July 1, 2022 to June 30, 2023. The grant was a combination grant for conducting an education campaign and a farm tire event. Expenses and revenue from this grant traversed the 2022 and 2023 calendar years as depicted in the Plan Update budget. The District also applied for a Community Development grant in 2023 for another Farm Tire Collection with revenue and expenses occurring in 2023 only. This grant was awarded to the District and is included in this Plan Update. Future grant applications are not projected as these grants are very competitive and may not be awarded.

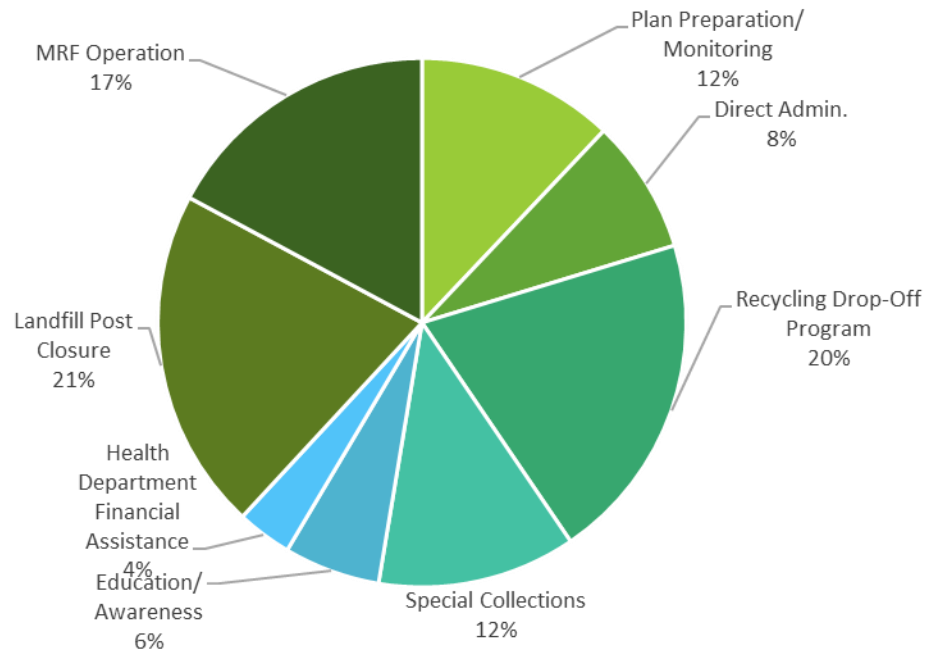
## Other

This line item includes expenses related to general plan implementation. The District budgets for other expenses in support of contract services and or general plan implementation. For 2025, the District projects \$3,700 and continues this flat expense throughout the planning period.

**Health Department Enforcement** - In 2021, funding was provided to the Ohio EPA-approved Ashland County Health Department for a total of \$12,500 for solid waste enforcement. This included additional funding to operate the scrap tire voucher program in 2021. Beginning in 2022, the District took over the management of the scrap tire voucher program. A total of \$5,000/year is projected to fund solid waste enforcement by the Ashland County Health Department throughout the planning period.

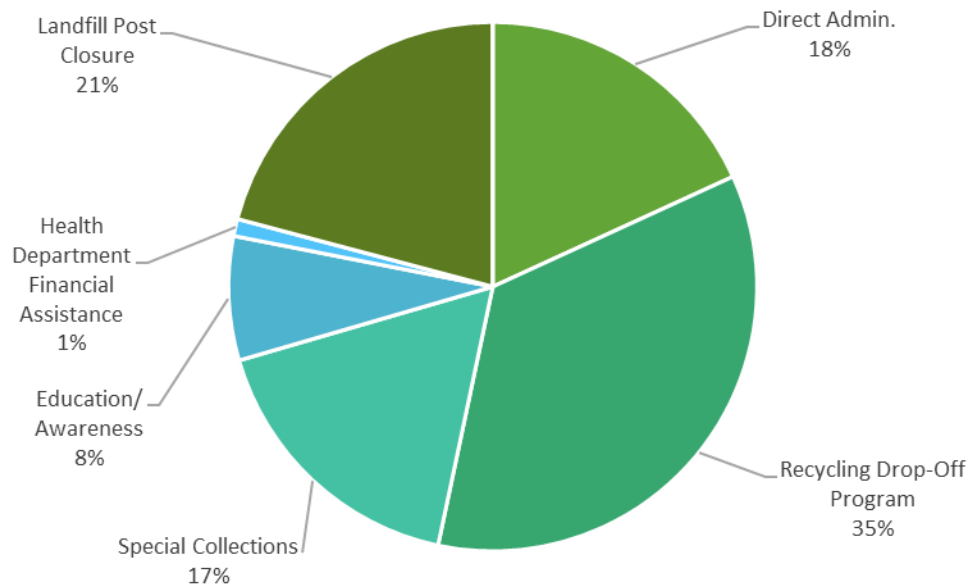
The following figure presents the distribution of expenses by category for the 2021 reference year. The top three expenditure categories include Landfill Post Closure Care (21%). Recycling Drop-Off Program (20%) and MRF operation (17%).

**2021 Distribution of Expenses by Category**



Throughout the first six years of the planning period, the distribution of expenses among categories remains nearly the same. In 2030, the sixth year of the planning period, the top three expense categories include Recycling Collection (35%), Landfill Post Closure Care (21%) and District Administration (18%).

**2030 Distribution of Expenses by Category**



## D. Budget Summary

---

**Table 6-3** presents a summary of the budget for the 2021 reference year and the first six years of the planning period (2025 to 2030). The summary includes revenue, expenditures, net balance, and year-end fund balance. Revenue remains consistent at 1.8 to 1.9 million; expenses fluctuate from \$1.8 to \$1.9 million annually. The District's ending balance during the first six years of the planning period ranges from a low of \$2.5 million in 2029 to a high of \$2.8 Million in 2019. Funding should be available to operate the programs outlined throughout this Plan.

**Table 6-3. Budget Summary**

Year	Revenue	Expenses	Net Difference	Ending Balance
<b><i>Reference Year</i></b>				
<b>2021</b>	\$658,514	\$378,096	\$280,418	\$1,079,613
<b><i>Planning Period</i></b>				
<b>2025</b>	\$490,997	\$500,650	(\$9,653)	\$1,196,973
<b>2026</b>	\$488,993	\$506,055	(\$17,061)	\$1,179,912
<b>2027</b>	\$485,858	\$511,546	(\$25,688)	\$1,154,224
<b>2028</b>	\$484,426	\$517,125	(\$32,699)	\$1,121,525
<b>2029</b>	\$482,998	\$522,794	(\$39,796)	\$1,081,730
<b>2030</b>	\$469,839	\$482,667	(\$12,828)	\$1,068,902



## **APPENDIX A**

REFERENCE YEAR, PLANNING PERIOD,  
GOAL STATEMENT, MATERIAL CHANGE  
IN CIRCUMSTANCES, EXPLANATIONS  
OF DIFFERENCES IN DATA



## **APPENDIX A. Reference Year, Planning Period, Goal Statement, Material Change in Circumstances, Explanations of Differences in Data**

### **A. Reference Year**

The reference year for this Solid Waste Management Plan is: **2021**

### **B. Planning Period (first and last years)**

The planning period for this Solid Waste Management Plan is: **2025 to 2039**

### **C. Goal Statement**

The SWMD will achieve the following Goal(s): **Goal 1**

### **D. Material Change in Circumstances/Contingencies**

The Ashland County Board of County Commissioners, acting as the Solid Waste Management District's Board of Directors, may determine at any time that "...circumstances have materially changed from those addressed in the approved initial or amended Plan of the District..." [ORC Section 3734.56(D)]. To make this determination, the Board shall consider the following criteria as valid reason(s) for the submittal of an amended Plan:

1. Significant change(s) in waste generation, including the increase or decrease of industrial waste generation, commercial waste generation, and/or residential waste generation.

The primary factor toward determination of a "significant change" is a waste generation variance of +/- of 10% from projected levels listed in this Plan, if this variance adversely affects Plan implementation. This could include the loss of significant levels of revenues, due to a decrease in solid waste disposal, causing a shortfall in District revenues that may alter or affect Plan implementation. This also could include the District running a negative balance for two consecutive years.

2. Significant change in the availability of capacity, causing a capacity shortfall prior to the next planned five-year update of the District Plan.

The primary factor toward determination of a "significant change" could include the solid waste disposal and recycling capacity available is limited to three years or less, and the itemized contingencies are not deemed suitable for the situation.

3. Significant change regarding waste reduction and/or recycling strategies, limiting the ability of the District to honor the reduction goals itemized in the State Plan.

One factor that could determine a “significant change” is a 10 percent (or greater) reduction in the Per Capita Waste Reduction Rate (PCWR), as calculated in the District’s Annual District Report (ADR) submitted each June to Ohio EPA. Additionally, another factor that could determine a “significant change” is a change in, or loss of, recycling programs that results in a 10 percent (or greater) reduction in the population that has access to recycling opportunities.

4. Significant change in the availability of revenues for Plan implementation.

The primary factor toward determination of a “significant change” is a 10 percent (or greater) reduction in received revenues from the annual projected revenues of this Plan, should this reduction adversely affect Plan implementation, or in the event that it is determined that contingencies available in the future do not adequately suffice when the reduction in revenues is greater than 10 percent. These factors will be reviewed each year at a minimum upon preparation of the Annual District Report.

5. Significant change in the procedures to be followed for Plan implementation.

The primary factor toward determination of a “significant change” shall be the adverse significant variance from planned procedures for Plan implementation as stated by the Policy Committee, through a formal vote presented to the Board of County Commissioners.

6. Significant change in the timetable for implementation of programs and/or activities.

The primary factor toward determination of a “significant change” shall be the adverse significant variance from the planned implementation timetable as stated by the Policy Committee, through a formal vote presented to the Board of County Commissioners.

The Solid Waste Management District Office will monitor possible significant changes which could cause a material change in circumstances. In many instances, this monitoring will be ongoing and continuous as many of the items listed as possible causes of a significant change can occur at any time during the year and would need to be addressed as quickly as possible. The Annual Ohio Facility Data Report (or other information available from Ohio EPA) will be used to analyze remaining capacity at facilities used by the District on an annual basis.

The District Board of County Commissioners will determine if a material change in circumstance has occurred once all other management, budgeting and programmatic adjustments have been made to avert a material change in circumstances. Only at this point will a material change in circumstances decision be made by the Board of County Commissioners. The Board of County Commissioners may determine that a material change in circumstances has not occurred even if some of the trigger points listed in this policy have occurred. The final decision as to whether a material change in circumstances will be made after considering all factors.

Within 60 days of determining that there may be a significant change in circumstances the Solid Waste District Office shall present the information to the Board of County Commissioners as Directors of the Solid Waste District to review the Plan. In addition, the Policy Committee may present information to the Board of Directors concerning possible significant changes that might require a Plan update or revision.

The Committee will consider any such information and will, by formal vote, forward conclusions and recommendations to the Board of Directors for final determination. The Board of Directors will review all information and recommendations and will take final action if they determine a significant change has occurred, and will direct the Policy Committee to proceed within 180 days with a Plan amendment or revision according to the required statutory procedures.

**E. Explanations of differences between data previously reported and data used in the solid waste management plan.**

**1. Differences in quantities of materials recovered between the annual district report and the solid waste management plan.**

There were no data differences in the 2021 ADR versus what was used in this Plan Update.

**2. Differences in financial information reported in quarterly fee reports and the financial data used in the solid waste management plan.**

The District adjusted its revenue and expenses for 2021 to include the contract fee through designation revenue and expenses related to the post closure care of the Ashland County Landfill. These changes were conducted prior to this Plan Update being submitted to Ohio EPA so there should be no differences in the revenue and expenses in the revised fee reports.





## **APPENDIX B**

# RECYCLING INFRASTRUCTURE INVENTORY



**APPENDIX B. Recycling Infrastructure Inventory**

This Appendix provides a review of the recycling infrastructure available in the 2021 reference year, which includes curbside recycling programs, drop-off recycling sites and other opportunities to recycle, collection service providers, and compost facilities/activities.

**A. Inventory of Residential Recycling Infrastructure Available in the Reference Year**

**Table B-1a and B1b. Inventory of Curbside Recycling Services Available in the Reference Year**

County	ID #	Name of Curbside Service	Type of Curbside		How Service is Provided	Pick-Up	Materials Collected <sup>(1)</sup>	Type of Collection	PAYT	Tons
			NS	S					✓	
Ashland	NSC1	City of Ashland	✓		City Sanitation Dept.	Weekly	N, Mg, B, Mp, Cc, Ac, Sc, #1-#2 PI, Ph	Dual stream, manual		612
Ashland	NSC2	Village of Loudonville	✓		Contract between Village and Rumpke	Weekly	PI, GI, Ac, Sc, Cc, Op, Mp, N, Mg, B, As	Single stream, manual		210
<b>Totals</b>										<b>822</b>

<sup>1</sup> Mg = Magazines, Mp = Mixed Paper, N = Newspaper, Cc = Corrugated Cardboard, As = Aseptic Containers, GI = Glass Bottles, PI = Plastic Bottles and Jugs, Ac = Aluminum Cans, Sc = Steel Cans, Ph = Phone Books, NS = Non-Subscription, S = Subscription, PAYT = Pay-As-You-Throw

Both curbside recycling programs listed above are expected to continue throughout the planning period.

The following table summarizes the number of curbside recycling programs and the tons recycled by the programs:

**Total Number of Curbside Programs and Total Quantity**

County	Total # of Non-Subscription Curbside Programs	Total # of Subscription Curbside Programs	Total Tons from all Curbside Programs
Ashland	2	0	822

In 2021, there were two non-subscription curbside recycling programs operated in the City of Ashland and the Village of Loudonville. A total of 822 tons of curbside

recycling was collected from two curbside recycling programs in the District during 2021.

## City of Ashland Curbside Program Description

The City provides trash and recycling curbside services to all residents in the City each week. The curbside recycling program accepts the following materials:

- Newspaper – Put in paper bags or tie in bundles, ad slicks can stay in newspapers.
- Magazines – Same as newspaper.
- Books (soft & hard back) – Same as newspaper.
- Misc. Paper/shredded paper – Put in paper or plastic grocery bags or clear or blue trash bags.
- Non-corrugated cardboard/boxboard/cereal boxes/Christmas clothing boxes/12 – 24 pack beverage containers – Flatten and tie in bundles or flatten and put inside other same type cardboard containers.
- Corrugated cardboard – Flatten and tie in bundles or flatten and put inside other same type cardboard containers.
- Aluminum/steel/tin cans & plastic containers may all go in the same bag.
- Rinse out food cans & drain, cans may be crushed to save space but not necessary.
- Aerosol cans may be included if empty.
- Milk jugs, water jugs, detergent, bleach & fabric softener bottles, 5 gal. buckets, with recycling code #2 on the bottom, and soda & water bottles with recycling code #1 on bottom.
- Plastic grocery bags/shrink & stretch film – No garbage or trash bags, no glossy finish bags – flat finish-see through type only. Bag & tie.

ASHLAND  
**Recycles  
RIGHT**



**How can you help?**  
Recycling your waste materials properly not only helps the environment, but also maximizes your city tax dollars. Here are the City of Ashland's recycling guidelines:

---

**Acceptable Materials**  
Items the City of Ashland accepts and how to prepare them:

PLEASE SEPARATE DIFFERENT CATEGORIES OF ITEMS

**NEWSPAPER**  
Place in paper bags or tie in bundles, ad slicks can stay in newspapers

**MAGAZINES/BOOKS**  
Place in paper bags or tie in bundles

**OFFICE PAPER/MAIL**  
Place in paper bags or tie in bundles

**SHREDDED PAPER**  
Place in paper or plastic grocery bags or clear or blue trash bags

**NON-CORRUGATED CARDBOARD/BOXES**  
Flatten and tie in bundles or flatten and place inside other same-type cardboard containers

**ALUMINUM/STEEL/TIN CANS & PLASTIC**  
Place these items in a clear, see-through bag and tie

- Rinse out food cans and drain
- Aerosol cans may be included if empty
- Only **#1** and **#2** plastics are accepted
- Milk jugs, water jugs, detergent, bleach and fabric softener bottles, 5 gal. buckets with code **#2** on the bottom, soda and water bottles with code **#1** on the bottom are all accepted. Labels and rings do not need to be removed
- Some plastic containers do not have a # on the bottom, **these are recyclable**

**GLASS DROP-OFF**  
The City of Ashland does not pick up curbside glass items; however, glass items can be dropped off at 1674 Cleveland Avenue

- All colors of glass jars and bottles are accepted
- All food containers must be rinsed; labels do not need to be removed
- Caps and lids are to be removed and recycled in appropriate containers
- Light bulbs, mirror glass, window glass, ceramic, crystal, drinking jars, and drinking glasses cannot be recycled at this time

**Common Contaminants**  
Contaminants that should NOT be included with your recycling:

TRASH	FOOD
	
USED PAPER TOWELS, PLATES, TOILET PAPER	USED DIAPERS, FECES, FEMININE PRODUCTS
	
STYROFOAM	PLASTIC BAGS, BUBBLE WRAP
	
<b>UNWANTED PLASTICS</b> #3, #4, #5, #6, #7 plastic: cottage cheese, yogurt, plastic pie containers, oil containers, plastic film, and others	


Your actions make a difference!


- Glass - the City does not do curbside pickup for glass but, glass recycling is now available at a drop off area at 1674 Cleveland Ave. The City accepts all colors glass jars and bottles, clear, green, brown, blue. Glass food containers and beer and wine bottles are also accepted.

**Village of Loudonville Curbside Program Description**

The Village provides trash and recycling curbside services to all residents in the City each week under a contract with Rumpke. The curbside recycling program operates under the following criteria:

- Weekly collection of recyclables
- Acceptance of the following materials: aluminum cans and articles, bi-metal cans, glass containers, plastic beverage containers, computer printout paper, computer tab cards, office paper, steel cans, newspaper print and corrugate cardboard

**Table B-2a-c. Inventory of Drop-off Sites Available in the Reference Year**

ID#	Name of Site	City/ Township	Urban		Rural		How Service is Provided	Open to Public	Materials Accepted (1)	Access Credit	Tons Collected
			FT	PT	FT	PT					
FTU1	Buehler's Market 1055 Sugarbush Dr. Ashland, OH	Ashland	✓				District Contract with Kimble	24/7	N, Mg, B, Mp, Cc, Al, Sc, #1-#2 Pl, Ph, PC	No	N/A
FTU2	Ashland County Maintenance Facility 1270 Middle Rousburg Rd. Ashland, OH	Ashland	✓				District Contract with Kimble	24/7	N, Mg, B, Mp, Cc, Al, Sc, #1-#2 Pl, Ph, PC	No	N/A
FTR1	Orange Twp. Garage 930 CR 801 Ashland, OH	Orange Twp			✓		District Contract with Kimble	24/7	N, Mg, B, Mp, Cc, Al, Sc, #1-#2 Pl, Ph, PC	Yes	N/A
FTR2	Ashland Co.-West Holmes Career Ctr. (Vermillion Twp.) 1763 SR 60 S Ashland, OH	Vermilion Twp			✓		District Contract with Kimble	24/7	N, Mg, B, Mp, Cc, Al, Sc, #1-#2 Pl, Ph, PC,	Yes	N/A
FTR3	Village of Loudonville Wally Road, Loudonville, OH	Hanover Twp			✓		District Contract with Kimble	24/7	N, Mg, B, Mp, Cc, Al, Sc, #1-#2 Pl, Ph, PC	No	N/A
FTR4	Savannah Village Ball Park 56 Bailey St, Savannah, OH	Clear Creek Twp			✓		District Contract with Kimble	24/7	N, Mg, B, Mp, Cc, Al, Sc, #1-#2 Pl, Ph, PC,	Yes	N/A
FTR5	Troy Twp. Garage 924 US 224, Nova, OH	Troy Twp			✓		District Contract with Kimble	24/7	N, Mg, B, Mp, Cc, Al, Sc, #1-#2 Pl, Ph, PC	Yes	N/A

ID#	Name of Site	City/ Township	Urban		Rural		How Service is Provided	Open to Public	Materials Accepted (1)	Access Credit	Tons Collected
			FT	PT	FT	PT					
FTR6	Mifflin Twp. Garage 16 Maine St. Mifflin, OH	Mifflin Twp			✓		District Contract with Kimble	24/7	N, Mg, B, Mp, Cc, Al, Sc, #1-#2 Pl, Ph, PC,	Yes	N/A
FTR7	Perrysville Fire Dept. SR 39 Perrysville, OH	Green Twp			✓		District Contract with Kimble	24/7	N, Mg, B, Mp, Cc, Al, Sc, #1-#2 Pl, Ph, PC	Yes	N/A
FTR8	Cinnamon Lake CR 620 Jackson, OH	Jackson Twp			✓		District Contract with Kimble	24/7	N, Mg, B, Mp, Cc, Al, Sc, #1-#2 Pl, Ph, PC,	Yes	N/A
FTR9	Lake Twp. Garage 2499 CR 3374 Loudonville, OH	Lake Twp			✓		District Contract with Kimble	24/7	N, Mg, B, Mp, Cc, Al, Sc, #1-#2 Pl, Ph, PC	Yes	N/A
FTR10	Polk Village Sewer Plant W Congress St. Polk, OH	Jackson Twp			✓		District Contract with Kimble	24/7	N, Mg, B, Mp, Cc, Al, Sc, #1-#2 Pl, Ph, PC,	Yes	N/A
FTR11	Sullivan Township 245 Twp. Hwy. 501 Sullivan, OH	Sullivan Twp			✓		District Contract with Kimble	24/7	N, Mg, B, Mp, Cc, Al, Sc, #1-#2 Pl, Ph, PC	Yes	N/A
FTR12	Mohican Twp. Garage 2008 SR 89 Jeromesville, OH	Mohican Twp			✓		District Contract with Kimble	24/7	N, Mg, B, Mp, Cc, Al, Sc, #1-#2 Pl, Ph, PC,	Yes	N/A
FTR13	Rowsburg Community Ctr 199 US 250, Polk, OH	Perry Twp			✓		District Contract with Kimble	24/7	N, Mg, B, Mp, Cc, Al, Sc, #1-#2 Pl, Ph, PC	Yes	N/A

<sup>1</sup> Mg = Magazines, Mp = Mixed Paper, N = Newspaper, Cc = Corrugated Cardboard, As = Aseptic Containers, Gl = Glass Bottles, Pl = Plastic Bottles and Jugs, Al = Aluminum Cans, Sc = Steel Cans, Ph = Phone Books, EW = Electronic Waste, FM = Ferrous Metal, NFM = Non-Ferrous Metal, WG = White Goods/Appliances, O = Other, B = Books, BR = Batteries (Rechargeable), F = Furniture, FT = Full-Time, PT = Part-Time, DNR = Did Not Report

The 15 recycling drop-off sites listed above are expected to continue throughout the planning period. In 2021, the drop-off sites collected 337 tons of single stream recyclables. The following table summarizes the number of drop-offs and the total tons recycled:

**Total Number of Drop-offs by Type and Total Quantity Collected**

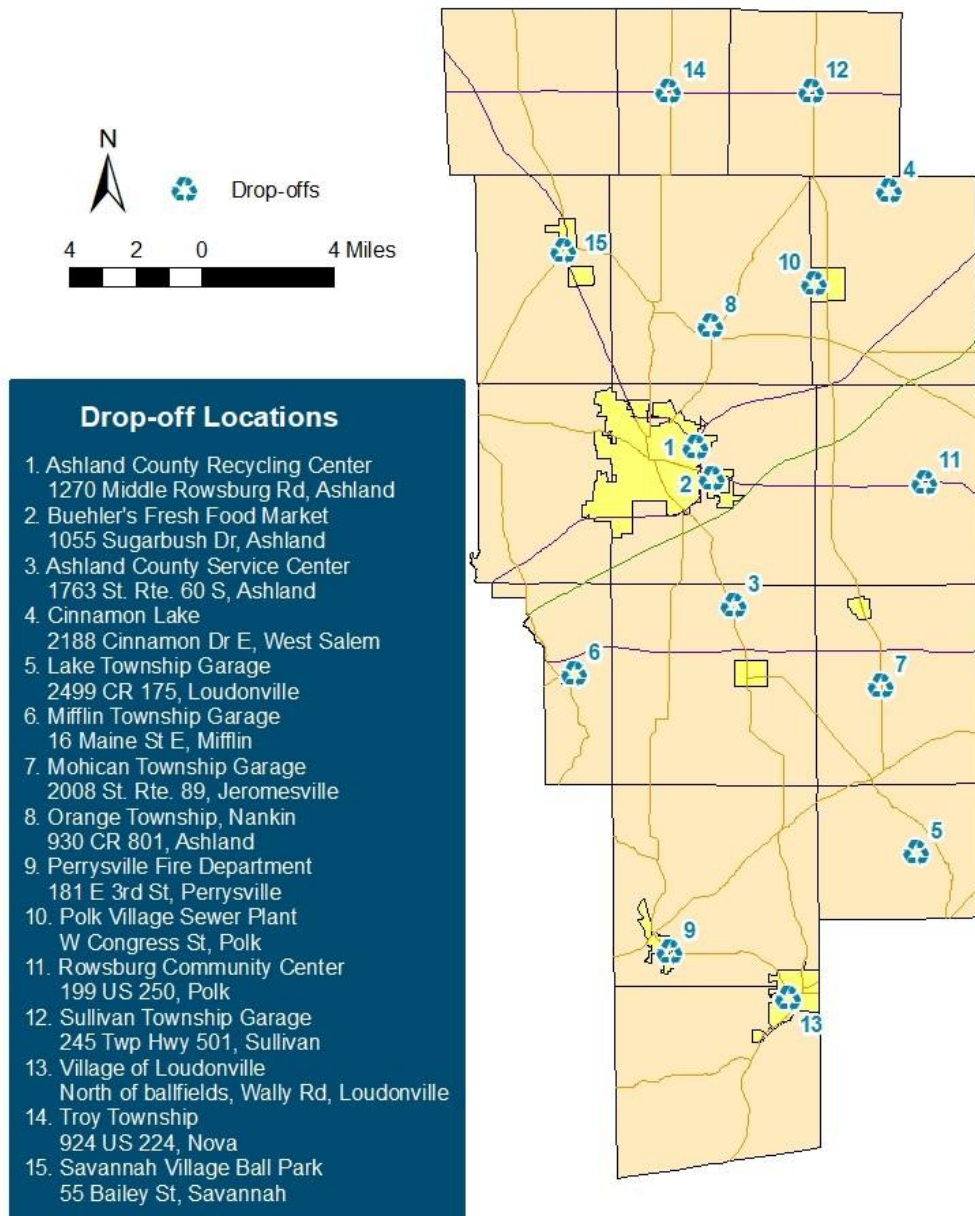
County	Total # of FT, Urban	Total # of PT, Urban	Total # of FT, Rural	Total # of PT, Rural	Total # of "Other"	Tons of Materials Collected
Ashland	2	0	13	0	0	337

FT = Full-Time, PT = Part-Time

The District developed the new recycling drop-off program in June of 2021. The tons collected in 2021 only included the operation of the recycling drop-off program from June – December of 2021. Prior to June of 2021, the recycling drop-off program was suspended. Materials collected from drop-offs are delivered to the District’s contractor, Kimble, for sorting and processing.

The following map depicts the location of each site:

### Ashland County SWMD Recycling Drop-offs



The District provides and services 2 full-time urban drop-offs and 13 full-time rural drop-offs, for a total of 15 sites. All recycling drop-off sites are available to the general public and businesses 24 hours each day and 7 days a week. One of the drop-offs, FTR1, is located in a private gated community but is available to the general public and businesses.

Each container in the recycling drop-off system is labeled with either a plastic bottles & jugs, glass bottles & jars and metal cans only sign or a cardboard and paper sign as depicted below:

**Ashland County Recycling**  
Partnered with **KIMBLE** | [www.ashlandcounty.org/recycling](http://www.ashlandcounty.org/recycling)

**Plastic Bottles & Jugs, Glass Bottles & Jars and Metal Cans ONLY**

**CLEAN, DRY & EMPTY MATERIAL ONLY**  
**NO DUMPING**

**ITEMS NOT ACCEPTED**

NO PLASTIC BAGS	NO GLASSWARE	NO STYROFOAM
NO GARBAGE	NO LIGHT BULBS	NO MATTRESSES
NO FOOD OR LIQUIDS	NO MIRRORS	NO CHRISTMAS LIGHTS
NO HOSES/WIRES/CHAINS	NO WINDOWS	NO YARD WASTE
NO CLOTHING	NO CONSTRUCTION MATERIAL	NO APPLIANCES
NO ELECTRONICS	NO TIRES	NO CAR SEATS
NO CARPET	NO FURNITURE	NO GRILLS

# Ashland County Recycling

Partnered with  | [www.ashlandcounty.org/recycling](http://www.ashlandcounty.org/recycling)

## Cardboard and Paper ONLY



**CLEAN, DRY & EMPTY  
MATERIAL ONLY**

---

**NO DUMPING**

ITEMS NOT ACCEPTED

NO PLASTIC BAGS	NO GLASSWARE	NO STYROFOAM
NO GARBAGE	NO LIGHT BULBS	NO MATTRESSES
NO FOOD OR LIQUIDS	NO MIRRORS	NO CHRISTMAS LIGHTS
NO HOSES/WIRES/CHAINS	NO WINDOWS	NO YARD WASTE
NO CLOTHING	NO CONSTRUCTION MATERIAL	NO APPLIANCES
NO ELECTRONICS	NO TIRES	NO CAR SEATS
NO CARPET	NO FURNITURE	NO GRILLS

In addition to the main sign on each recycle drop-off container, the following sign is included on each sliding door to remind participants to not place plastic bags in the containers:





A detailed list of acceptable and non-acceptable materials for the recycling drop-off program may be accessed through the following web link:

[https://www.ashlandcountyoh.us/upload/recycling\\_drop-off\\_detailed\\_materials\\_list.pdf](https://www.ashlandcountyoh.us/upload/recycling_drop-off_detailed_materials_list.pdf)

The following pictures depict the new recycling drop-off program from various locations:



The District also provides a detailed list of companies and entities in the region that accept a variety of materials for recycling. This list may be accessed through the following web link:

<https://www.ashlandcountyoh.us/county-services/solid-waste-district>

**Table B-3. Mixed Municipal Solid Waste Material Recovery Facility**

Name of Facility	Communities Served	Types of Materials Recovered <sup>(1)</sup>	Tons of Materials Recovered	Waste Processed	Total Waste	Recovery Rate in 2021
None	None	None	0	0	0	0

**Table B-4. Inventory of Curbside Recycling and Trash Collection Service Providers in the Reference Year**

Name of Provider	Trash Collection Service				Recycling Collection Service		
	PAYT	RES	COM	IND	RES	COM	IND
Ashland University Facilities Mgmt.*			✓			✓	
City of Ashland Sanitation Dept.		✓	✓		✓	✓	✓
Countryside Trash Removal		✓					
Diamond Pallets						✓	✓
District Recycling Drop-Off Program					✓	✓	✓
DR Services						✓	
Gateway						✓	✓
Guys Tires						✓	
Heritage Crystal Kleen						✓	✓
Kurtz Rolloffs			✓	✓			
Medina Recycling						✓	
Metal Conversions							✓
Milliron Recycling					✓	✓	✓
Monn's Trash Removal		✓	✓	✓			
Ohio Batteries						✓	✓
Omni Source					✓	✓	✓
PCS Metals						✓	✓
Pinnacle						✓	
Quincy							✓
R&R Pallets						✓	✓
River Valley					✓	✓	✓
Recycle-It						✓	✓
Republic Services		✓	✓				
Royal Oak Recycling					✓	✓	✓
Rumpke		✓	✓		✓	✓	✓
SafetyKleen							✓
Trash Masters		✓	✓	✓			
Waste Management			✓				

PAYT = Pay-As-You-Throw, RES = Residential, COM = Commercial, IND = Industrial

**Note:** Ashland University Facilities Management collects solid waste and recyclables from the Ashland University campus only.

The list of haulers was obtained through surveys.

### Other Opportunities to Recycle

The District recognized that after the closing of the Ashland County Recycling Center, other opportunities for recycling needed to be communicated to residents and businesses in the District. The District created a new document, which is located on the District’s web site at:

[www.ashlandcountyoh.us/upload/7-7-2022\\_ashland\\_resource\\_guide.pdf](http://www.ashlandcountyoh.us/upload/7-7-2022_ashland_resource_guide.pdf)

The document contains local and regional entities that accept a variety of materials for recycling. There is also a list of disposal facilities in the region as well.

**Table B-5 and B-6. Inventory of Composting/Yard Waste/Food Waste Management Activities Available in the Reference Year**

ID#	Facility or Activity Name	Class	Open to Public	Location	Tons Received from the SWMD	
					Food Waste	Yard Waste
<b>Compost Facilities</b>						
YW1	Paradise Composting	III	✓	4300 Mechanicsburg Road Wooster, Ohio	0	184
YW2	Zollinger Sand & Gravel Co	IV	✓	11687 Wadsworth Road Rittman, Ohio	0	7
YW3	Willo'dell Yard Waste	IV	✓	1398 US Rte. 42 Ashland, OH	0	564
YW4	Park Enterprise Construction Co	IV	✓	560 Barks Road West Marion, Ohio	0	752
YW5	Hauler and Walmart Food Waste Data	N/A	N/A	N/A	131	
<b>Total</b>					<b>131</b>	<b>1,507</b>
<b>Community Yard Waste Collection Programs</b>						
YW6	City of Ashland Yard Waste and Leaf Collection					0
<b>Total</b>					<b>0</b>	<b>0</b>
<b>Mulching Operations</b>						

ID#	Facility or Activity Name	Class	Open to Public	Location	Tons Received from the SWMD	
					Food Waste	Yard Waste
	None					
<b>Total</b>					<b>0</b>	<b>0</b>
<b>Land Application</b>						
	None					
<b>Total</b>					<b>0</b>	<b>0</b>
<b>Anaerobic Digestion</b>						
	None					
<b>Total</b>					<b>0</b>	<b>0</b>

**Total Number of Composting/Yard Waste Management Activities by Type and Total Quantity Managed**

Number of Each Type of Facility/Program					Quantities (tons)		
Compost Facilities	Community Collection Programs	Mulching Operations	Land Applications	Anaerobic Digestion	Food Waste	Yard Waste	Total Quantity of Materials
5	1	0	0	0	130.9	1,507.1	1,638

There were 4 registered compost facilities in Ohio that managed food waste and yard waste generated in the District. Table B-5b identifies 5 compost facilities; the additional compost facility listed in this summary table reflects materials that were diverted by haulers and Wal-Mart (YW5).

A total of 1,638 tons of organics were diverted from landfills in 2021 through a combination of registered compost facilities, organics haulers, and community collection programs.

**Table B-7. Inventory of Material Handling Facilities in the Reference Year**

Facility Names	County	State	Type of Facility	Weight of Material Accepted from District
Accurate IT	Franklin	Ohio	Processor	4
Diamond Pallets	Ashland	Ohio	Processor	70
Gateway	Cuyahoga	Ohio	MRF	39
Guys Tires	Ashland	Ohio	Tire Dealer	17
Kimble Recycling	Summit	Ohio	MRF	337
Medina Recycling	Medina	Ohio	MRF	322
Metal Conversions	Richland	Ohio	Processor	771
Milliron Recycling	Richland	Ohio	Scrap Yard	2,003
Omni Source	Richland	Ohio	Scrap Yard	884
Pinnacle	Summit	Ohio	Processor	1,538
Quincy	New Haven	Indiana	1142	1,142
R&R Pallets	Ashland	Ohio	Processor	125
Recycle-It	Cuyahoga	Ohio	MRF	931
Richland County Recycling and Transfer Station	Richland	Ohio	Transfer Station	1,336
River Valley	Summit	Ohio	Processor	1,500
Smetz Tire	Ashland	Ohio	Tire Dealer	7
Rumpke	Richland	Ohio	MRF	460
Waste Management	Summit	Ohio	MRF	149
<b>Totals</b>				<b>11,635</b>

There were 18 recycling facilities/processors/MRFs/scrap yards in Ohio that managed recyclable materials generated in the District according to survey data submitted to the District. A total of 11,635 tons of recyclables were diverted from landfills in 2021 by these facilities. This data does not take into consideration double counting or adjustments.



# APPENDIX C

## POPULATION DATA



## APPENDIX C. Population Data

The population of Ashland County for 2021 was estimated to be 52,316. The community populations which need to be added or subtracted to the Ashland County total in order to obtain the total district population for the reference year are shown in Table C-1. Estimates are based on Ohio Department of Development (ODOD) Office of Strategic Research document, "2021 Population Estimates for Cities, Villages and Townships", published in June of 2022. As indicated in the table, the population for the Village of Loudonville was added to the total to determine the total District population of 52,388.

**Table C-1. Population Adjustments and Total Reference Year Population**

Community	Ashland
<b>Before Adjustment</b>	52,316
<b>Additions</b>	
Village of Loudonville	72
<b>Subtractions</b>	
None.	
<b>After Adjustment</b>	<b>52,388</b>

**Source(s) of Information:** Village of Loudonville Population: Ohio Development Services Agency, "2021 Population Estimates by County, City, Village, and Township," June 2022.

[SubCountyEstimates21\\_Reports.xlsx \(ohio.gov\)](#).

Ashland County Population: Ohio Development Services Agency, "2020 to 2050 Projected Population for Ohio Counties - Summary 2020 to 2050 Projected,"

[P6097.xlsx \(live.com\)](#).

**Table C-2. Population Projections**

Year	Ashland	Total District Population
2021	52,388	52,388
2022	52,098	52,098
2023	51,888	51,888
2024	51,677	51,677
2025	51,467	51,467
2026	51,146	51,146
2027	50,898	50,898
2028	50,649	50,649
2029	50,401	50,401
2030	50,224	50,224
2031	49,894	49,894
2032	49,636	49,636
2033	49,377	49,377
2034	49,119	49,119

Year	Ashland	Total District Population
2035	48,933	48,933
2036	48,583	48,583
2037	48,305	48,305
2038	48,027	48,027
2039	47,749	47,749

**Source(s) of Information:** Ohio Development Services Agency, “2020 to 2050 Projected Population for Ohio Counties - Summary 2020 to 2050 Projected,”. [P6097.xlsx \(live.com\)](#).

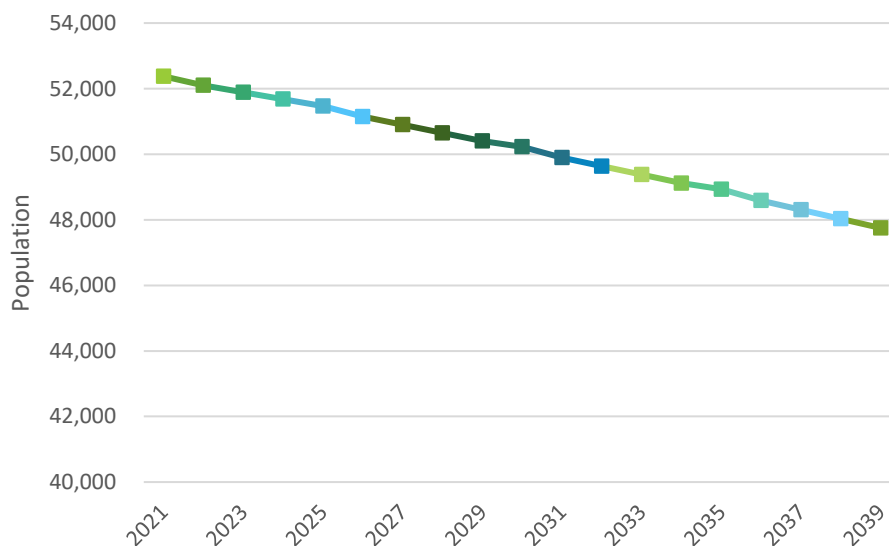
**Sample Calculations:** 2024 Adjusted Ashland County Population = 2023 Ashland County Population + ((2025 Adjusted Ashland County Population – 2020 Adjusted Ashland County Population) ÷ 5)

51,677 residents = 51,888 residents + ((51,677 residents – 51,888 residents) ÷ 5 years)

**Assumptions:** The population of the Village of Loudonville (non-Ashland County portion) which is added to the SWMD’s population is assumed to remain constant at the reference year population of 59 residents.

The following figure shows a very modest but steady increase in the population throughout the planning period.

**District Population: 2021 through 2039**







# APPENDIX D

## DISPOSAL DATA



## APPENDIX D. Disposal Data

### A. Reference Year Waste Disposed

The majority of the District waste which was direct-hauled for disposal in the reference year was sent to the Noble Road out-of-district landfill in Richland County (see Table D-1a). The District also sent solid waste to 7 other landfills in smaller amounts. Noble Road landfill received more than 85 percent of the total district waste disposed in 2021.

**Table D-1a. Reference Year Waste Disposed – Publicly-Available Landfills (Direct Haul)**

Facility Name	Location		Waste Received from SWMD (TPY)			
	County	State	Residential/ Commercial (Inc Asbestos)	Industrial	Excluded	Total
<b><i>In-district facilities</i></b>						
None						0
<b><i>Out-of-district facilities</i></b>						
American Landfill	Stark	OH	23	24	1	<b>48</b>
County Environmental Landfill	Wyandot	OH	11	0	12	<b>23</b>
Countywide RDF	Stark	OH	168	0	40	<b>208</b>
Crawford Co. Sanitary Landfill	Crawford	OH	122	0	4,866	<b>4,988</b>
Erie County Sanitary Landfill	Erie	OH	0	0	18	<b>18</b>
Hancock County Landfill	Hancock	OH	3	0	0	<b>3</b>
Kimble Sanitary Landfill	Tuscarawas	OH	64	919	259	<b>1,242</b>
Noble Rd. Landfill	Richland	OH	15,015	5,346	16,718	<b>37,080</b>
<b><i>Out-of-state facilities</i></b>						
None						0
<b>Total Direct Haul Waste Disposed in Landfills</b>			<b>15,407</b>	<b>6,290</b>	<b>21,914</b>	<b>43,610</b>

**Source(s) of Information:** Ohio Environmental Protection Agency, “2021 Facility Data Report for Ashland County, Table 14 – Solid Waste Flows to Landfills and Incinerators in Ohio by Sending SWMD, and Receiving SWMD.”

There were no captive landfills located within the District or used to manage waste generated within the District during the reference year.

**Table D-1b. Reference Year Waste Disposed – Captive Landfills**

Facility Name	Location		Tons Received from SWMD		
	County	State	Industrial	Excluded	Total
<b><i>In-district facilities</i></b>					
None			0	0	0
<b>Total Waste Disposed in Captive Landfills</b>			<b>0</b>	<b>0</b>	<b>0</b>

**Source(s) of Information:** Ohio Environmental Protection Agency

Transfer facilities used by the District in the reference year are shown in Table D-2. Nearly all of Ashland County waste sent to transfer facilities was received at the Richland County Transfer Station in Richland County, which then sent the waste to Noble Road Landfill.

**Table D-2. Reference Year Waste Transferred**

Facility Name	Location		Waste Received from the SWMD (TPY)				Destination
	County	State	Residential/ Commercial (Inc Asbestos)	Industrial	Excluded	Total	
<b><i>In-district facilities</i></b>							
None						0	N/A
<b><i>Out-of-district facilities</i></b>							
Delaware County Transfer Facility	Delaware	OH	0	0	2	<b>2</b>	Crawford County Landfill
Huron County Solid Waste Facility	Huron	OH	44	0	0	<b>44</b>	Noble Road Landfill
Kimble Transfer & Recycling - Canton	Stark	OH	147	0	14	<b>161</b>	Kimble Sanitary Landfill
Republic - Mt. Vernon	Knox	OH	116	0	11	<b>127</b>	Pine Grove Regional Facility
Richland Co. Transfer Station	Richland	OH	22,715	0	464	<b>23,179</b>	Noble Rd. Landfill
<b><i>Out-of-state facilities</i></b>							
None							
<b>Total Transferred Waste</b>			<b>23,022</b>	<b>0</b>	<b>491</b>	<b>23,513</b>	

**Source(s) of Information:** Ohio Environmental Protection Agency, "2021 Facility Data Report for Ashland County, Table 14 – Solid Waste Flows to Landfills and Incinerators in Ohio by Sending SWMD, and Receiving SWMD and Table 15 – Destination for Transferred Waste."

Table D-3 shows the total waste disposed in the reference year for the District. Residential/commercial waste comprises 57% of the amount disposed of in 2021 followed by 9% for the industrial sector. Excluded waste has been included in this table since it accounted for 34% of the total waste disposed.<sup>1</sup> Of the total amount disposed in 2021 from the District, 65% was direct hauled to a landfill and 35% was sent to a transfer station first then onto a landfill.

**Table D-3. Reference Year Total Waste Disposed**

Disposal Method	Residential/Commercial/ (Inc Asbestos)	Industrial	Excluded	Total	% of Total Waste Disposed
Direct Hauled	15,407	6,290	21,914	43,610	65%
Transferred	23,022	0	491	23,513	35%
<b>Total</b>	<b>38,428</b>	<b>6,290</b>	<b>22,408</b>	<b>67,122</b>	<b>100%</b>
<b>% of Total</b>	<b>57%</b>	<b>9%</b>	<b>33%</b>	<b>100%</b>	

**Source(s) of Information:** Ohio Environmental Protection Agency, “2021 Facility Data Report for Ashland County, Table 14 – Solid Waste Flows to Landfills and Incinerators in Ohio by Sending SWMD, and Receiving SWMD.”

## B. Historical Waste Analysis

The District conducted a waste analysis using historical data from 2012 – 2021 (See Table D-4).

**Table D-4. Historical Disposal Data**

Year	Population	Residential/Commercial Solid Waste (Including Asbestos)		Industrial Solid Waste	Excluded Waste	Total Waste
		Rate (ppd)	Tons	Tons	Weight	Tons
2012	53,153	3.06	29,661	1,612	7,687	<b>38,960</b>
2013	53,043	2.95	28,546	2,482	8,284	<b>39,312</b>
2014	53,095	3.02	29,231	2,823	8,266	<b>40,320</b>
2015	53,680	3.15	30,835	6,987	25,681	<b>63,503</b>
2016	53,752	3.07	30,162	7,642	25,110	<b>62,914</b>
2017	53,824	3.65	35,855	6,595	21,299	<b>63,749</b>
2018	53,896	3.61	35,496	8,905	20,374	<b>64,775</b>

<sup>1</sup> Ohio EPA’s Format v4.1 instructs solid waste management districts to include excluded waste if it comprises more than 10 percent of the total waste disposed.

Year	Population	Residential/Commercial Solid Waste (Including Asbestos)		Industrial Solid Waste	Excluded Waste	Total Waste
		Rate (ppd)	Tons	Tons	Weight	Tons
2019	53,968	3.53	34,735	7,173	19,433	<b>61,341</b>
2020	54,040	3.55	35,017	9,441	22,523	<b>66,982</b>
2021	52,388	4.02	38,428	6,290	22,405	<b>67,122</b>

**Source(s) of Information:** Ohio EPA Facility Data Reports; Ashland County Solid Waste Plan and Ashland County Annual District Reports.

The largest changes in disposal came from the excluded waste which dramatically increased starting in 2015 which cannot be explained. Excluded waste includes, construction and demolition waste, alternate daily cover and other waste.

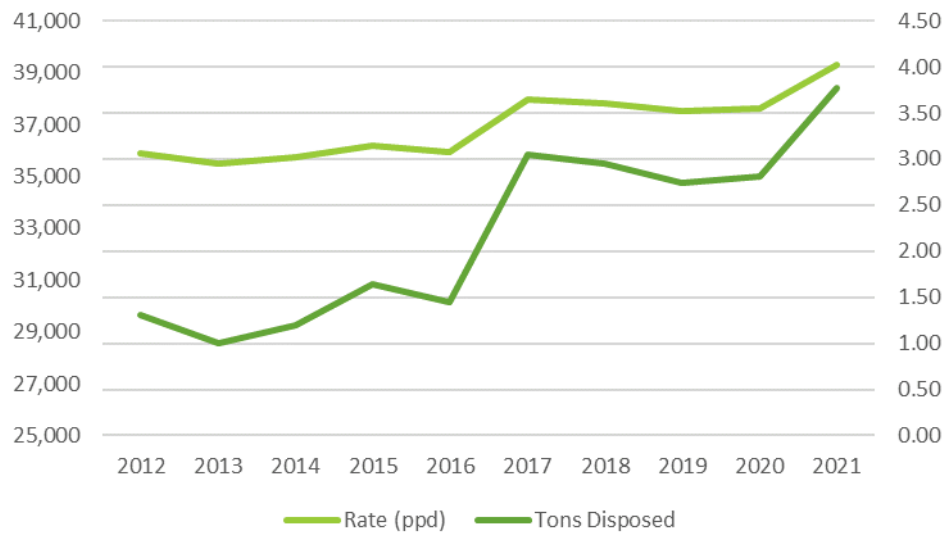
Residential/commercial waste increased from 29,661 tons in 2012 to 38,428 tons in 2021. Over the period between 2017 and 2021, the residential/commercial sector has remained fairly constant with a slight increase. The average per capita generation rate was 3.67 pounds per person per day (ppd) over the 5-year period. From 2012 to 2021, the per capita disposal rate increased from 3.06 ppd in 2012 to 4.02 ppd in 2021, and the average disposal rate for this period was 3.36 ppd. Overall, R/C disposal rates are increasing.

Industrial recycling also had a significant change in 2016 increasing by 3 times from 2014 to 2015. Industrial waste has oscillated up and down from 2017 to 2021.

Total disposal dramatically increased starting in 2015 as a result of increased excluded and industrial disposal. Since 2015, total waste disposal has remained fairly constant with a gradual increase from 63,503 tons in 2017 to 67,122 tons in 2021.

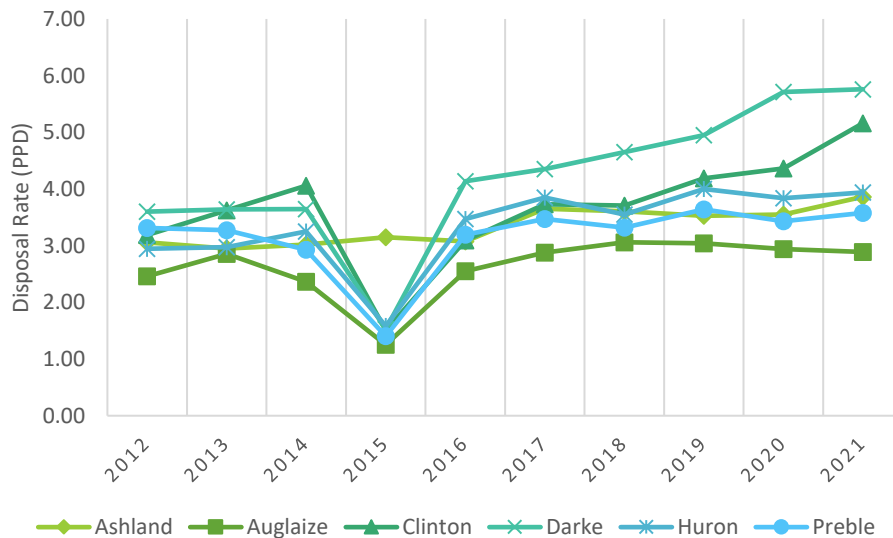
The figure below shows the tons disposed plotted with the disposal rate for R/C waste generated from the Ashland SWMD. In general, changes in these trends closely match each other.

**Figure D-1. Residential/Commercial Tons Disposed vs. Disposal Rate for Ashland SWMD: 2006-2016**



The R/C disposal rate for the Ashland County SWMD was also compared with other similar SWMDs in Ohio.<sup>2</sup> (See the figure below.) Each of these SWMDs experienced an increasing R/C disposal rate from 2012 through 2021, with the exception of 2015 where all comparable districts except the District decreased.

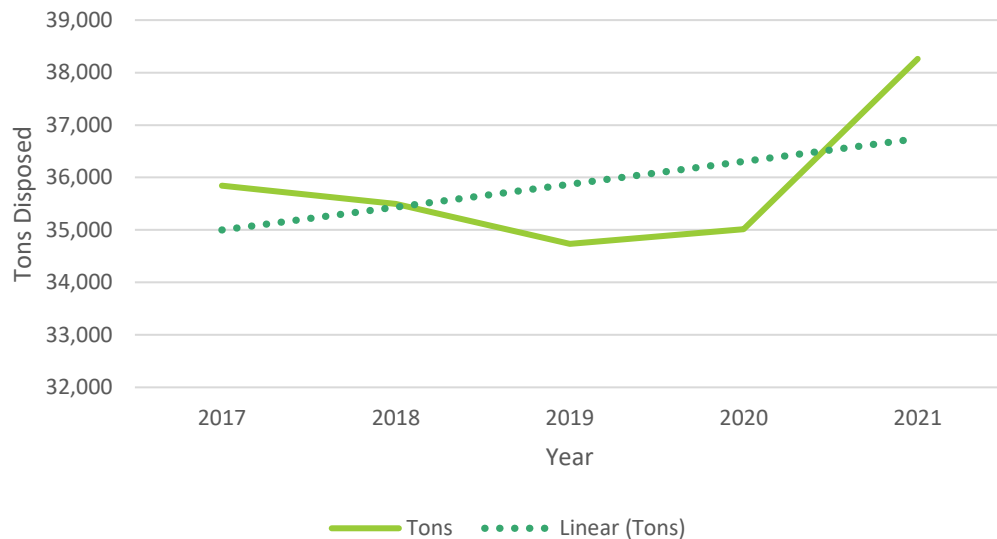
**Figure D-2. Residential/Commercial Disposal Rate for Selected Rural SWMDs: 2012-2021**



<sup>2</sup> In this context, “similar” is defined as SWMDs having a population between 40,000 and 55,000 without a regional landfill.

The residential/commercial tons disposed for Ashland is also shown in the following figure with a trend line included. The trend line suggests a disposal increase of approximately 2,000 tons over the 5-year period.

**Figure D-3. 2017-2021 Residential/Commercial Sector Disposal Trends**



The actual disposal of residential/commercial waste from the District is significantly higher than the amounts projected for 2017 through 2021 in the currently-approved Plan. The table below shows that the actual disposal totals were an average of 9.6% less than projected totals. A number of factors and circumstances may have influenced actual disposal and contributed to this discrepancy, including greater success in recycling and/or reduction than expected.

**Table D-5. 2017-2021 Actual vs. Current Plan Projections for Residential/Commercial Disposal**

Residential/Commercial Sector Tons Disposed			
Year	Actual	Projected in Current Plan	% Difference (Actual vs. Projected)
2017	35,845	30,143	15.9%
2018	35,496	30,123	15.1%
2019	34,735	30,104	13.3%
2020	35,017	30,085	14.1%
2021	38,428	30,124	21.6%

Except for 2017, actual industrial disposal has been higher than the tonnages projected in the current Plan. Industrial disposal continues to comprise a relatively small percentage of total disposal from the District. (See Table D-6.)

**Table D-6. 2017-2021 Actual vs. Current Plan Projections for Industrial Sector Disposal**

Industrial Sector Tons Disposed			
Year	Actual	Projected in Current Plan	% Difference (Actual vs. Projected)
2017	6,204	9,438	-52.1%
2018	8,905	8,205	7.9%
2019	7,173	6,971	2.8%
2020	9,441	5,738	39.2%
2021	6,290	4,504	28.4%

### C. Disposal Projections

#### 1. Residential/Commercial Sector

The District examined several approaches for projecting disposal for the planning period. Six scenarios which were thought to be the best approaches are included in the table below. The primary assumptions differentiating each scenario are explained, with the disposal projection resulting from applying the assumptions. The District added 2022 and 2023 data into the disposal projection analysis since this data was available after the reference year of 2021.

For comparison, the last two columns in the table shows the highest disposal amount reported during the last ten years (2014 through 2023), and the disposal tonnage reported for 2021.



## Tonnages Projected for R/C Sector: 5 Scenarios

Scenarios		Tonnage		
#	Description	2039 Projection	Highest during last ten years	2021
1	Assume disposal rate of change of population projected in Table C-2	34,072	39,791	38,428
2	Assume annual increase in tonnage of 620 tons based upon average percent change, 2019-2023	48,515		
3	Assume annual increase in tonnage of 310 based upon half average tons change, 2019-2023	43,555		
4	Assume annual increase in tonnage of 1.8 percent based upon average percent change, 2019-2023	51,345		
5	Assume annual increase in tonnage of .59 percent based upon half average percent change, 2010-2019	44,544		
6	Assume annual increase in tonnage of .59 percent based upon half average percent change, 2010-2019	40,458		

**Scenario 1** assumes an average disposal rate of change of population projected in Table C-2. This scenario results in a slight decrease in tons disposed by the end of the planning period (approximately 34,072 tons).

The District's R/C disposal rate has fluctuated since 2017 (3.65 ppd to 4.02 ppd), which is calculated to be a 3.73 average annual rate of change.

**Scenario 2** applies the average annual increase in tonnage of 620 based upon average tonnage change, 2019-2023. This scenario results in a large increase in tons disposed by the end of the planning period (approximately 48,515 tons).

**Scenario 3** applies half the average annual increase in tonnage in scenario 2, 310 based upon average tonnage change, 2019-2023. This scenario results in a gradual increase in tons disposed by the end of the planning period (approximately 43,555 tons).

**Scenario 4** applies the average annual increase in tonnage of 1.8 percent based upon average percent change, 2019-2023. This scenario results in

an increase in tons disposed by the end of the planning period (approximately 51,345 tons).

**Scenario 5** applies the average annual increase in tonnage of .9 percent (half the increase in Scenario 4) based upon average percent change, 2019-2023. This scenario results in an increase in tons disposed by the end of the planning period (approximately 44,544 tons).

**Scenario 6** applies the average annual increase in tonnage of .3 percent (half the increase in Scenario 5) based upon average percent change, 2019-2023. This scenario results in an increase in tons disposed by the end of the planning period (approximately 40,458 tons).

Although several conclusions could be drawn from the last ten years of disposal data, the District believes that Scenario 1 represents the most reasonable and conservative approach for disposal projections. This scenario incorporates the average per capita disposal rate and the projected population for the planning period. The ramifications of this conservative approach results in less projected disposed tons and ultimately less projected revenue for the District to implement this Plan Update. Actual revenue from disposed solid waste, ultimately, will be the basis for District budgeting and programming.

**2. Industrial Sector**

The District examined several approaches for projecting disposal for the planning period. Three scenarios which were thought to be the best approaches are included in the table below. The primary assumptions differentiating each scenario are explained, with the disposal projection resulting from applying the assumptions. For comparison, the last two columns in the table shows the highest disposal amount reported during the last ten years (2012 through 2021), and the disposal tonnage reported for 2021.

**Tonnages Projected for Industrial Sector: 3 Scenarios**

Scenarios		Tonnage		
#	Description	2039 Projection	Highest during last ten years	2021
1	Assume annual 0% change throughout the planning period	6,290	9,441	6,290
2	Assume annual increase in tonnage of 0.70 percent based upon average percent change, 2017-2021	7,321		
3	Assume annual increase in tonnage of half of the 0.70 percent based upon	6,922		

#	Scenarios Description	2039 Projection	Tonnage	
			Highest during last ten years	2021
	average percent change, 2017-2021. (0.35%)			

**Scenario 1** uses an assumes flat tonnage based on the reference year of 6,290.

**Scenario 2** uses an assumed annual percent rate of change of 0.70 percent based upon average percent change, 2017-2021 in tonnage. This scenario results in a gradual increase in tons disposed by the end of the planning period (approximately 7,321 tons).

**Scenario 3** was developed in an effort to combine the somewhat conflicting results of Scenarios 1 and 2. For the third scenario, the District assumed that the rate of increase in disposal experienced from 2017 through 2021 at half rate to be conservative. This scenario results in a gradual increase in tons disposed by the end of the planning period (approximately 6,622 tons).

The District believes that Scenario 2 represents the most reasonable projections for industrial disposal.

**3. Excluded Waste**

The District examined several approaches for projecting disposal for the planning period. Three scenarios which were thought to be the best approaches are included in the table below. The primary assumptions differentiating each scenario are explained, with the disposal projection resulting from applying the assumptions. For comparison, the last two columns in the table shows the highest disposal amount reported during the last ten years (2012 through 2021), and the disposal tonnage reported for 2021.

**Tonnages Projected for Excluded Waste: 3 Scenarios**

#	Scenarios Description	2039 Projection	Tonnage	
			Highest during last ten years	2021
1	Assume annual 0% change throughout the planning period	22,405	25,681	22,405
2	Assume annual increase in tonnage of -1.60 percent based upon average percent change, 2017-2021	16,871		

#	Scenarios Description	2039 Projection	Tonnage	
			Highest during last ten years	2021
3	Assume annual increase in tonnage of half of the -1.60 percent based upon average percent change, 2017-2021. (-0.80%)	19,381		

**Scenario 1** uses an assumes flat tonnage based on the reference year of 22,405.

**Scenario 2** uses an assumed annual percent rate of change of -1.60 percent based upon average percent change, 2017-2021 in tonnage. This scenario results in a gradual decrease in tons disposed by the end of the planning period (approximately 16,871 tons).

**Scenario 3** was developed in an effort to combine the somewhat conflicting results of Scenarios 1 and 2. For the third scenario, the District assumed that the rate of increase in disposal experienced from 2017 through 2021 at half rate to be conservative. This scenario results in a gradual increase in tons disposed by the end of the planning period (approximately 19,526 tons).

The District believes that Scenario 3 represents the most reasonable projections for excluded waste disposal.

**4. Summary**

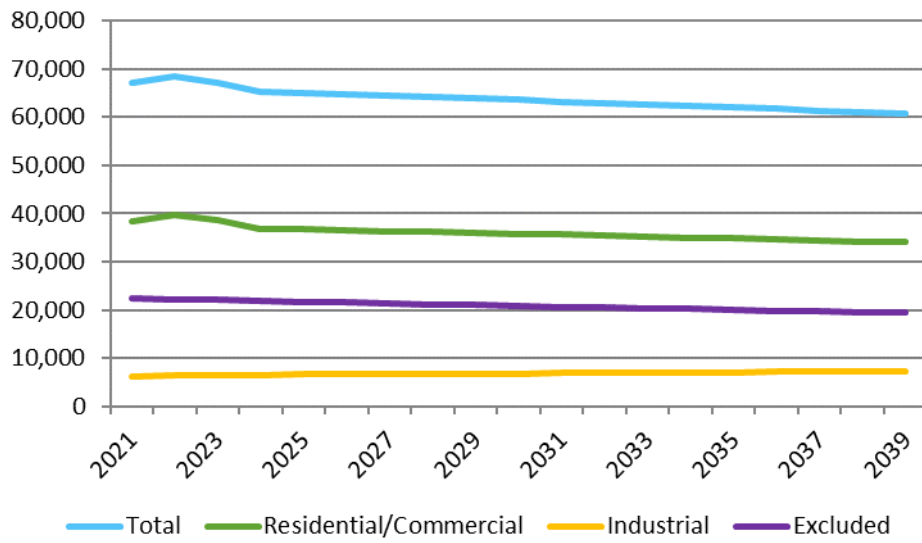
**Table D-6** represents the results of using the approaches proposed above by the District for R/C, industrial disposal and excluded waste disposal projections.

**Table D-6. Waste Disposal Projections**

	Year	Residential/ Commercial Solid Waste	Industrial Solid Waste	Excluded Waste	Total Waste
		Tons	Tons	Weight	Tons
X  First Year of Planning Period →	2021	38,428	6,290	22,405	67,122
	2022	39,791	6,500	22,225	68,516
	2023	38,595	6,546	22,047	67,187
	2024	36,876	6,592	21,870	65,337
	2025	36,726	6,638	21,694	65,058
	2026	36,497	6,684	21,520	64,702
	2027	36,319	6,731	21,348	64,398
	2028	36,142	6,779	21,176	64,097
	2029	35,965	6,826	21,007	63,797
	2030	35,839	6,874	20,838	63,551
	2031	35,603	6,922	20,671	63,196
	2032	35,419	6,971	20,505	62,895
	2033	35,234	7,020	20,341	62,595
	2034	35,050	7,069	20,178	62,297
	2035	34,917	7,119	20,016	62,052
	2036	34,668	7,169	19,855	61,691
	2037	34,469	7,219	19,696	61,384
	2038	34,271	7,270	19,538	61,078
	2039	34,072	7,321	19,381	60,774

The figure below shows projected amounts for R/C, industrial, and excluded waste for the planning period.

Figure D-7. Projected Disposal: 2021-2039





## **APPENDIX E**

# RESIDENTIAL/COMMERCIAL REDUCTION AND RECYCLING DATA



## APPENDIX E. Residential/Commercial Reduction and Recycling Data

This Appendix presents the reduction and recycling data for the residential and commercial sectors in the 2021 reference year. In order to avoid double-counting tonnage, adjustments made to tonnage reported by different types of entities, such as programs, brokers, and scrap yards, will be demonstrated. If a generator did not report where their materials were sent, no adjustments were made. A historic analysis of the residential/commercial sector’s recycling is included in this Appendix. Information in this section as well as information from other sources was used to calculate the recycling projections from 2025 to the end of the planning period (2039) which are included at the end of this Appendix.

**Table E-1. Commercial Survey Results**

Data from commercial businesses was used to complete Table E-1. Companies reported recycling 3,285 tons of materials in 2021 after adjustments.

NAICS	Electronics	Glass	FM	NFM	Corrugated Cardboard	MxP	PL	Textiles	W	Rubber	Commingled Recyclables (Mixed)	Yard Waste	Other	Total	Adj.	Adj. Total
42	0													0		0
44	0				233	565								798	147	651
45	0													0		0
48	0		518	23	47									588	102	486
49	0													0		0
51	0													0		0
52	0													0		0
53	0													0		0
54	0													0		0
55	0													0		0
56	0													0		0
61	0	0			7	3	1				93			104	36	68
62	0				1									1		1
71	0			0										0		0
72	0													0		0
81	0				0	1								1		1
92	0													0		0
Other: 22													10	10		10
Other: Not Reported	23	5	153	18	1,109	86	0	589	20		43		166	2,212	144	2,068
<b>Total</b>	<b>23</b>	<b>5</b>	<b>671</b>	<b>41</b>	<b>1,397</b>	<b>655</b>	<b>1</b>	<b>589</b>	<b>20</b>	<b>0</b>	<b>136</b>	<b>0</b>	<b>176</b>	<b>3,714</b>	<b>(429)</b>	<b>3,285</b>
<b>Adj. Total</b>	<b>0</b>	<b>0</b>	<b>111</b>	<b>0</b>	<b>198</b>	<b>77</b>	<b>0</b>	<b>0</b>	<b>0</b>	<b>0</b>	<b>43</b>	<b>0</b>	<b>0</b>	<b>429</b>		
<b>Adj. Total</b>	<b>23</b>	<b>5</b>	<b>560</b>	<b>41</b>	<b>1,199</b>	<b>578</b>	<b>1</b>	<b>589</b>	<b>20</b>	<b>0</b>	<b>93</b>	<b>0</b>	<b>176</b>	<b>3,285</b>		

NAICS = North American Industrial Classification System , LAB = lead-acid batteries, FM = ferrous metals, NFM = non-ferrous metals, MxP = mixed paper, PL = plastics, W = wood, Adj. = Adjusted or Adjustments



**Table E-2. 2021 Data from Other Recycling Facilities**

Source of Materials	EW	LAB	GL	FM	NFM	OCC	MxP	PI	W	ST	CoM	Other: Rbat	Other: TC	Total	Adj.	Adj. Total
<b>Buybacks</b>																
None														0		0
<b>Scrap Yards</b>																
Miliron Industries		17		2,496	146	21	5				61			2,746	726	2,020
<b>Unadjusted Total</b>	0	17	0	2,496	146	21	5	0	0	0	61	0	0	2,746	726	2,020
<b>Adjustments</b>				701		6					19			726		
<b>Adjusted Total</b>	0	17	0	1,795	146	15	5	0	0	0	42	0	0	2,020		
<b>Processors</b>																
None														0		0
<b>Unadjusted Total</b>	0	0	0	0	0	0	0	0	0	0	0	0	0	0	0	0
<b>Adjustments</b>														0		
<b>Adjusted Total</b>	0	0	0	0	0	0	0	0	0	0	0	0	0	0		
<b>MRF's</b>																
Waste Management-Akron	0	0	0	0	0	0	0	0	0	0	181	0.0	0.0	181	32	149
<b>Total</b>	0	0	0	0	0	0	0	0	0	0	181	0.0	0.0	181	32	149
<b>Adj.</b>	0	0	0	0	0	0	0	0	0	0	32	0.0	0.0	32		
<b>Adj. Total</b>	0	0	0	0	0	0	0	0	0	0	149	0.0	0.0	149		
<b>Unadjusted Total</b>	0	17	0	2,496	146	21	5	0	0	0	242	0	0	2,927		
<b>Total Adjustments</b>			0	701	0	6	0	0	0	0	51	0	0	758		
<b>Adjusted Total</b>	0	17	0	1,795	146	15	5	0	0	0	191	0	0	2,169		

EW = electronics, LAB = lead-acid batteries, GL = glass, FM = ferrous metals, NFM = non-ferrous metals, OCC = corrugated cardboard, MxP = mixed paper, PI = plastics, W = wood, ST = scrap tires, CoM = commingled, Rbat = rechargeable batteries, TC = toner cartridges

**Source(s) of Information:** District records

Table E-2 contains tonnage collected from Miliron Industries (now called Blue Scope) and Waste Management MRF. Adjustments were made to avoid double counting.

**Table E-3. 2021 Data Reported to Ohio EPA**

Ohio EPA Data Source	Glass	PL	ONP	OCC	MxP	NF	FM	W	CoM	Other	Total	Adj.	Adj. Total
Aldi, Inc.	0.00	1.59	0.00	145.34	0.00	0.00	0.00	0.00	0.00	0.00	146.93	0.00	147
Buehler's	0.00	5.90	0.00	152.37	0.40	0.00	0.00	0.00	0.08	0.00	158.75	0.00	159
Dollar General	0.00	1.80	0.00	187.06	0.87	0.00	0.00	0.00	0.00	0.00	189.73	0.00	190
Walmart	0.00	18.14	0.00	822.67	1.33	0.06	0.00	0.00	0.00	42.31	884.51	0.00	885
Home Depot	0.00	0.31	0.00	33.22	0.00	0.00	0.00	205.87	0.00	12.35	251.75	0.00	252
Advanced Auto	0.00	0.13	0.00	3.15	0.00	0.00	1.22	0.00	0.00	59.90	64.40	0.00	64
CVS (2020)	0.00	0.00	0.00	4.99	0.00	0.00	0.00	0.00	0.00	0.00	4.99	0.00	5
Target (2019)	0.00	6.20	0.00	210.65	2.94	4.97	0.00	0.00	0.00	1.10	225.86	0.00	226
US Post Office (2019)	0.02	2.32	0.00	6.82	127.45	0.02	0.10	0.00	0.00	0.00	136.73	0.00	137
<b>Unadjusted Total</b>	0.02	36.39	0.00	1,566.27	132.99	5.05	1.32	205.87	0.08	115.66	2063.65	0.00	2,064
<b>Adjustments</b>		0	0	0	0	0	0	0	0	0	0		
<b>Adjusted Total</b>	0	36	0.0	1,566	133	5.0	1	206	0	116	2,064		

PL = plastics, ONP = newspaper, FM = ferrous metals, NF = non-ferrous metals, OCC = corrugated cardboard, MxP = mixed paper, W = wood, CoM = commingled

**Source(s) of Information:** 2021 Ohio EPA MRF and Commercial Recycling Report  
**Assumptions:** No adjustments were made to data reported to Ohio EPA.

**Table E-4. 2021 Other Recycling Programs/Other Sources of Data**

Other Sources of Data	HHW	EW	ST	FW	MxP	GL	FM	NF	OCC	PL	CoM	YW	Total	Adj.	Adj. Total
Ohio EPA Scrap Tire Data			1,125										1,125		1,125
Curbside					33				501	79	210		823		823
Drop-Off											337		337		337
Ohio EPA Compost Report												1,508	1,508		1,508
Food Waste Hauler Data				131									131		131
District HHW Program	47												47		47
Ohio EPA Commercial					3		0.4	0.4	1,074	19			1,097		1,097
Ohio EPA Residential											190		190		190
<b>Unadjusted Total</b>	<b>47</b>	<b>0</b>	<b>1,125</b>	<b>131</b>	<b>37</b>	<b>0</b>	<b>0</b>	<b>0</b>	<b>1,575</b>	<b>98</b>	<b>737</b>	<b>1,508</b>	<b>5,258</b>	<b>0</b>	<b>5,258</b>
<b>Adjustments</b>	<b>0</b>	<b>0</b>	<b>0</b>	<b>0</b>	<b>0</b>	<b>0</b>	<b>0</b>	<b>0</b>	<b>0</b>	<b>0</b>	<b>0</b>	<b>0</b>	<b>0</b>		
<b>Adjusted Total</b>	<b>47</b>	<b>0</b>	<b>1,125</b>	<b>131</b>	<b>37</b>	<b>0</b>	<b>0</b>	<b>0</b>	<b>1,575</b>	<b>98</b>	<b>737</b>	<b>1,508</b>	<b>5,258</b>		

UO = used motor oil, EW = electronic waste, ST = scrap tires, FW = food waste, MxP = mixed paper, GL = glass, FM = ferrous metals, OCC = corrugated cardboard, CoM = commingled, YW = yard waste

**Source(s) of Information:** 2021 Ohio EPA Scrap Tire Report, 2021 Ohio EPA Compost Report, Survey Data

**Sample Calculations:**

Curbside total – Adjustments = Adjusted Total

823 tons – 0 tons = 823 tons

**Table E-5. Reference Year (2021) Residential/Commercial Material Reduced/Recycled**

Material	Tons
Appliances/ "White Goods"	36.77
Household Hazardous Waste	42.94
Used Motor Oil	3.27
Electronics	0.00
Scrap Tires	1,125.30
Dry Cell Batteries	0.29
Lead-Acid Batteries	17.39
Food	638.75
Glass	4.85
Ferrous Metals	2,357.12
Non-Ferrous Metals	192.21
Corrugated Cardboard	3,895.54
All Other Paper	753.96
Plastics	146.58
Textiles	588.96

Material	Tons
Wood	225.81
Rubber	0.00
Commingled Recyclables	961.80
Yard Waste	1,507.94
Other (Aggregated)	275.54
<b>Recycling Subtotals</b>	<b>12,775.02</b>

**Note:** Tonnage presented in this Plan Update reflects the most up-to-date and accurate data available. Tonnage presented in the Plan Update differs from the 2022 Annual District Report (2021 data).

**Source(s) of Information:** 2021 ADR Calculation Spreadsheets, 2021 Ohio EPA MRF Reports, 2021 Ohio EPA Scrap Tire Report, 2021 District program and survey data, 2021 Ohio EPA Compost Report, 2021 ADR Review Forms

**Sample Calculations:**

Recycling Subtotal + Waste Reduced by Incineration = Grand Total

12,775.02 tons + 0 tons = 12,775.02 tons

Table E-6, "Quantities Recovered by Program/Source," presents a summary of the sources of residential/commercial sector recycling tonnage.

**Table E-6. 2021 Quantities Recovered by Program/Source**

Source of R/C Recycling Data	Tons
Commercial Survey	3,285
Buybacks	0
Scrap Yards	2,020
Processors	0
MRFs	149
Ohio EPA Commercial Retail Data	2,064
Ohio EPA Scrap Tire Data	1,125
Curbside	823
Drop-Off	337
Ohio EPA Compost Report	1,508
Food Waste Hauler Data	131
District HHW Program	47
Ohio EPA Commercial	1,097
Ohio EPA Residential	190
<b>Total</b>	<b>12,775</b>

**Source(s) of Information:** Tables E-2, E-3, and E-4.

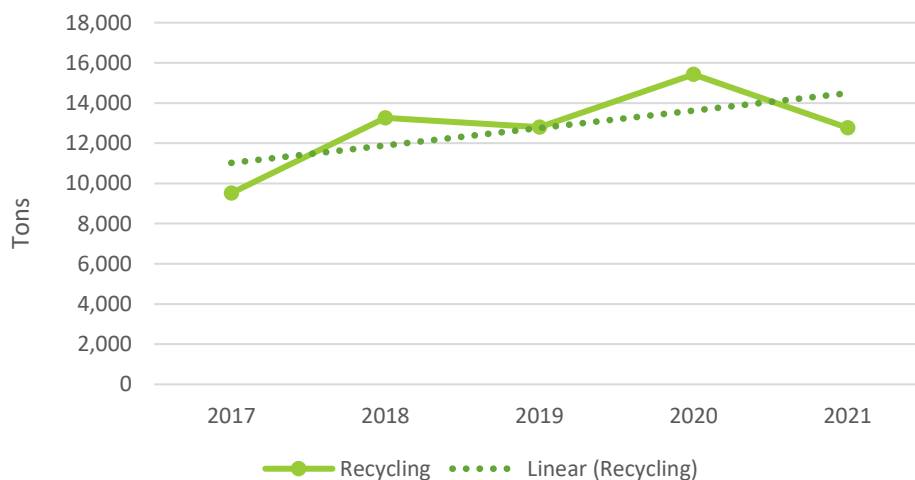
The District did not track historical annual recycling data in a format that was consistent with Table E-6b. Tables E-6a 1-3 have been omitted.

Year	Residential/Commercial				Annual Percentage Change	Annual Tonnage Change
	Organics	Tires	Recycling	Total		
2017	2,619	941	5,958	<b>9,518</b>		
2018	3,686	1,207	8,370	<b>13,263</b>	39%	3,745
2019	1,928	1,112	9,763	<b>12,803</b>	-3%	-460
2020	1,982	496	12,945	<b>15,423</b>	20%	2,620
2021	2,373	1,125	9,277	<b>12,775</b>	-17%	-2,648
2017-2021 Average						
Average Annual Percent Change					10%	
Average Tons over 7 Year Period					12,756	
Average Annual Tonnage Change					814	

The District’s historical recovery for the residential/commercial sector over a five-year period spanning from 2017 to 2021 is presented in Table E-6b, “Historical Recycling Analysis.” The table presents organics (food waste, yard waste and wood), scrap tire tonnage, and all other recycling.

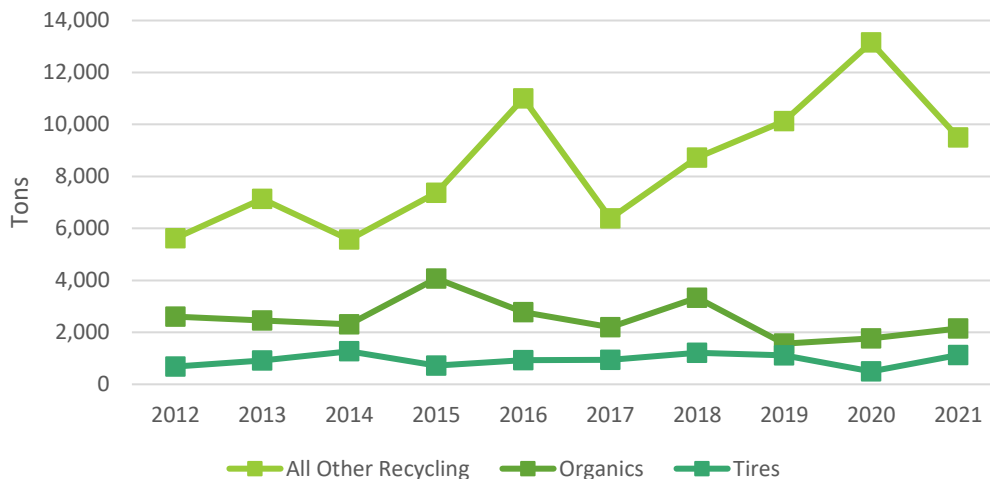
An examination of the recovery patterns over the five-year period reveals that in 2017, a low of 9,518 tons were recovered and in 2020, a high of 15,423 tons were recovered. Waste recycling/reduction increased annually from 2017 to 2020, with the exception of 2021. Over the five-year period, recovery increased by an average of 814 tons, or 10%, annually. The following figure presents the District’s historical residential/commercial recovery totals from 2017 to 2021.

**Historical Recycling Analysis: 2017-2021**



The following figure shows recycling in Ashland County over a longer time period, 2012 through 2021, and separates recyclables into organics, tires, and all other recycling. With two exceptions, scrap tire recycling has increased each of the last ten years. Organics recycling generally seems to have decreased, with the notable exception of 2015 when it increased to its highest level. All other recycling increased moderately throughout the period with the exception of 2017 and 2021.

**Long Range Historical Recycling: 2012-2021**



The average amounts recycled in these three categories, as well as total recycling, are shown below for the 10-year period (2012-2021) and the last 5 years (2017-2021). Organics recycling is the only category in which the average tonnage is lower using a shorter time period.

Category	Averages (in tons)	
	2012-2021	2017-2021
Total Recycling	11,920	12,756
Organics	2,522	2,201
Tires	939	977
All Other Recycling	8,459	9,579

The District went through a period of change in 2019-2022 with the closure of the Ashland County Recycling Center, development of a new recycling drop-off program and other changes. These changes along with the strategic analysis conducted by the District and discussed in Appendix H, and the District program priorities identified in Appendix I, the majority of programs will continue without substantial changes during the subsequent planning period (except as noted in Appendix B, H and I).

As a result, the District believes that it is appropriate to estimate tonnages recovered through the various programs and sources using the following assumptions:

- The District will transition away from surveying commercial generators of recycling in order to reduce the potential for double counting. This will not include EPA data for commercial recycling as the data presented from EPA is mostly cardboard from big box stores that market their cardboard directly to end users, thus eliminating double counting issues.
- The District will rely on the following data sources for recycling:
  - ✓ MRF/Processors
  - ✓ OEPA Scrap Tire Data
  - ✓ District Curbside Recycling Data
  - ✓ District Drop-Off Recycling Data
  - ✓ OEPA Compost and Food Waste Data
  - ✓ OEPA Commercial Box Store Data
  - ✓ District Special Waste Programs (HHW, Ewaste, Appliances, Tires)

**Table: E-7. Residential/Commercial Recovery Projections by Program/Source**

	Year	EPA Commercial Data*	Scrap Yards	MRFs/ Processors	Ohio EPA Scrap Tire Data	Curbside	Drop-Off	Ohio EPA Compost Report	Food Waste Hauler Data	HHW	Ewaste	Appl	Totals
First Year of Planning Period .. X	2021	3,285	2,020	149	1,125	823	337	1,508	131	47	0	0	12,775
	2022	2,361	0	4,635	1,125	1,151	796	3,469	129	19	34	4	13,723
	2023	2,361	0	4,681	1,125	1,163	804	3,000	130	20	35	100	13,419
	2024	2,361	0	4,728	1,125	1,174	812	3,030	130	20	35	100	13,515
	2025	2,361	0	4,775	1,125	1,186	820	3,060	130	20	35	100	13,613
	2026	2,361	0	4,823	1,125	1,198	828	3,091	130	20	35	100	13,711
	2027	2,361	0	4,871	1,125	1,210	837	3,122	130	20	35	100	13,811
	2028	2,361	0	4,920	1,125	1,222	845	3,153	130	20	35	100	13,911
	2029	2,361	0	4,969	1,125	1,234	853	3,185	130	20	35	100	14,012
	2030	2,361	0	5,019	1,125	1,246	862	3,216	130	20	35	100	14,115
	2031	2,361	0	5,069	1,125	1,259	871	3,249	130	20	35	100	14,218
	2032	2,361	0	5,120	1,125	1,271	879	3,281	130	20	35	100	14,323
	2033	2,361	0	5,171	1,125	1,284	888	3,314	130	20	35	100	14,428
	2034	2,361	0	5,223	1,125	1,297	897	3,347	130	20	35	100	14,535
	2035	2,361	0	5,275	1,125	1,310	906	3,380	130	20	35	100	14,642
	2036	2,361	0	5,328	1,125	1,323	915	3,414	130	20	35	100	14,751
	2037	2,361	0	5,381	1,125	1,336	924	3,448	130	20	35	100	14,861
	2038	2,361	0	5,435	1,125	1,350	933	3,483	130	20	35	100	14,972
	2039	2,361	0	5,489	1,125	1,363	943	3,518	130	20	35	100	15,084

\*2021 data also included 3,285 tons from commercial surveys and 2,202 tons from scrap yards which will not be used for 2022 and beyond. For 2022 and beyond, the EPA Commercial Box Store data is projected.



# **APPENDIX F**

## **INDUSTRIAL SECTOR REFERENCE YEAR RECYCLING**



## **APPENDIX F. Industrial Reduction and Recycling Data**

The District is not completing this section of the Plan Update as industrial recycling data and projections are not required to be tracked or projected per the 2020 State Solid Waste Plan and 4.1 Format.

Appendix H contains an analysis of the industrial sector.

Appendix I contains the District programs offered to the industrial sector to meet State Plan Goal # 5.





# **APPENDIX G**

## WASTE GENERATION



## APPENDIX G. Waste Generation

### A. Historical Year Waste Generated

The historical waste generation for the District (years 2012 through 2021) is shown in Table G-1 below. Generation has been calculated based upon the sum of reported disposal and recycling for each year.

Per capita generation increased rapidly from 2012 to 2015 then remained fairly consistent with minimal growth or decline from 2015 – 2021. During this time period, the per capita generation rate for total generation has ranged from a low of 6.2 pounds per person per day (PPD) in 2012 to a high of 10.2 PPD in 2015. The significant increases in per capita generation in 2015 and 2016 are mainly the result of increases in excluded waste disposal.

**Table G-1. Reference Year and Historical Waste Generated**

Year	Pop	Residential/ Commercial		Industrial		Excluded	Total	Per Capita Generation (ppd)	Annual % Change in Total Tons
		Disposal	Recycled	Disposal	Recycled				
2012	53,390	29,661	8,905	1,612	12,522	7,687	60,387	6.2	-
2013	53,487	28,546	10,510	2,482	24,700	8,284	74,522	7.6	23.4%
2014	53,583	29,231	9,145	2,823	22,297	8,266	71,763	7.3	-3.7%
2015	53,679	30,835	12,157	6,987	24,716	25,681	100,376	10.2	39.9%
2016	53,751	30,162	14,699	7,642	20,036	25,110	97,649	10.0	-2.7%
2017	53,823	35,845	9,518	6,204	21,518	21,299	94,384	9.6	-3.3%
2018	53,895	35,496	13,263	8,905	19,757	20,374	97,795	9.9	3.6%
2019	53,967	34,735	12,803	7,173	19,676	19,433	93,820	9.5	-4.1%
2020	54,039	35,017	15,423	9,441	16,776	22,523	99,181	10.1	5.7%
<b>2021</b>	<b>54,217</b>	<b>38,428</b>	<b>12,775</b>	<b>6,290</b>	<b>11,723</b>	<b>22,405</b>	<b>91,620</b>	<b>9.6</b>	<b>-7.6%</b>

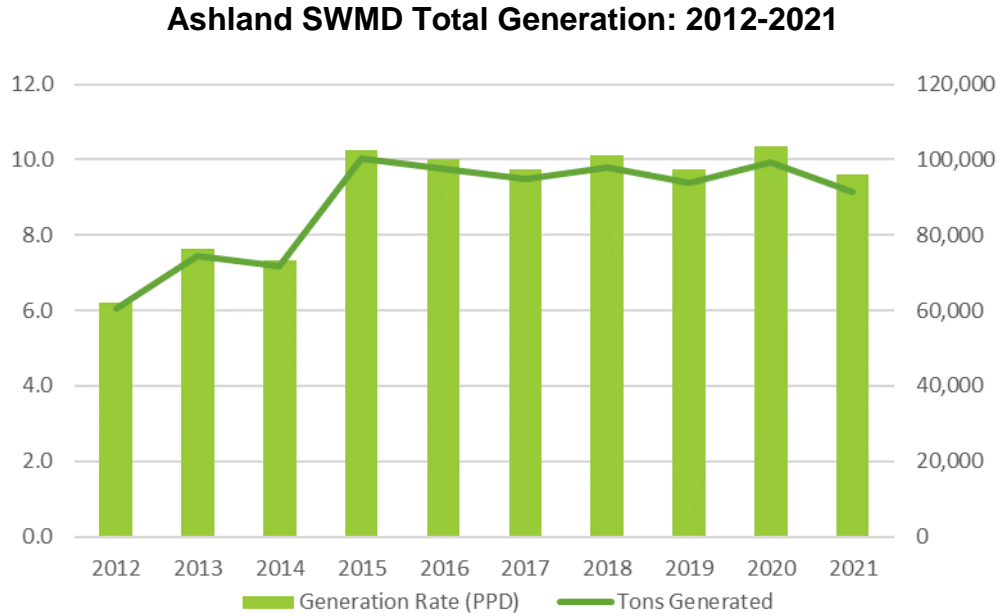
**Source(s) of Information:** Ohio EPA Facility Data Reports and ADR Review Forms, Ashland County Annual District Reports.

Sample Calculations (2021):

Per capita generation rate = (tons generated x 2000) ÷ (365 x population)  
 $9.3 = (91,620 \text{ tons} \times 2,000) \div (365 \times 54,217)$

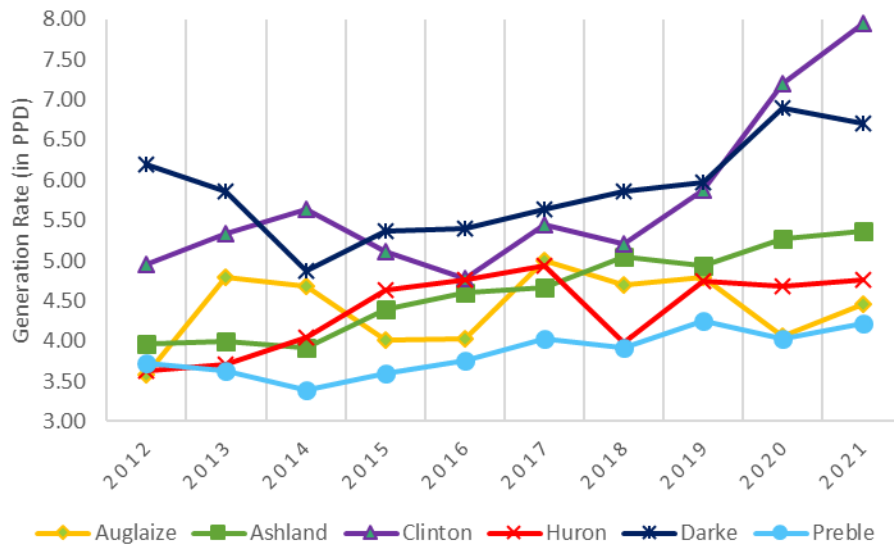
Annual percentage change = ((New year – old year) ÷ old year) x 100  
 $-7.6\% = ((91,620 \text{ tons} - 99,181 \text{ tons}) \div 99,181 \text{ tons}) \times 100$

The following figure shows a graphical representation of the District’s waste generation from 2012 through 2021.



The following figure compares the daily per capita generation rates of the District and other select Ohio solid waste management districts (SWMDs). The other SWMDs were selected because they share similar multi-county, geographical locations, or similar ratios of urban vs. rural land use patterns.

**Figure G-2. MSW Generation Rates for Selected Ohio SWMDs: 2012 - 2021**



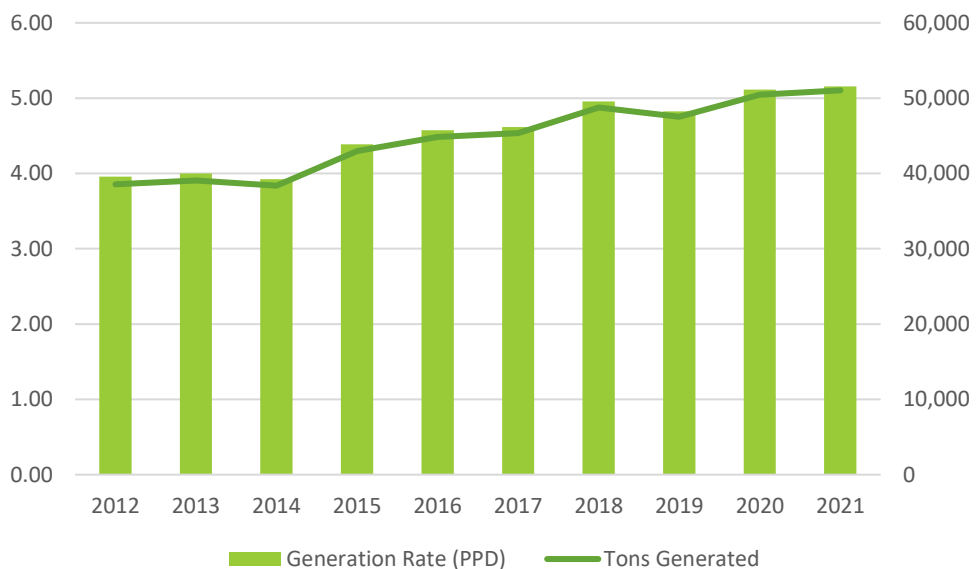
The average generation rate for all solid waste districts evaluated over the 10-year period was 4.86 ppd. The District’s average over the 10-year period was slightly lower at 4.55 ppd. The average generation tonnage for all solid waste districts evaluated over the 10-year period was 41,886. The District’s average over the 10-year period was higher at 45,378 ppd.

In general, all solid waste districts evaluated showed an increase in generation rates over time. The oscillation in generation rate see with some solid waste districts can be attributed to recycling data that can vary depending on data collection, markets and wet/dry summers for yard waste. The District had one of the more stable trends over time.

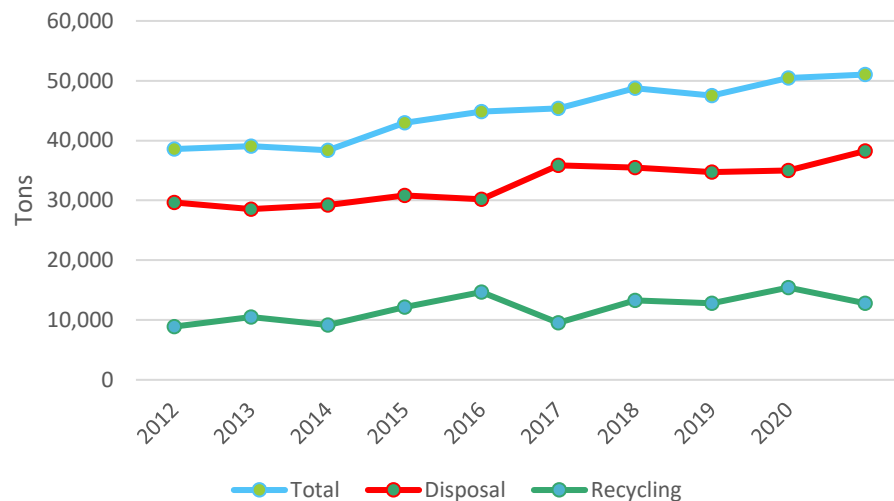
**1. Residential/Commercial Waste**

Total residential/commercial waste generation in the District has increased approximately 12,470 tons or 32% since 2012 as illustrated in **Figures G-3 and G-4**. Disposal increased approximately 8,600 tons or 22% from 2012 to 2021, while recycling increased nearly 3,870 tons or 30%.

**Figure G-3. District Residential/Commercial Waste Generation: 2012-2021**



**Figure G-4. District Residential/Commercial Waste Generation: 2012-2021**



The following table presents the residential/commercial sector per capita generation rates in pounds per person per day (PPD).

**Residential/Commercial Per Capita Generation Rates: 2012 - 2021**

Year	Disposal PPD	Recycled PPD	Total PPD
2012	3.04	1.65	4.69
2013	2.92	2.02	4.94
2014	2.99	1.71	4.70
2015	3.15	2.16	5.31
2016	3.09	2.67	5.76
2017	3.69	1.45	5.15
2018	3.67	2.05	5.72
2019	3.61	2.02	5.63
2020	3.65	2.41	6.07
2021	4.03	1.82	5.85

Per capita recycling rates have generally increased significantly over the past decade as drop-off recycling programs, municipal yard waste composting programs, and District recycling programs have been implemented, improved, and expanded throughout the District. Overall generation increased by a pound per person per day. Disposal has increased approximately a ¾ a pound per person per day. Recycling increased by almost a pound per person from 2012 – 2020 before dropping in 2021. Calendar year 2021 saw many changes in the District

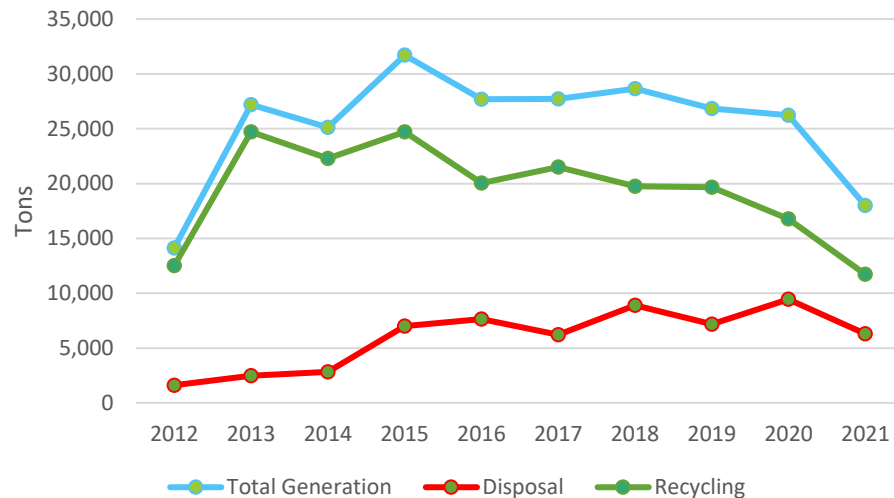
and a reduction of recycling services in the beginning part of the year that accounts for the drop. In addition, commercial recycling data collection was also down in 2021.

**2. Industrial Waste**

As per the 2020 State Solid Waste Plan, industrial sector recycling rates and projections are not required therefore industrial generation, which included recycling, is not provided in this section.

Industrial disposal projections are included in Appendix D and are included in the overall generation data in Table G-2 below. The following figures reflects the historical industrial generation trends from 2012-2021:

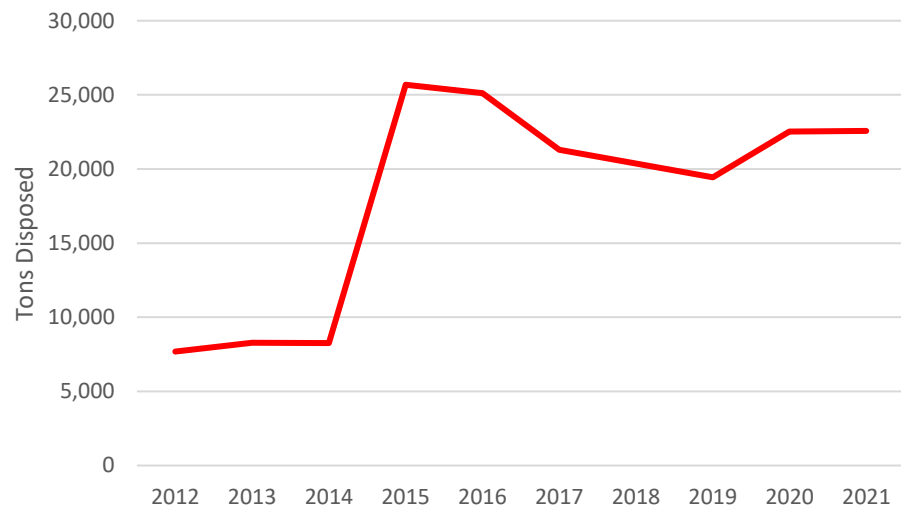
**Figure G-5. District Industrial Waste Generation: 2012-2021**



**3. Excluded Waste**

Excluded waste was determined to be more than 10.0 percent of the total waste disposed in the reference year. Generation data only includes disposal tonnage as recycling is not known. Generation went up dramatically in 2015 from primarily two landfills. Research on the reason for this increase has not resulted in any particular event, regulation or definition change in excluded waste to account for the increase. Since 2015, the amount of excluded waste has remained fairly consistent.

**Figure G-6. Excluded Waste Disposed in the District: 2012-2021**



## B. Generation Projections

Generation projections for the District's residential/commercial sector have been developed from projections included in Appendices D and E for disposal and recycling. These projections, which are presented in detail in Appendices D and E, are summarized below in **Table G-2**. In general, residential/commercial disposal tonnages are expected to increase annually. Recycling for the residential/commercial sector is projected to increase each year of the planning period.

Industrial disposal projections are included in Appendix D and are also included in Table G-2. Industrial generation (disposal and recycling) is not provided as it includes recycling which is not tracked in this Plan Update.

Excluded waste is projected to decrease during the planning period.

**Table G-2. Generation Projections**

	Year	Population	Residential/ Commercial		Industrial	Excluded Waste	Total Tons	Per Capita Generation (ppd)	Annual % Change in Total Tons
			Disposal	Recycle	Disposal	Disposal			
X First Year of Planning Period →	2021	52,388	38,428	12,775	6,290	22,405	79,898	8.36	-----
	2022	52,098	39,791	13,723	6,500	22,225	82,239	8.65	2.9%
	2023	51,888	38,595	13,419	6,546	22,047	80,606	8.51	-2.0%
	2024	51,677	36,876	13,515	6,592	21,870	78,852	8.36	-2.2%
	2025	51,467	36,726	13,613	6,638	21,694	78,670	8.38	-0.2%
	2026	51,146	36,497	13,711	6,684	21,520	78,413	8.40	-0.3%
	2027	50,898	36,319	13,811	6,731	21,348	78,209	8.42	-0.3%
	2028	50,649	36,142	13,911	6,779	21,176	78,008	8.44	-0.3%
	2029	50,401	35,965	14,012	6,826	21,007	77,810	8.46	-0.3%
	2030	50,224	34,261	14,115	6,874	20,838	76,088	8.30	-2.2%
	2031	49,894	35,603	14,218	6,922	20,671	77,414	8.50	1.7%
	2032	49,636	35,419	14,323	6,971	20,505	77,217	8.52	-0.3%
	2033	49,377	35,234	14,428	7,020	20,341	77,023	8.55	-0.3%
	2034	49,119	35,050	14,535	7,069	20,178	76,832	8.57	-0.2%
	2035	48,933	34,917	14,642	7,119	20,016	76,694	8.59	-0.2%
	2036	48,583	34,668	14,751	7,169	19,855	76,443	8.62	-0.3%
	2037	48,305	34,469	14,861	7,219	19,696	76,245	8.65	-0.3%
	2038	48,027	34,271	14,972	7,270	19,538	76,050	8.68	-0.3%
	2039	47,749	34,072	15,084	7,321	19,381	75,858	8.71	-0.3%





# **APPENDIX H**

## **STRATEGIC EVALUATION**



## APPENDIX H. Strategic Evaluation

Appendix H includes thirteen (13) strategic analyses as required by Format v4.1. Each analysis is contained in the sections outlined below. In general, existing district programs (with program ID) are discussed first, followed by any additional analysis not necessarily related to an existing program. All existing programs have been qualitatively evaluated using the suggestions included within Format v4.1 and any identified strengths, weaknesses and opportunities (SWO) are summarized at the end of each section. For programs where data is available, quantitative evaluations have also been incorporated. The following sections are included in Appendix H:

SECTION H-1	•RESIDENTIAL RECYCLING INFRASTRUCTURE ANALYSIS
SECTION H-2	•COMMERCIAL SECTOR ANALYSIS
SECTION H-3	•INDUSTRIAL SECTOR ANALYSIS
SECTION H-4	•RESIDENTIAL/COMMERCIAL WASTE COMPOSITION ANALYSIS
SECTION H-5	•ECONOMIC INCENTIVE ANALYSIS
SECTION H-6	•RESTRICTED AND DIFFICULT TO MANAGE WASTE ANALYSIS
SECTION H-7	•DIVERSION ANALYSIS
SECTION H-8	•SPECIAL PROGRAM NEEDS ANALYSIS
SECTION H-9	•FINANCIAL ANALYSIS
SECTION H-10	•REGIONAL ANALYSIS
SECTION H-11	•DATA COLLECTION ANALYSIS
SECTION H-12	•EDUCATION AND OUTREACH ANALYSIS
SECTION H-13	•PROCESSING CAPACITY ANALYSIS

According to the 2020 State Solid Waste Management Plan, solid waste districts must prepare solid waste management plans that demonstrate progress towards achieving the following ten goals: The analysis contained in Appendix H evaluates the District's overall compliance with these goals.

**Goal #1**

- The SWMD shall ensure that there is adequate infrastructure to give residents and commercial businesses opportunities to recycle solid waste.

**Goal #2**

- The SWMD shall reduce and recycle at least 25 percent of the solid waste generated by the residential/commercial sector. The industrial sector goal has been eliminated.

**Goal #3**

- The SWMD shall provide the following required programs: a Web site; a comprehensive resource guide; an inventory of available infrastructure; and a speaker or presenter.

**Goal #4**

- The SWMD shall provide education, outreach, marketing and technical assistance regarding reduction, recycling, composting, reuse and other alternative waste management methods to identified target audiences using best practices.

**Goal #5**

- The SWMD shall incorporate a strategic initiative for the industrial sector into its solid waste management plan.

**Goal #6**

- The SWMD shall provide strategies for managing scrap tires, yard waste, lead-acid batteries, HHW, and obsolete/end-of-life electronic devices.

**Goal #7**

- The SWMD shall explore how to incorporate economic incentives into source reduction and recycling programs.

**Goal #8**

- The SWMD will use U.S. EPA's Waste Reduction Model (WARM) (or an equivalent model) to evaluate the impact of recycling programs on reducing greenhouse gas emissions.

**Goal #9**

- The SWMD has the option of providing programs to develop markets for recyclable materials and the use of recycled-content materials.

**Goal #10**

- The SWMD shall report annually to Ohio EPA regarding implementation of the SWMD's solid waste management plan.

## SECTION H-1. Residential Recycling Infrastructure Analysis

This analysis evaluates the performance of the existing residential recycling infrastructure in Ashland County to determine if it is meeting the needs of the residential sector. As demonstrated in this section, the District has a robust recycling infrastructure with 15 drop-off recycling locations during the reference year. In addition, there are 2 non-subscription curbside communities in the District.

The first analysis conducted included a general infrastructure review for common recyclables generated by the residential sector. The following table identifies the common materials generated and if an outlet is available for the materials.

Recyclable Material	Local or Regional Outlet Availability	Availability
<b>Aluminum containers</b>	District Recycling Drop-Off Program City of Ashland Curbside Program Village of Loudonville Curbside Program	Daily to Weekly
<b>Corrugated cardboard</b>	District Recycling Drop-Off Program City of Ashland Curbside Program Village of Loudonville Curbside Program	Daily to Weekly
<b>Glass containers</b>	District Recycling Drop-Off Program Village of Loudonville Curbside Program	Daily to Weekly
<b>Mixed paper</b>	District Recycling Drop-Off Program City of Ashland Curbside Program Village of Loudonville Curbside Program	Daily to Weekly
<b>Newspaper</b>	District Recycling Drop-Off Program City of Ashland Curbside Program Village of Loudonville Curbside Program	Daily to Weekly
<b>Plastic containers</b>	District Recycling Drop-Off Program City of Ashland Curbside Program Village of Loudonville Curbside Program	Daily to Weekly
<b>Steel containers</b>	District Recycling Drop-Off Program City of Ashland Curbside Program Village of Loudonville Curbside Program Local and Regional Scrap Yards	Daily to Weekly

This broad-based analysis indicates a wide range of recycling services that covers the 2 largest communities and most townships in the District. In addition, there are local and regional scrap yards that take some ferrous and non-ferrous metals.

### A. Drop-off Recycling

The District provides 15 publicly-available recycling drop-off sites strategically located throughout the District. The following geographic analysis indicates the communities served by the recycle drop-off system.

## 1. Drop-off Recycling for Publicly-Available Sites

### a. Locations of Drop-off Sites

The District maintains a drop-off recycling collection program throughout much of Ashland County, with some of the drop-off sites having been established more than 20 years ago. The District's drop-offs are evenly distributed throughout the county as illustrated in the following figure which presents the location of each drop-off that operated during the reference year.

#### List of Recycling Drop-offs by Political Subdivision

Political Subdivision	At least one drop-off? <sup>1</sup>	Urban or Rural?
<i>Cities</i>		
<b>Ashland City</b>	✓	Urban
<i>Villages</i>		
<b>Bailey Lakes</b>	x	Rural
<b>Hayesville</b>	x	Rural
<b>Jeromesville</b>	x	Rural
<b>Loudonville</b>	✓	Rural
<b>Mifflin</b>	✓	Rural
<b>Perrysville</b>	✓	Rural
<b>Polk</b>	✓	Rural
<b>Savannah</b>	✓	Rural
<i>Townships</i>		
<b>Clear Creek Township</b>	✓	Rural
<b>Green Township</b>	✓	Rural
<b>Hanover Township</b>	✓	Rural
<b>Jackson Township</b>	✓	Rural
<b>Lake Township</b>	✓	Rural
<b>Mifflin Township</b>	✓	Rural
<b>Milton Township</b>	x	Rural
<b>Mohican Township</b>	✓	Rural
<b>Montgomery Township</b>	x	Rural
<b>Orange Township</b>	✓	Rural
<b>Perry Township</b>	✓	Rural
<b>Ruggles Township</b>	x	Rural
<b>Sullivan Township</b>	✓	Rural
<b>Troy Township</b>	✓	Rural
<b>Vermillion Township</b>	✓	Rural

<sup>1</sup> This table includes some double-counting. For instance, if a drop-off is located within a village, a check mark is included for that village as well as the township where the village is located.

An analysis of the number of drop-off sites indicates the following geographical results:

- There is 1 drop-off site per 986 in District population on average
- There is 1 drop-off site per 371 households in the District on average
- There is 1 drop-off site per 28.29 square miles in the District on average
- The only City in the District has 2 drop-off sites
- 5 out of 8 villages have a drop-off site
- 12 out of 15 townships have a drop-off site
- Quarterly audits of the program performance indicates several sites are close to capacity (based on number of containers and frequency of collection)

**b. *Materials Accepted, Minimum Standards, Size of Containers***

The drop-off recycling program accepts a comprehensive mix of materials, which include:

**Paper:**

- Newspapers
- Mixed Paper
- Magazines
- Cardboard: Corrugated
- Cardboard: Box board
- Cardboard: Shoe Boxes

**Cans/Containers:**

- Aluminum Beverage Cans
- Steel, Tin, Bimetal Food Cans
- Glass Containers

**Plastics:**

- Plastic Bottles and Jugs

All 15 District drop-offs meet the minimum standards to be classified as full-time, full-service drop-offs. Each of the 15 drop-offs is open 24 hours a day, 7 days a week. As stated above, each drop-off accepts a comprehensive list of materials, which exceeds the

minimum 5 materials designated as highly amenable for the residential sector to recycle.

The District's drop-off containers have a capacity of 8 cubic yards. Each site has a minimum of two recycle containers (1 for cardboard and paper and 1 for plastic/metal/glass). There are 55 total containers in the drop-off system (see section e for more details).

**c. Education and Awareness**

The District provides education and awareness programs to encourage residents to use the drop-offs for recycling, and provides information regarding the types of materials which are acceptable.

An analysis of the District's education of residents indicates the following:

- All drop-off sites contain the same signage and consistency of messaging
- All drop-off containers are the same color and size
- Every drop-off container has two signs indicating that bags are not acceptable in the program
- Adult participants are provided a variety of detailed flyers on the District web site including the following:
  - ✓ Recycle Right in 3 Easy Steps
  - ✓ What is and Is not Accepted in the Program
  - ✓ Drop-off Site Location Maps and Addresses
  - ✓ Other Opportunities to Recycle
- School age education is provided by the District's Environmental Educator. The stats on presentations made and number of students are as follows for 2021:
  - ✓ 450 lessons
  - ✓ 9,261 students

In addition, in 2022 and 2023, every single household in the County received 4 direct mailers that focused on the recycling drop-off program, how to participate correctly and what is accepted and not accepted.

Analyzing the effect of the education program can be attributed to the following:

- Increased pounds collected
  - ✓ Pounds collected has increased over 10,000 lbs per month since June 2021 on average
- Decreased contamination
  - ✓ Contamination has not been reported as a major issue by the District's contractor
- Phone calls on the program
  - ✓ Phone calls on the program indicate that most questions are related to what type of plastics are accepted followed by shred paper questions and how to bring recyclables to the sites since bags are not accepted
- Web site visits
  - ✓ Web site visits have increased from near zero hits per month to an average of 2,057 per month in 2021.

**d. Tons Recovered**

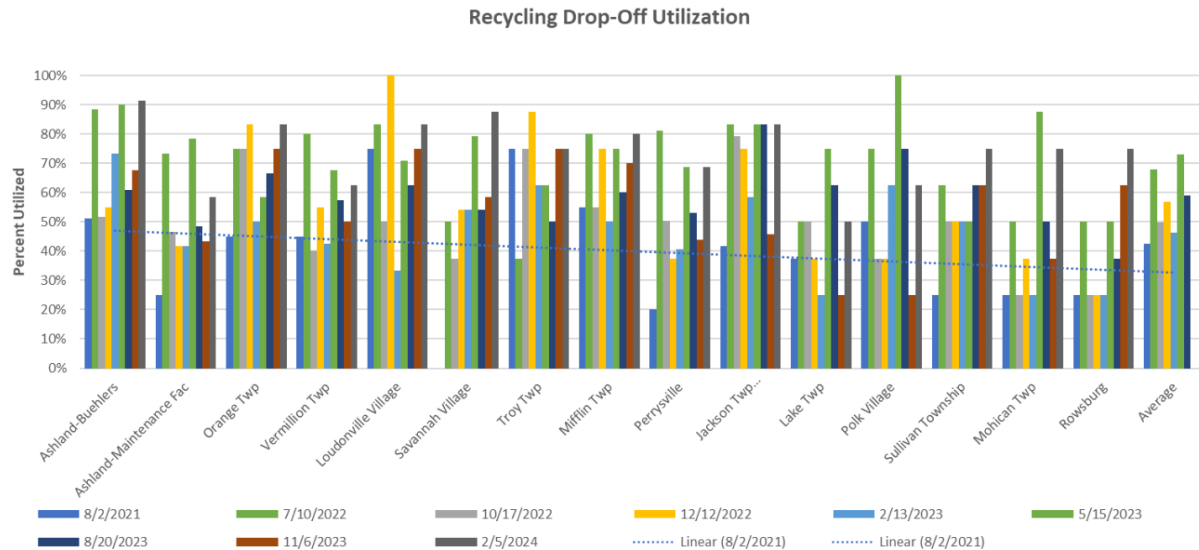
Tonnages at individual sites are not available. The following tons recovered analysis was conducted based on the partial year of 2021 since the program began in June (data is prorated to annual amounts when applicable):

Pounds collected per capita/month:	2.32
Pounds collected per capita/year:	27.84
Tons collected per month:	63.03
Tons collected per year:	756.36

**e. Utilization of Drop-off Program**

The District began conducting bi-yearly to quarterly audits of the drop-off program utilization. This analysis consisted of evaluating, on average, how full each container is prior to service. The purpose behind this ongoing assessment is to ensure all containers are being utilized and that the frequency of collection is appropriate for each site. The following chart depicts the container utilization by site for the two audits that were conducted in 2021, 2022 and 2023. The audits will continue throughout the planning period.





On average, the utilization of the containers improved from 43% in August of 2021 to 68% in July of 2022. The July 2022 audit may be skewed as it occurred right after a major holiday. Utilization stabilized in October of 2022 at 50%. In December of 2022, utilization increased to 57% and then decreased to 46% in February of 2023. For May of 2023, utilization jumped back up to 73%, the highest on record for the program. The number of sites that were above the overall average were:

- 6 or 15 sites in August of 2021
- 9 or 15 sites in July of 2022
- 5 or 15 sites in October of 2022
- 5 or 15 sites in December of 2022
- 8 of 15 sites in February of 2023
- 8 of 15 sites in May of 2023
- 8 of 15 sites in August of 2023
- 8 of 15 sites in November of 2023
- 10 of 15 sites in February of 2024

The following table indicates the number of 8 cubic yard containers at each site and the frequency of collection at the start of the contract in June of 2021:

Site	QN 8 CY	Frequency of Collection	Service Days
Ashland - Buehler's Fresh Food Market 1055 Sugarbush Drive, Ashland, Ohio	6-F 4-C	3/week	M, W, F
Ashland County Maintenance Facility 1270 Middle Rowsburg Rd, Ashland, Ohio	3-F 2-C	3/week	M, W, F
Cinnamon Lake 2188 Cinnamon Drive East, West Salem, Ohio	4-F 2-C	1/week	F
Lake Township Garage 2499 CR 175, Loudonville, Ohio	1-F 1-C	1/week	M
Loudonville Village Wally Road, North of Ballfields	1-F 1-C	1/week	M
Mifflin Twp - Township Garage 16 Maine Street E (State Rte. 603), Mifflin	3-F 2-C	1/week	W
Mohican Twp Garage 2008 SR 89, Jeromesville, Ohio	1-F 1-C	1/week	M
Orange Township, Nankin 930 CR 801, Ashland, Ohio (SR 58 and CR 801)	2-F 1-C	1/week	W
Perrysville Fire Department St. Rt. 39, Perrysville, Ohio	3-F 2-C	2/week	M, F
Polk Village Sewer Plant Congress St, Polk, Ohio	1-F 1-C	1/week	W
Rowsburg Community Center 199 US 250, Rowsburg, Ohio	1-F 1-C	1/week	F
Savannah Village Ball Park 55 Bailer Street, Savannah, Ohio	2-F 1-C	2/week	M, F
Sullivan Village Garage (Started 9/1/2021) 245 Twp Rd 501, Sullivan, Ohio	1-F 1-C	1/week	W
Troy Township 924 US Route 224, Nova, Ohio	1-F 1-C	1/week	F
Vermillion Twp- Ashland County- West Holmes Career Center 1763 St. Rt. 60 S, Ashland, Ohio	3-F 2-C	2/week	M, F

F=Fiber (cardboard and paper), C=Containers (bottles/cans/jars)

Based on the 9 audits conducted in 2021, 2022, 2023 and 2024 to date, several changes were made:

- Added new site in Savannah with 3 containers, 2 from Orange Twp and 1 from Ashland Maintenance Facility
- Added an additional container to Loudonville that came from Perrysville
- Increased the frequency of service for the Loudonville site to two times per week

The following table depicts the current drop-off program containers by site and frequency of collection.

Site	QN 8 CY	Frequency of Collection	Service Days
Ashland - Buehler's Fresh Food Market 1055 Sugarbush Drive, Ashland, Ohio	6-F 4-C	3/week	M, W, F
Ashland County Maintenance Facility 1270 Middle Rowsburg Rd, Ashland, Ohio	3-F 2-C	3/week	M, W, F
Cinnamon Lake 2188 Cinnamon Drive East, West Salem, Ohio	4-F 2-C	1/week	M
Lake Township Garage 2499 CR 175, Loudonville, Ohio	1-F 1-C	1/week	M
Loudonville Village Wally Road, North of Ballfields	2-F 1-C	2/week	M, F
Mifflin Twp - Township Garage 16 Maine Street E (State Rte. 603), Mifflin	3-F 2-C	1/week	W
Mohican Twp Garage 2008 SR 89, Jeromesville, Ohio	1-F 1-C	1/week	M
Orange Township, Nankin 930 CR 801, Ashland, Ohio (SR 58 and CR 801)	2-F 1-C	1/week	W
Perrysville Fire Department St. Rt. 39, Perrysville, Ohio	2-F 2-C	2/week	M, F
Polk Village Sewer Plant Congress St, Polk, Ohio	1-F 1-C	1/week	M
Rowsburg Community Center 199 US 250, Rowsburg, Ohio	1-F 1-C	1/week	W
Savannah Village Ball Park 55 Bailer Street, Savannah, Ohio	2-F 1-C	2/week	M, F
Sullivan Village Garage (Started 9/1/2021) 245 Twp Rd 501, Sullivan, Ohio	1-F 1-C	1/week	W
Troy Township 924 US Route 224, Nova, Ohio	1-F 1-C	1/week	F

Site	QN 8 CY	Frequency of Collection	Service Days
Vermillion Twp 1763 St. Rt. 60 S, Ashland, Ohio	3-F 2-C	2/week	M, F

**f. Cost of Drop-off Recycling**

The cost of the District’s drop-off program is based on a monthly fee charged and ranges from \$12,500 - \$13,800 per month (fuel surcharge/credit is the variable). The following cost analysis was conducted:

Cost of program per month:	\$12,500 - \$13,800
Cost per container placed per month:	\$236.00
Cost per average container services per month:	\$31.10
Cost per pound collected per month:	\$0.10
Cost per ton collected per month:	\$206.25

**g. Benchmarking Drop-Off Program**

The District obtained performance data from other Ohio solid waste districts from Ohio EPA. The data provided included the locations of sites and tonnage collected. To compare the District to other programs, the District chose the following counties and or solid waste districts:

Comparable Counties	Population
Ashland	52,447
Athens	62,431
Auglaize	46,422
Brown	43,676
Knox	62,721
Logan	46,150
Madison	43,824
Sandusky	58,896
Seneca	55,069
Shelby	48,230
Union	62,784
Washington	59,771
<b>Totals/Averages</b>	<b>53,535</b>

The District analyzed the general performance of each county to the District including the following:

- Population
- Square Miles in County
- Number of Sites
- Tons Collected
- Tons Collected Per Capita
- Pounds Collected Per Capita

The following table summarizes the data collected:

Comparable Counties	Pop	Sq Miles	# Sites	2021 Tons	Sites Per Sq Mile	Tons Per Capita	Pounds Per Capita
Ashland	52,447	424.4	15	756.36	28.29	0.014	28.84
Athens	62,431	506.8	11	812.13	46.07	0.013	26.02
Auglaize	46,422	401.3	10	1,053.85	40.13	0.023	45.40
Brown	43,676	491.8	17	629.19	28.93	0.014	28.81
Knox	62,721	527.2	17	1,357.33	31.01	0.022	43.28
Logan	46,150	458.5	16	2,501.90	28.66	0.054	108.42
Madison	43,824	465.2	9	19.24	51.69	0.000	0.88
Sandusky	58,896	409.2	14	1,253.00	29.23	0.021	42.55
Seneca	55,069	550.6	16	1,266.00	34.41	0.023	45.98
Shelby	48,230	409.3	8	223.50	51.16	0.005	9.27
Union	62,784	436.7	11	446.91	39.70	0.007	14.24
Washington	59,771	635.2	14	1,116.55	45.37	0.019	37.36
<b>Totals/Avg</b>	<b>53,535</b>	<b>476.35</b>	<b>13.17</b>	<b>953.00</b>	<b>37.89</b>	<b>0.018</b>	<b>35.92</b>

As can be seen with the data above, the following can be concluded:

- The District population is slightly above the average
- The District square miles is slightly below the average
- The District has slightly more sites than the average
- The District collected just under 200 tons less than the average
- The District is under the tons per capita average by .004 tons
- The District is 7.08 pounds per capita less than the average
- This Districts program is the newest of those compared in the table above

## **B. Conclusion and Possible Actions**

---

The District's recycling drop-off program has gone through a dramatic transformation from 2019-2021. This transformation involved a complete change in how recyclables are collected and processed. Since the new program did not start until June of 2021, many factors are still being evaluated. Even though the new program is only two years old at the time of the first draft of this Plan Update, the program performs well as compared to similar programs in other counties.

The District's program utilizes the most cost effective and efficient system used in the region and or state which includes the use of front load packer trucks and associated recycle containers. Each recycle container is designed for ease of use including dual sliding doors on each side for recyclables loading.

The District should continue to evaluate the program as it evolves and grows throughout the first 5 years of the planning period. Because the District has a limited budget, the actions listed below are meant to be achievable and sustainable into the future. Identifying lofty goals or possible actions were not developed for this Plan Update, instead, the following actions should be conducted for this program that are achievable and will assist the District in evolving this program over time:

1. Continue conducting quarterly performance and capacity audits of the program.
2. Conducting spot audits of participants using the program to engage with them to understand their recycling habits, their understanding of the program, contamination levels and other factors as needed to fully assess the program over time.
3. Continue to educate the participants of the program through presentations, web and social media, mailers and other forms of engagement to ensure the program grows sustainably.
4. Managing the current contract to ensure the contractor is performing per the requirements of the contract and associated request for proposal that was developed for the program.
5. Determining if the current contract should be extended beyond the first 5-year period or should a new RFP be issued. This decision should be made in late 2025 and early 2026.
6. Evaluate the option of dividing the recycling drop-off program into two collection and processing programs; cardboard, paper collected and processed separately from plastic, metal and glass. This analysis should be conducted if the current contract is not extended after the first 5 years of the initial contract.
7. Ensure the District owned recycling containers are maintained and presentable to the public throughout the planning period.

**C. Curbside Recycling**

There are currently two curbside recycling programs operating within Ashland County which includes the City of Ashland and the Village of Loudonville. Both programs are non-subscription. The following section analyses these programs to better understand their effectiveness.

**1. Curbside Recycling for the Public**

**b. Locations of Curbside Recycling**

The District 2 curbside recycling programs located in the City of Ashland and the Village of Loudonville. These programs cover the largest and second largest incorporated communities in the District.

**List of Curbside Recycling by Political Subdivision**

Political Subdivision	Non-Subscription	Subscription
<i>Cities</i>		
<b>Ashland City</b>	✓	X
<i>Villages</i>		
<b>Bailey Lakes</b>	X	X
<b>Hayesville</b>	X	X
<b>Jeromesville</b>	X	X
<b>Loudonville</b>	✓	X
<b>Mifflin</b>	X	X
<b>Perrysville</b>	X	X
<b>Polk</b>	X	X
<b>Savannah</b>	X	X
<i>Townships</i>		
<b>Clear Creek Township</b>	X	X
<b>Green Township</b>	X	X
<b>Hanover Township</b>	X	X
<b>Jackson Township</b>	X	X
<b>Lake Township</b>	X	X
<b>Mifflin Township</b>	X	X
<b>Milton Township</b>	X	X
<b>Mohican Township</b>	X	X
<b>Montgomery Township</b>	X	X
<b>Orange Township</b>	X	X
<b>Perry Township</b>	X	X
<b>Ruggles Township</b>	X	X
<b>Sullivan Township</b>	X	X

Political Subdivision	Non-Subscription	Subscription
Troy Township	x	x
Vermillion Township	x	x

An analysis of the number of curbside recycling programs indicates the following geographical results:

- 42% of the residents in the District have curbside recycling
- 58% of the residents in the District do not have curbside recycling
- The only City in the District has curbside recycling program
- The largest community in the District has a curbside recycling program
- 1 out of 8 villages have a curbside recycling program
- 0 out of 15 townships have a curbside recycling program

***h. Materials Accepted, Minimum Standards***

The curbside recycling programs accepts a comprehensive mix of materials, which include:

**Paper:**

- Newspapers
- Mixed Paper
- Magazines
- Cardboard: Corrugated
- Cardboard: Box board
- Cardboard: Shoe Boxes

**Cans/Containers:**

- Aluminum Beverage Cans
- Aerosol cans (Ashland only)
- Steel, Tin, Bimetal Food Cans
- Glass Containers (Loudonville only)

**Plastics:**

- Plastic Bottles and Jugs
- Plastic grocery bags/shrink wrap and stretch film (City of Ashland only)



Both District curbside programs meet the minimum standards to be classified as non-subscription. All residents in these communities are provided curbside recycling at no additional cost and residents do not have to opt into the program, the program is a part of there curbside services. As stated above, each curbside recycling program accepts a comprehensive list of materials, which exceeds the minimum 5 materials designated as highly amenable for the residential sector to recycle.

Both programs utilize small bins as the standard curbside recycling container. Loudonville has an option to go to carts for an additional rental fee.

***i. Education and Awareness***

The communities with curbside recycling offer their own education and resource materials. The District does provide environmental education for schools in and around the curbside communities about recycling in general.

***j. Curbside Performance and Metrics***

The following tons recovered analysis was conducted based on recycle data from each community for 2021:

Pounds collected per capita/month:	12.46
Pounds collected per capita/year:	74.75
Average people per household:	2.35
Pounds/household/year:	175.67
Tons collected per month:	68.5
Tons collected per year:	822

**Diversion Analysis by Household**

According to The Recycling Partnership (TRP), on average, the national rate of recovery from curbside recycling is 300-350 lbs/hh/year. TRP suggests that a good target recovery rate for communities would be 400-450 lbs./hh/year. They report some high performing communities achieve a 600 lbs./hh/year on average. The District averages 175.67 lbs per household per year which is well below the TRP range and 124-174 lbs per household per year lower that TRP target for a good recovery rate.

### **Diversion Analysis Per Capita**

Using the Ashland County average of 2.35 people per household and TRP household data above, on average, the national rate of recovery from curbside recycling per capita is 171 lbs with a target of 159 – 179 pounds per capita. High performing national communities have reported per capita recovery rates of 239 lbs per capita.

The average achieved by reporting District curbside communities in 2021 was 96 pounds below the national average according to TRP. The average achieved by reporting District curbside communities in 2021 was 84 – 104 pounds below the TRP suggested target recovery rate per capita.

### **Performance Compared to Previous Plan**

In the previous Plan Update reference year, District curbside communities recycled 807 tons in 2014 as compared to 822 tons in 2021, the reference year for this Plan Update. The increase of 15 tons or 2% was realized through the implementation of the last Plan Update.

### **Performance Compared to Drop-Off Program**

The curbside programs recycled 822 tons in 2021 as compared to the recycling drop-off program that recycled 756 tons in 2021. The difference is 66 tons. Curbside programs recycle 8% more than drop-off programs.

#### ***k. Utilization of Curbside Programs***

There is no known participation data from either community for their curbside programs.

#### ***l. Cost of Curbside Recycling***

The cost of each curbside program is controlled by the curbside communities.

#### ***m. Benchmarking Curbside Program***

The District obtained performance data from other Ohio solid waste districts from Ohio EPA. The data provided included communities with curbside recycling and tonnage collected. To compare the District to other programs, the District chose the following counties and or solid waste districts:

Comparable Counties	Population
Ashland	52,447
Athens	62,431
Auglaize	46,422
Brown	43,676
Knox	62,721
Logan	46,150
Madison	43,824
Sandusky	58,896
Seneca	55,069
Shelby	48,230
Union	62,784
Washington	59,771
<b>Totals/Averages</b>	<b>53,535</b>

The District analyzed the general performance of each county to the District including the following:

- Population
- Tons Collected
- Tons Collected Per Capita (overall county population)
- Pounds Collected Per Capita (overall county population)

The following table summarizes the data collected:

Comparable Counties	Pop	2021 Tons	Tons Per Capita	Pounds Per Capita
Ashland	52,447	822	0.016	31.35
Athens	62,431	1,276	0.020	40.88
Auglaize	46,422	829	0.018	35.72
Brown	43,676	443	0.010	20.29
Knox	62,721	0	0.000	0.00
Logan	46,150	683	0.015	29.60
Madison	43,824	1,276	0.029	58.23
Sandusky	58,896	998	0.017	33.89
Seneca	55,069	918	0.017	33.34
Shelby	48,230	878	0.018	36.41
Union	62,784	1,436	0.023	45.74
Washington	59,771	1,513	0.025	50.63
<b>Totals/Averages</b>	<b>53,535</b>	<b>922.67</b>	<b>0.017</b>	<b>34.67</b>

As can be seen with the data above, the following can be concluded:

- The District population is slightly above the average
- The District collected just under 100 tons less than the average

- The District is under the tons per capita average by .001 tons
- The District is .32 pounds per capita less than the average
- This District's program is the newest of those compared in the table above

#### **D. Conclusion and Possible Actions**

---

The curbside program is important because it provides the most convenient way for residents to recycle. The District has curbside recycling in the largest community in the District (Ashland) and the second largest community (Loudonville). No other curbside programs exist in the District. The District's population consists of 42% that have curbside recycling and 58% that do not.

Glass is still not collected by Ashland but the District has 2 recycling drop-off sites in the City that do accept glass. Both curbside communities are underperforming as compared to national statistics but perform better as compared to smaller rural counties in Ohio.

The District's communities run their own curbside recycling programs. Since only two communities representing 42% of the population has curbside recycling, the opportunity for program development with the other communities exists. Since the District is rural in nature with limited private sector competition and service offerings, there may be limited options to grow the curbside recycling program. With that said, the District should focus on the following:

1. Offer technical assistance to any community that desires to start a curbside recycling program such as overall guidance and bid specification assistance.
2. Conducting spot audits of program participation for the current programs (if requested by the communities). The audits would be similar to the tagging projects that have been conducted across Ohio and the Country.
3. Continue to educate school age children and adults on the proper way to recycle in general.

## SECTION H-2 and H-3 Business and Industrial Sector Analysis

This analysis considers both commercial/institutional **and** industrial businesses in the District since the District's business assistance programs service both similarly.

This analysis evaluates existing commercial and industrial waste recovery, the existing recycling infrastructure, and the existing programs and services offered by the District or the private sector. The goal of this analysis is to help the District identify types of businesses that could be targeted for additional recovery and determine if additional infrastructure or assistance is required to increase recovery of business waste streams.

### A. Business and Industry Profiles

The following sections discuss the largest companies and entities in the District based on their waste generation.

#### 1. Commercial/Institutional Establishments

Numerous commercial businesses and institutional organizations may have multiple properties within the District and many of these make solid waste management decisions independent of their parent business or organization. Therefore, for planning purposes, the District defines "establishment" as the physical location of a commercial/institutional and industrial property.

The following shows the top 50 waste generators that are commercial/institutional and industrial establishments.

#### Top 50 Commercial/Industrial/Institutional Generators

Company Name	Location
Ashland University	Ashland
Charles River Laboratories Inc	Ashland
Pentair	Ashland
Samaritan Medical Ctr Pharmacy	Ashland
Uh Samaritan Medical Ctr	Ashland
Walmart Supercenter	Ashland
Ashland Area Council	Ashland
Belmont Tower At Brethren Care	Ashland
Kingston Of Ashland	Ashland
Ohio Department of Transportation	Ashland
Snyder's-Lance Inc	Ashland
Step 2	Perrysville
Personnel Director	Ashland
Brethren Care Village	Ashland
Belmont Tower Apartments	Ashland
Bookmasters	Ashland

Company Name	Location
Atlas Bolt & Screw Co LLC	Ashland
Good Shepherd Home & Villa	Ashland
Crestview Board Of Education	Ashland
Custom Hoists Inc	Ashland
Packaging Corp Of America	Ashland
American Augers Inc	West Salem
Liqui-Box	Ashland
Mapleton High School	Ashland
Ashland Performance Materials	Ashland
Ashland High School	Ashland
Hedstrom Entertainment	Ashland
Ashland County Sheriffs Office	Ashland
Buehler's Fresh Foods	Ashland
Cowen Truck Line Inc	Perrysville
D-R Svc Inc	Ashland
Hedstrom Plastics Inc	Ashland
Home Depot	Ashland
Hospice Of North Central Ohio	Ashland
Pioneer National Latex	Ashland
Pioneer National Latex Inc	Ashland
Steel City Corp	Ashland
Tri State Youth Academy	Perrysville
Vacuum Parts	Ashland
Valley Transportation Svc Inc	Ashland
Wally World Riverside Resort	Loudonville
Ashland County Jobs & Family	Ashland
Elk & Elk Co LTD	Ashland
Fin Feather Fur Outfitters Inc	Ashland
Goschinski Fin Feather & Fur	Ashland
Lyn-Way Restaurant	Ashland
Tremco	Ashland
Ashland County-West Holmes Crr	Ashland
Ashland Theological Seminary	Ashland
Mohican Lodge & Conference Ctr	Perrysville

## **B. Business Recycling Infrastructure**

---

There are a variety of recycling service providers and recyclers that are available to District businesses. The following table identifies key companies or establishments that accepted recyclables from District businesses during the reference year. This list is not exhaustive of all recycling opportunities available to the business sector.

**Recyclers for District Commercial and Industrial Waste**

Company Name
Accurate IT
Diamond Pallets
DR Services
DR Services
Gateway
Guys Tires
Heritage Crystal Kleen
Kimble Recycling
Kurtz Rolloffs
Medina Recycling
Metal Conversions
Milliron Recycling
Ohio Batteries
Omni Source
PCS Metals
Pinnacle
Quincy
Richland County Recycling and Transfer Station
R&R Pallets
River Valley
Recycle-It
Republic Services
Royal Oak Recycling
Rumpke
Safety Kleen
Smetz Tire
Waste Management

Some of these recycling facilities will collect or accept waste from a business based on their proximity, amount available, and market value of the material. Select facilities provide drop-offs for businesses. In addition, the District is serviced by multiple hauling companies that are listed below.

Haulers
Ashland Universities Facilities Mgmt.
City of Ashland Sanitation Department
Republic Services
Rumpke

<b>Haulers</b>
Waste Management

### C. Landfill Diversion (Industrial Sector)

---

The landfill diversion analysis is being conducted for the industrial sector only. Recycling and disposal data can be isolated for the industrial sector, unlike the commercial sector which is combined with residential sector data.

In 2021, industrial businesses recycled approximately 11,723 tons of waste. As shown by the following table, corrugated cardboard comprise the majority of industrial sector recyclables followed by paper, ferrous metals and plastics. The following table shows the quantity of material recycled by the industrial sector in 2021.

**Table H-2.6. 2019 Industrial Recycling Tons by Material**

Description	Tons
Food (Composted)	150.00
Ferrous Metals	1,859.34
Non-Ferrous Metals	34.95
Corrugated Cardboard	4,211.43
All other paper	3,091.63
Plastics	1,512.63
Wood	513.34
Commingled Recyclables	316.73
Styrofoam	29.07
Ink/toner	4.28
<b>Totals</b>	<b>11,723.39</b>

A historical evaluation of the industrial sector shows the following tonnage recycled by year:

- 2017, a total of 21,518 tons
- 2018 a total of 19,757 tons
- 2019 a total of 19,676 tons
- 2020 a total of 16,776 tons
- 2021 a total of 11,723 tons

One of the overriding variables affecting increases and decreases of materials recycled in the industrial sector is due to whether or not a particular business responded to the District's recycling survey in a given year (2017-2021). Other factors that contribute to variations in tonnage include economic factors, energy/fuel pricing, and other economic issues. Since Ohio EPA changed the industrial



engagement and goals in the State Plan, recycling tonnage is not going to be tracked by the District starting in 2022.

The District offers the commercial and industrial sector several programs or initiatives including the following:

- Access to the District's recycling drop-off program for small volumes and manageable materials that are acceptable in the program.
- The District provides technical assistance to local businesses that request facility assessments and or solid waste management advice.
- The District is available to sponsor businesses for Ohio EPA market development grants and scrap tire grants if requested.
- A District Coordinator is available, if requested, to speak on various solid waste and recycling topics to any business.

#### **D. Conclusions and Possible Actions**

---

Since the industrial sector recycling goal is no longer tracked for the new state solid waste management plan, the District has concluded that its engagement with the industrial sector will focus on technical assistance, grant assistance and speaker engagement.

In addition, the District should promote Ohio EPA's Materials Market Place which is an online materials exchange. Through the participation in the OMMP, District businesses have the opportunity to generate cost savings, energy savings and create jobs through finding outlets for hard-to-recycle wastes and by-products.

Finally, the District should continue researching and engaging with the recycling industry and Ohio EPA on ways to increase recycling opportunities and services for businesses and institutional sector entities.

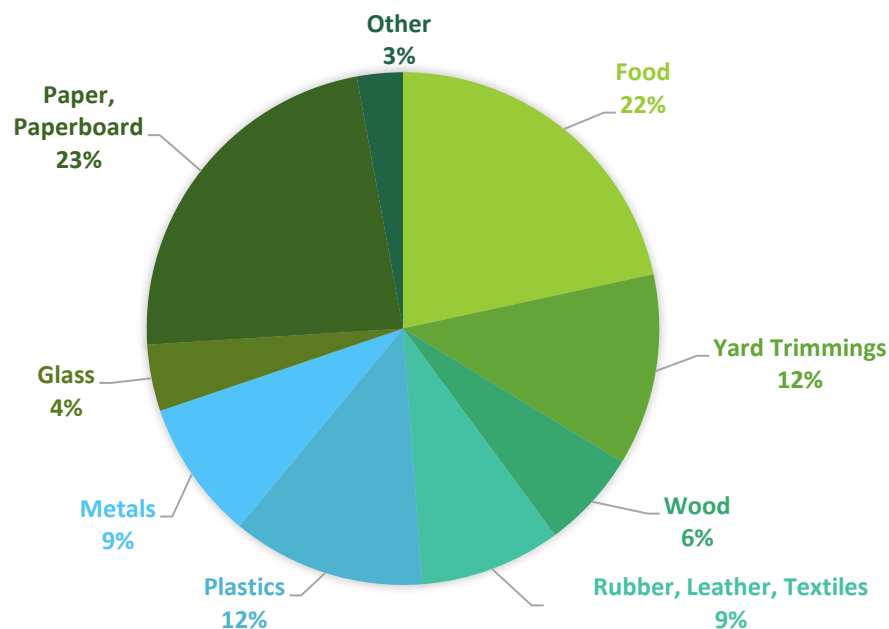
## SECTION H-4. Residential/Commercial Waste Composition

The purpose of this section is to look at the wastes that typically comprise the largest portions of the waste stream by weight and evaluate the availability of and need for programs to recover those materials. The District used the U.S. EPA's waste composition and waste generation estimates to conduct this analysis.

### A. Residential/Commercial Sector Waste Composition

According to U.S. EPA, paper and paperboard, food waste, and yard waste are the categories comprising the highest percentages of the residential/commercial waste stream by weight **before** any recycling takes place (see **Figure H-4.1**). Therefore, the District has targeted these waste streams for evaluating their management system in Sections B, C, and D of this analysis.

**Figure H-4.1. U.S. Residential/Commercial Waste Composition by Weight: 2018**



**Source:** US EPA. Advancing Sustainable Materials Management: 2018 Fact Sheet. December 2020.

The District's recycling programs (curbside, drop-off, yard waste) along with local and regional recycling facilities, brokers and scrap yards provide recycling opportunities for the majority of materials identified in the above composition. In 2021, the following were recycled:

**Table H-4.1 Reference Year (2021) Recycling Data**

Description	Tons Recycled
Appliances/White Goods	36.77
Household Hazardous Waste	42.94
Used Motor Oil	3.27
Electronics	0.00
Scrap Tires	1,125.30
Dry Cell Batteries	0.29
Lead-Acid Batteries	17.39
Food	638.75
Glass	4.85
Ferrous Metals	2,357.12
Non-Ferrous Metals	192.21
Corrugated Cardboard	3,895.54
All Other Paper	753.96
Plastics	146.58
Textiles	588.96
Wood	225.81
Rubber	0.00
Commingled Recyclables	961.80
Yard Waste	1,507.94
Ash (Recycled Only)	n/a
Non-Excluded Foundry Sand	n/a
Other-EPA	275.54
Other	0.00
Other	0.00
<b>Totals</b>	<b>12,775.01</b>

For the top three categories identified in the US EPA waste composition, the District reported the following recycled in 2021:

- Paper/cardboard – 4,649 tons
- Food waste – 639 tons
- Yard trimmings – 1,508 tons

These performance results were achieved through a combination of District programs and initiatives and the private sector facilities and generator programs.

## B. Paper/Cardboard

The District's recycling processor service providers are included in the following table:

**Table H-4.2 Reference Year (2021) Recycling Processors**

Facility Names	County	State	Type of Facility
Accurate IT	Franklin	Ohio	Processor
Diamond Pallets	Ashland	Ohio	Processor
Gateway	Cuyahoga	Ohio	MRF
Guys Tires	Ashland	Ohio	Tire Dealer
Kimble Recycling	Summit	Ohio	MRF
Medina Recycling	Medina	Ohio	MRF
Metal Conversions	Richland	Ohio	Processor
Milliron Recycling	Richland	Ohio	Scrap Yard
Omni Source	Richland	Ohio	Scrap Yard
Pinnacle	Summit	Ohio	Processor
Quincy	New Haven	Indiana	1142
R&R Pallets	Ashland	Ohio	Processor
Recycle-It	Cuyahoga	Ohio	MRF
Richland County Recycling and Transfer Station	Richland	Ohio	Transfer Station
River Valley	Summit	Ohio	Processor
Smetz Tire	Ashland	Ohio	Tire Dealer
Rumpke	Richland	Ohio	MRF
Waste Management	Summit	Ohio	MRF

Not every facility listed above accepts paper and cardboard.

The District's recovery rate per capita in 2021 was 177 lbs/person based on 4,649 tons of paper and cardboard recycled.

Based on US EPA data, 23% of the residential/commercial waste is paper and cardboard. The District generated 51,036 tons of residential/commercial waste in 2021. Applying the 23% US EPA to the District's waste generation, approximately 11,723 tons of paper and cardboard were generated in 2021. The District recycled 4,649 tons or 40% of the paper and cardboard generated. Approximately 7,074 tons of paper and cardboard are disposed of instead of being recycled using US EPA data.

### C. Food Waste Programs

---

The District's recovery rate per capita in 2021 was 5 lbs/person based on 131 tons of food waste composted.

Based on US EPA data, 22% of the residential/commercial waste is food waste. The District generated 51,036 tons of residential/commercial waste in 2021. Applying the 22% US EPA to the District's waste generation, approximately 11,228 tons of food waste were generated in 2021. The District recycled 131 tons or 1% of the food waste generated. Approximately 11,097 tons of food waste are disposed of instead of being recycled using US EPA data.

The District compared its food waste per capita tons and pounds to other similar population counties in the State of Ohio. The following table summarizes the data collected:

Comparable Counties	Population	2021 Tons	Tons Per Capita	Pounds Per Capita
Ashland	52,447	131	0.002	5.00
Athens	62,431	721	0.012	23.10
Auglaize	46,422	96	0.002	4.14
Brown	43,676	0	0.000	0.00
Knox	62,721	163	0.003	5.20
Logan	46,150	167	0.004	7.24
Madison	43,824	265	0.006	12.09
Sandusky	58,896	278	0.005	9.44
Seneca	55,069	1,055	0.019	38.32
Shelby	48,230	119	0.002	4.93
Union	62,784	609	0.010	19.40
Washington	59,771	141	0.002	4.72
<b>Totals/Averages</b>	<b>53,535</b>	<b>312</b>	<b>0.006</b>	<b>11.13</b>

As can be seen with the data above, the following can be concluded:

- The District population is slightly below the average
- The District collected 181 tons less than the average
- The District is under the tons per capita average by .004 tons
- The District is 6.13 pounds per capita less than the average

### D. Yard Waste Programs

---

Based on Ohio EPA reports, 5 Class III and Class IV composting facilities processed District yard waste in 2021. There was 1 located within the District. **Table H-4.2** identifies these facilities and the amount of material processed originating from within the District.

Table H-4.2 Class III and IV Compost Facilities and Processing Data

ID#	Facility or Activity Name	Class	Open to Public	Location	Tons Received from the SWMD	
					Food Waste	Yard Waste
<b>Compost Facilities</b>						
YW1	Paradise Composting	III	Yes	4300 Mechanicsburg Road Wooster, Ohio	0	184
YW2	Zollinger Sand & Gravel Co	IV	Yes	11687 Wadsworth Road Rittman, Ohio	0	7
YW3	Willo'dell Yard Waste	IV	Yes	1398 US Rte. 42 Ashland, OH	0	564
YW4	Park Enterprise Construction Co	IV	Yes	560 Barks Road West Marion, Ohio	0	752
YW5	Hauler and Walmart Food Waste Data	N/A		N/A	131	
<b>Total</b>					<b>131</b>	<b>1,507</b>
<b>Community Yard Waste Collection Programs</b>						
YW6	City of Ashland Yard Waste and Leaf Collection					0
<b>Total</b>					<b>0</b>	<b>0</b>

The District's recovery rate per capita in 2021 was 57 lbs/person based on 1,507 tons of yard waste composted.

Based on US EPA data, 12% of the residential/commercial waste is yard waste. The District generated 51,036 tons of residential/commercial waste in 2021. Applying the 12% US EPA to the District's waste generation, approximately 6,124 tons of yard waste were generated in 2021. The District recycled 1,507 tons or 25% of the yard waste generated. Approximately 4,617 tons of yard waste are disposed of instead of being recycled using US EPA data.

The District compared its yard waste per capita tons and pounds to other similar population counties in the State of Ohio. The following table summarizes the data collected:

Comparable Counties	Population	2021 Tons	Tons Per Capita	Pounds Per Capita
Ashland	52,447	1,507	0.029	57.47
Athens	62,431	2,179	0.035	69.81
Auglaize	46,422	1,497	0.032	64.50
Brown	43,676	77	0.002	3.53
Knox	62,721	3,238	0.052	103.25

Comparable Counties	Population	2021 Tons	Tons Per Capita	Pounds Per Capita
Logan	46,150	4,792	0.104	207.67
Madison	43,824	290	0.007	13.23
Sandusky	58,896	2,563	0.044	87.03
Seneca	55,069	1,969	0.036	71.51
Shelby	48,230	19,363	0.401	802.94
Union	62,784	4,891	0.078	155.80
Washington	59,771	3,237	0.054	108.31
<b>Totals/Averages</b>	<b>53,535</b>	<b>3,800</b>	<b>0.073</b>	<b>145.42</b>

As can be seen with the data above, the following can be concluded:

- The District population is slightly below the average
- The District collected 2,293 tons less than the average
- The District is under the tons per capita average by .044 tons
- The District is 87.95 pounds per capita less than the average

## **E. Conclusions and Possible Actions**

---

The residential/commercial waste composition analysis shows that the District is performing at a level consistent or lower than other rural solid waste districts. Given the recycling and composting infrastructure locally and regionally, there appears to be adequate opportunities for materials to be recycled or composted. Food waste stands out as the lowest performing diversion and may be the result of few Class II compost facilities and haulers in the area to provide food waste management services. Because the District is rural in nature, has a limited budget and staff, the core programs discussed in this Plan Update are deemed adequate and or an improvement from the previous Plan Update. No other suggested changes or priorities are identified based on this analysis.

## **SECTION H-5. Economic Incentive Analysis**

The District currently does not offer any economic incentive-based programs. However, the City of Ashland does limit residents to no more than six bags of garbage (maximum of 33 gallons each). Residents are charged for any additional bags of garbage at the rate of \$1 per bag. This rate structure does create an economic incentive to reduce the amount of trash and increase recycling within the City.

### **A. Conclusions and Possible Actions**

---

Given the rural nature of the District and the overall budget of the District, the District does not feel it is in a position to create economic incentive programs. The District does acknowledge that it can continue to offer technical assistance to support economic incentive programs especially in the residential/commercial sector for curbside recycling programs.



## SECTION H-6: Restricted and Difficult-to-Manage Waste Streams Analysis

A number of materials, while not typically found in solid waste in large quantities, are not desired in a landfill. These materials include scrap tires, household hazardous wastes, Pharmaceuticals, lead-acid batteries, e-waste (or electronics), and appliances. The District or local communities have programs designed to address each of these materials.

The first analysis conducted included a general infrastructure review for common difficult to manage materials generated by the residential sector. The following table identifies the common materials generated and if an outlet is available for the materials.

Recyclable Material	District, Local or Regional Outlet Availability	Service Availability
Appliances – Refrigerant Containing	2 Local facilities 1 regional facility 2023-refrigerant appliance voucher program	Daily
Appliances – Non-Refrigerant Containing	Local and regional scrap yards	Daily
Electronic waste	District annual Ewaste collection Local company options	Annually to Daily
Household batteries	District annual HHW collection	Annually
Household hazardous waste	District annual HHW collection	Annually
Lead acid batteries	District annual HHW collection Local scrap yards and parts stores	Annually to Daily
Pharmaceuticals	2 local options	Daily
Scrap tires	District scrap tire voucher program	Daily

### A. Household Hazardous Wastes (HHW)

The District historically conducted HHW events every other year through 2019. Events typically serviced approximately 200-300 cars and were held at the Ashland County Recycling Center. The costs for the events ranged from \$20,000 to \$35,000. No events were conducted in 2020.

The District contracted with a contractor to provide HHW services for scheduled temporary collection events beginning in 2021. The contract includes programs for 2021-2023 with optional extension years for 2024 and 2025. These events occur at the Ashland County Fairgrounds in Ashland, Ohio. The District conducted an HHW collection event on July 17, 2021.

The District provided the following:

- One District staff member shall be designated as the collection coordinator; and shall work with the contractor's program manager to resolve any questions or problems that may arise.
- Identify and obtain the use of any temporary collection site location
- All promotion and advertising of the collection event, and the list of materials and instructions shown in Attachment A. Contractor may be asked to assist by providing advice and information to be used in press releases, etc.
- Survey residents entering the site.

Household Hazardous Waste and Paint Collection Day


**Where:** Ashland County Fairgrounds (Main Gate)  
2042 Claremont Ave  
Ashland, Ohio

**When:** July 17, 2021 from  
8 am to 1 pm (Rain or Shine)

**Who:** Ashland County Residents  
(proof of residency required)



Acceptable Materials

Adhesives and glues, aerosols, antifreeze, automobile care products, BBQ and camping propane cylinders, diesel fuel, fire extinguishers, fluorescent bulbs (tube and compact), freon, gasoline, grease, helium cylinders, household cleaners, kerosene, motor oil, oil/solvent/latex-based paint and paint products, pesticides, pool chemicals, lubricants, medical oxygen cylinders, mercury containing products, rechargeable batteries, roof and driveway sealers

Not Acceptable

Business, school, government, or farm wastes, alkaline batteries, appliances, ammunition, automobile parts, containers larger than 5 gallons, DEA-controlled substances, electronic waste, explosives, gunpowder, medical or infectious waste, non-rechargeable batteries, prescription medications, PCB oil, transformers and capacitors, radioactive materials, or tires

For additional information or questions contact:  
**Ashland County Solid Waste District**  
Phone: 419-282-4263  
Email: [recycling@ashlandcounty.org](mailto:recycling@ashlandcounty.org)  
Website: [www.ashlandcounty.org](http://www.ashlandcounty.org)

The HHW contractor provided the following:

- Necessary staff to operation the temporary collection event.
- Project manager responsible for site management, staff supervision and point of contact for the District for all aspects of the collection event including pre and post collection event details.
- Unloading of resident vehicles.
- Carts for vehicle unloading.
- Traffic control both inside and outside the site.
- Cones for traffic control.
- Tools necessary to conduct HHW collection operation.

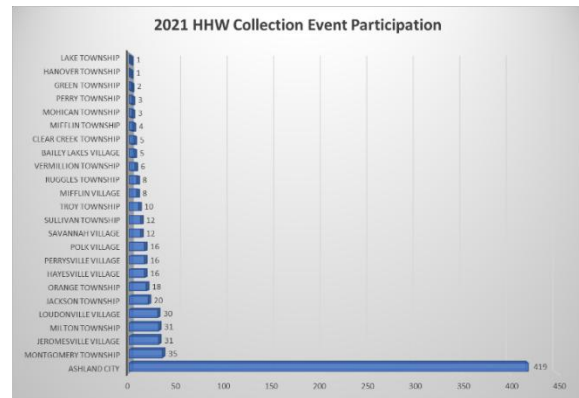
- Sorting and packaging of acceptable HHW materials including high hazard materials, lab packs (no packing lists required) and unknowns.
- Bulking (quart and larger sized HHW materials) of antifreeze and used oil only. No paint or other flammable liquids bulking, or any other bulking operations will be conducted.
- Packaging materials such as 5-55-gallon containers/drums, cubic yard boxes, overpacks, vermiculite, etc that meet the Department of Transportation's requirements.
- Label each container and provided labels (DOT and Packaging).
- Staging of high hazard materials, potential lab pack materials and unknowns in a special area for HHW contractor assessment and packaging.
- Load packaged HHW materials for offsite shipment in HHW contractor's transportation vehicles.
- Removal of all equipment, supplies and HHW materials at the conclusion of the special collection event
- Transportation equipment such as trailers, roll-off boxes, box trucks, etc.
- Shipment paperwork, manifests, bills of lading, container labels and vehicle placards to meet Department of Transportation requirements. Container labels will be provided in advance, so the District has an inventory of all labels and markings needed for each accepted HHW waste stream.
- Specialty supplies, containers and packing materials for high hazard materials, lab packs and unknowns. The District will supply standard containers (5-55-gallon steel, poly or fiber containers and cubic yard boxes) and packing materials but the HHW contractor is expected to supply all other materials needed to package and ship off-site these materials.
- Material handling equipment such as forklift, drum dolly, pallet jack, etc.
- Personal protective equipment such as gloves, aprons, Tyvek suits, goggles, boots, etc.
- Spill response equipment and supplies such as oil dry, absorbent pads, absorbent socks, mercury spill kit, etc.
- On-site health and safety plan.
- On-site standard operating procedure.
- Other materials, supplies, equipment needed to operate the collection event.



The following are the 2021 HHW event metrics:

- 712 cars attended
- 94,036 pounds of HHW collected
- \$37,837.86 project costs

The District also provides education to the public on its website regarding opportunities in the local and regional area for some HHW materials.



### Conclusions and Possible Actions

The District has successfully transitioned from accepting HHW at the now closed Ashland County Recycling Center on a bi-yearly basis to the annual HHW collections conducted at the Ashland County Fairgrounds. This transition occurred in 2021. The District feels comfortable that its service offerings for residential generated HHW meets the needs of the community. No additional collection programs are suggested for this Plan Update. The District should educate residents on the proper management of HHW whenever possible through its education program.

### B. Lead-Acid Batteries

The District collects lead-acid batteries at the annual HHW events. In 2021, the HHW event collected the following:

- 995 pounds of lead acid batteries

In addition to the annual HHW collection event, the District lists on its web page other locations that accept lead acid batteries throughout the year.

### Conclusions and Possible Actions

The District has successfully transitioned from accepting lead acid batteries, through the bi-annual HHW events, at the now closed Ashland County Recycling Center to the annual HHW collections conducted at the Ashland County Fairgrounds. This transition occurred in 2021. The District feels comfortable that its service offerings for residential generated lead acid batteries meets the needs of the community. No additional collection programs are suggested for this Plan Update. The District should educate residents on the proper management of lead acid batteries whenever possible through its education program.

### **C. Household Batteries**

---

The District collects household batteries at the annual HHW events. In 2021, the HHW event collected the following:

- 995 pounds of lead acid batteries
- 69 pounds of lithium batteries
- 21 pounds of alkaline batteries
- 491 pounds of NiMH batteries

In addition to the annual HHW collection event, the District lists on its web page other locations that accept certain household batteries throughout the year.

### **Conclusions and Possible Actions**

---

The District has successfully transitioned from accepting household batteries, through the bi-annual HHW events, at the now closed Ashland County Recycling Center to the annual HHW collections conducted at the Ashland County Fairgrounds. This transition occurred in 2021. The District feels comfortable that its service offerings for residential generated household batteries meets the needs of the community. No additional collection programs are suggested for this Plan Update. The District should educate residents on the proper management of household batteries whenever possible through its education program.

### **D. Scrap Tires**

---

The District historically collected scrap tires at the Ashland County Recycling Center until 2020 when the facility was closed. In 2021, the District formally closed its scrap tire storage facility as well.

The District then created a scrap tire voucher program in 2021 in conjunction with the Ashland County Health Department. The program was offered to all Ashland County residents. The voucher program allows any District resident to obtain 1 voucher per visit for up to 10 acceptable tires. The Ashland County Health Department operated under the following procedures:

- Work with the voucher distributors to ensure the following:
  - ✓ Provide the initial supply of vouchers to distributors in the program.
  - ✓ Ensure the distributors verify residency (Ashland County resident).
  - ✓ Ensure the distributors issue 1 voucher per visit for up to 10 acceptable tires.

- ✓ Ensure the distributors complete the tracking form for vouchers distributed.
  - ✓ Ensure the distributors submit completed forms monthly to the Ashland County Health Department.
  - ✓ Provide more vouchers as needed.
  - ✓ Ensure the distributors communicate any issues, concerns or questions to the District or Health Department as needed.
  - ✓ Answer phone calls on the program from residents.
- Work with the scrap tire dealers to ensure the following:
    - ✓ Ensure the scrap tire dealers accept up to 1 voucher per visit for up to 10 acceptable tires (passenger and light truck).
    - ✓ Ensure the scrap tire dealers do not accept tractor, semi-truck or commercial tires.
    - ✓ Ensure the scrap tire dealers complete the tracking forms for vouchers processed and submit monthly with their invoice for tires accepted to the Ashland County Health Department.
    - ✓ Ensure the scrap tire dealers communicate any issues, concerns or questions to the Ashland County Health Department as needed.
  - Work with the Ashland County Commissioners and District to add or subtract dealers and distributors as needed as the program grows or changes.
  - Conduct annual or more frequent audits of the voucher distributors and scrap tire dealers to ensure effectiveness of the program and to identify any issues.
  - The Ashland County Commissioners reserves the right to adjust, change, retract, increase, or terminate the program at any point, with or without cause.
  - The Ashland County Commissioners and Solid Waste District will provide the following:
    - ✓ Payment for approved tires accepted at the scrap tire dealers per separate agreements with the dealers.
    - ✓ Review and approve the vouchers and reporting forms used in the program.
    - ✓ Advertise and promote the program.

The District, working with the Ashland County Health Department, partnered with the 5 following entities to distribute vouchers to residents:

County Health Department  
1763 State Route 60  
Ashland OH 44805

Commissioners Office  
110 Cottage Street 2nd Floor  
Ashland OH 44805

Loudonville Village Hall  
156 N. Water Street  
Loudonville OH 44842

Polk Market & Deli  
401 N. Main Street  
Polk OH 44866

Sullivan Market  
246 State Route 58  
Sullivan OH 448880

The scrap tire voucher distributors operated as follows:

- Verify residency (Ashland County resident)
- Issue 1 voucher per visit for up to 10 acceptable tires
- Complete attached tracking form for vouchers distributed
- Submit completed form monthly to Ashland County Health Department
- Request more vouchers as needed through the Ashland County Health Department (1763 State Route 60, Ashland, Ohio, Attention Jen Helbert, 419-282-4231)
- Communicate any issues, concerns or questions to the District or Health Department as needed

**Scrap Tire Voucher Program**

**Who:** Ashland County Residents Only (proof of residency required)

**What:** Passenger, light truck, ATV, and motorcycle tires, clean and off the rim. Ten (10) tire limit per voucher per load.

**How:** Obtain voucher from one of the locations listed below. Issued voucher will have approved tire dealer information.

**Where: Voucher Locations**  
(One voucher issued per visit)

<p><b>County Health Department</b> 1763 State Route 60 Ashland OH 44805 Monday-Friday 8AM-4PM</p>	<p><b>Commissioners Office</b> 110 Cottage Street 2nd Floor Ashland OH 44805 Monday-Friday 8AM-4PM</p>
<p><b>Loudonville Village Hall</b> 156 N. Water Street Loudonville OH 44842 Monday-Friday 8AM-4PM</p>	<p><b>Polk Market &amp; Deli</b> 401 N. Main Street Polk OH 44866 Sunday-Saturday 6AM-10PM</p>
<p><b>Sullivan Market</b> 246 State Route 58 Sullivan OH 448880 Sunday-Saturday 8:30AM-8:00PM</p>	

**When:** Year-round or until vouchers are allotted.

For additional information or questions contact:  
**Ashland County Health Department**  
Phone: 419-282-4337  
Email: [recycling@ashlandcounty.org](mailto:recycling@ashlandcounty.org)  
Website: [www.ashlandcounty.org](http://www.ashlandcounty.org)

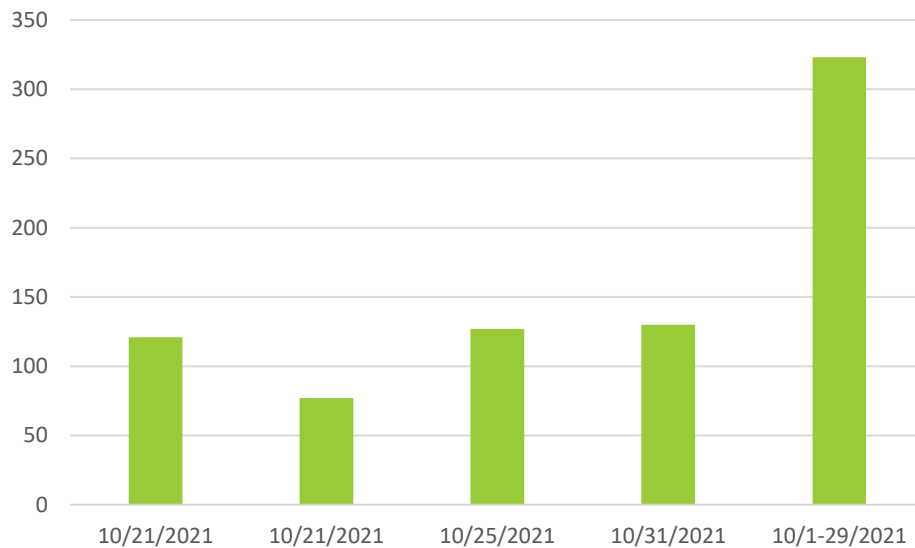
The District partnered with two scrap tire dealers in the City of Ashland to receive and ensure proper management of the scrap tires. The dealers operated under the following procedures:

- Accept up to 1 voucher per visit for up to 10 acceptable tires (passenger and light truck)
- No tractor, semi-truck or commercial tires accepted
- Complete attached tracking form for vouchers processed and submit monthly with your invoice for tires accepted to the Ashland County Health Department (1763 State Route 60, Ashland, Ohio, Attention Jen Helbert, 419-282-4231)

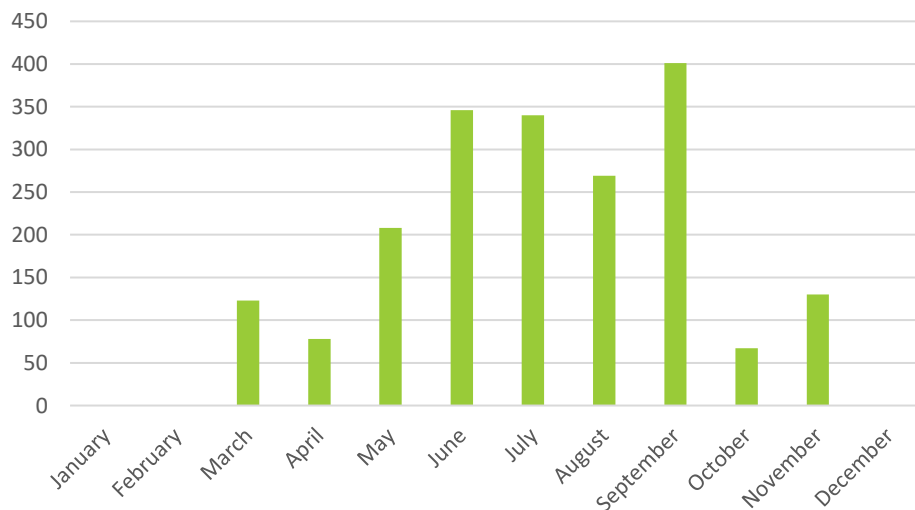
- Communicate any issues, concerns or questions to the Ashland County Health Department as needed

In 2022, the District assumed management of the program from the Health Department. The following charts depict the volumes of tires collected in 2021 and 2022:

**Scrap Tire Program: 2021 Volumes**



**Scrap Tire Program: 2022 Volumes**



The District pays two local tire dealers by the tire type for each qualifying voucher that is redeemed. The following were the program costs for 2021 and 2022:



- 2021 - \$4,429.00
- 2022 - \$11,916.50

In late 2022 and into 2023, the District also included illegally dumped tires collected by District communities as acceptable in the program. The communities are instructed to contact the District in advance to schedule the delivery of the tires. The following totals of illegally dumped tires were delivered by the communities in 2022: 106 tires

Finally, the District created a illegal scrap tire dumping poster that is located on the District's web site.



## Conclusions and Possible Actions

---

The District has successfully transitioned from accepting scrap tires at the now closed Ashland County Recycling Center on a weekly basis to the new voucher program. This transition occurred in 2021. The District feels comfortable that its service offerings for residential generated scrap tires and illegally dumped scrap tires meets the needs of the community. No additional collection programs are suggested for this Plan Update. The District should educate residents on the proper management of scrap tires whenever possible through its education program.

## E. Farm Tire Collection Event

---

The District historically did not collect scrap tires at the Ashland County Recycling Center from farmers. Ashland County is mostly rural with over 160,000 acres dedicated to farm activities. This equates to 56.51% of land use/cover dedicated to farming activities. The average size farm is 143 acres and there are over 1,100 farms operating in the County.

In 2021, the District determined that scrap tires generated at local farms should be collected and recycled. The District applied for a grant from Ohio EPA to conduct a Farm Tire Event. The District was successful in the grant application and prepared for and implemented the 1<sup>st</sup> ever Farm Tire Collection event on August 30, 2022. The program was designed as an appointment-based participation for Ashland County Farms only. The District engaged with a stakeholder group to assist in the development of the program and to promote top local farmers. The group consisted on the following:

- Ashland County Commissioners
- Ashland County Solid Waste District
- Ashland County Soil and Water District
- Ashland County Health Department
- Ashland County Fairgrounds
- Ashland County Sheriff
- US Department of Agriculture
- Ohio Farm Bureau
- Loudonville Farm Equity
- Centerra Co-Op
- Nutrien Ag Solutions
- Wellington Equipment
- Ashland Tractor

The following metrics were achieved for this event:

- 96 farms participated
- 5,055 tires were collected
- \$1.00/per tire was charged at the vent
- \$5,055 was collected for the tires accepted at the event
- 16 tractor trailer loads from Fairgrounds
- 1 direct haul load from Fairgrounds to Willig on day of event by farmer
- 2 trailer loads from 1 farm before event
- 19 total trailer loads
- 596,000 pounds of tires or 298 tons
- \$69,900 in transportation, processing costs
- \$5,000 in labor and equipment costs over two days
- \$74,900 total project cost (\$7.96/pound or \$251.34/ton or \$14.82/tire)
- Just under 10% of the farms in Ashland County participated in this event

Late in 2022, the District decided to apply for another grant from Ohio EPA for a Farm Tire Collection in 2023 under the premise that the District would evaluate a sustainable model for future collections in the Plan Update. The District evaluated the costs and user fees options for the 2023 and decided to conduct the event in the same way as 2022. From the lessons learned from the 2022 event, the District will not accept tires with rims in 2023.

### **Conclusions and Possible Actions**

The District feels that local farms need collection services for the scrap tires they generate. Possible options for this Plan Update include the following:



**Ashland County Farm Tire Collection Event**

**Where:** Ashland County Fairgrounds (Main Gate)  
2042 Claremont Ave  
Ashland, Ohio

**When:** August 30-31, 2022  
Per Scheduled Appointment Date/ Time (Rain or Shine)

**Who:** Ashland County Farms Only  
**(PRE-REGISTRATION REQUIRED)**

**Registration:** Call 419-282-4338 between August 8 – August 26, 2022  
Exact number and type of tires will be required to register (51" or larger, 30-50" and up to 30" sized tires)

**How Much:** \$1.00 per acceptable tire (cash or check accepted)

**Acceptable Materials**  
Ashland County Farm tires including: tractor, combine, loader, trailer, pick-up truck, medium duty truck, semi-truck, skid-steer, dump truck, excavator or light duty vehicle on or off the rim. No limit on acceptable tires

**Not Acceptable Tires or Entities**  
Business, agri-businesses, school, government, tire dealers/resellers, non-profit organizations, elevator or seed companies, maintenance or repair companies

For additional information or to register:  
**Ashland County Solid Waste District**  
Phone: 419-282-4338  
Email: recycling@ashlandcounty.org  
Website: www.ashlandcounty.org

Partial Funding by  
**Recycle Ohio**  
Ohio Environmental Protection Agency

- Conduct annual events in the same way as 2022
- Conduct annual events with a tier user fee system
  - \$1.00 per passenger/light truck tire off rim
  - \$10.00 per semi and tractor tires of the rim
  - \$15.00 per combine and large tires
  - Or some other variation of user fees based on tire size
- Conduct bi-annual events with the same user fee as 2022 (\$1.00/tire)
- Conduct bi-annual events with a tier user fee system
  - \$1.00 per passenger/light truck tire off rim
  - \$10.00 per semi and tractor tires of the rim
  - \$15.00 per combine and large tires
  - Or some other variation of user fees based on tire size
- Conduct events when grant money is available and can be awarded to the District
- Conduct no events
- Develop a farm tire voucher program modeled after the District’s residual scrap tire voucher program

**F. Electronic Waste**

The District historically collected electronics (or E-waste) at the Ashland County Recycling Center until 2020 when the facility was closed. The District charged a fee for each electronic material accepted.

In preparation for this Plan Update and with the closure of the Ashland County Recycling Center, the District evaluated E-waste collection options. The District decided in 2021 to conduct annual events in the same vane as the HHW events at the fairgrounds. A contract was developed for annual E-waste events starting in 2022. The contract includes annual event in 2022 thru 2025. In 2022, the collection event included the following metrics:



- 540 cars attended
- \$28,738 project cost
- 7,711 pounds of personal computers
- 34,329 pounds of CRTs
- 8,401 pounds of flat panel TVs
- 5,567 pounds of printers
- 5,848 pounds of misc E-waste

- 4,066 pounds of stereos
- 181 pounds of wire
- 1,685 pounds of monitors
- 67,788 total pounds collected

No fees were charged at the 2022 E-waste event.

In 2023, the collection event included the following metrics:

- 362 cars attended
- \$16,041.20 project cost
- 2,974 pounds of personal computers
- 19,434 pounds of CRTs
- 6,548 pounds of flat panel TVs
- 2,464 pounds of printers
- 2,688 pounds of misc E-waste
- 3,121 pounds of stereos
- 897 pounds of wire
- 924 pounds of monitors
- 39,050 total pounds collected

No fees were charged at the 2023 E-waste event. In addition to the public event, the District also conducted a secondary collection for County government offices, the City of Ashland and a few residents that missed the 2023 collection. The metrics for this initiative was as follows:

- 6 cars attended
- 5 County departments
- 1 City of Ashland department
- \$840.30 project cost
- 100 data storage units
- 705 pounds of personal computers
- 773 pounds of CRTs
- 248 pounds of APC's
- 248 pounds of flat panel TVs
- 354 pounds of printers
- 254 pounds of monitors
- 3,753 total pounds collected

## Conclusions and Possible Actions

The District has successfully transitioned from accepting E-waste at the now closed Ashland County Recycling Center on a weekly basis to the annual collection events at the fairgrounds. This transition occurred in 2021. The District feels comfortable that its service offerings for residential generated E-waste meets the needs of the community.

The District did collect E-waste from County departments and the City of Ashland in 2023. Future collections for other County community governments, institutions, non-profits and small businesses may be additional targeted generators depending on budget. The District should educate residents on the proper management of E-waste whenever possible through its education program.

## G. Appliances

The District provided for the collection of appliances at the Ashland County Recycling Center up to 2020 when the facility was closed.

During 2021, the District evaluated the local and regional service providers that accept appliances for recycling. The District developed a detailed recycling resource guide in 2021 that included several locations where residents and businesses could recycle their appliances. This process was used into 2022. By late 2022, the District evaluated the option of conducting an appliance collection event at the fairgrounds in the same manner as the HHW and the new E-waste events. These events rely on the contractor to unload the cars, pack the materials and recycle or properly dispose of the collected materials. This evaluation and market research concluded that there were no contractors that could conduct a collection event in the same manner as the District’s other one day events.

**Refrigerant Containing Appliance Recycling Program**

**Who:** Ashland County Residents Only (proof of residency required)  
**No** business, government, school, farm or other institution generated refrigerant containing appliances permitted.

**What:** Refrigerant Containing Appliances: full size refrigerators (no food inside), small college dorm style refrigerators (no food inside), deep freezers (no food inside), dehumidifiers, air conditioners – window style and full size house styles. Most refrigerant is accepted such as R-12, R-134a, R-410a and R-22. R-500, R-502 and R-504 may require you to deliver to a regional recycler instead of our local recycler or may not be acceptable in this program. A tag or label should say what refrigerant your appliance contains.

**How:** Obtain voucher from the location listed below. Issued voucher will have approved refrigerant containing appliance recycler information where you can deliver the acceptable refrigerant based appliance free of charge. Voucher good for 2 refrigerant containing appliances at a time.

**How Much:** No cost

**Where:** **Voucher Location** (One voucher issued per visit)  
 Ashland County Solid Waste District (Commissioners Office)  
 110 Cottage Street  
 2nd Floor  
 Ashland OH 44805

For additional information or questions contact:  
**Ashland County Solid Waste Management District**  
 Phone: 419-282-4338  
 Email: jskora@ashlandcounty.org  
 Website: www.ashlandcountyoh.us

The District then evaluated the option of promoting the existing infrastructure of non-refrigerant appliance recyclers and creating a voucher program for refrigerant containing appliances in late 2022 and early 2023. The District determined this service model provides adequate services the residents that have appliances. The new refrigerant containing appliance voucher program was started in February of 2023. The adjacent flyer depicts how the program operates.

## **Conclusions and Possible Actions**

---

The District feels comfortable that its service offerings for residential generated appliances meets the needs of the community. No additional programs or initiatives are suggested for this Plan Update. The District should educate residents on the proper management of appliances whenever possible through its education program.

## SECTION H-7. Diversion Analysis

The table below shows the amounts which were disposed and diverted from disposal through recycling from 2017 to 2021. Diversion in the residential/commercial sector has fluctuated since 2017, but was slightly higher during 2018-2019. Recycling in the industrial sector has also fluctuated, but has been declining since 2017.

### Disposal and Recycling in the Ashland County SWMD: 2017 – 2021

Year	Population	Residential/ Commercial		Industrial		Excluded	Total	Per Capita Generation (ppd)	Annual % Change in Total Tons
		Disposal	Recycled	Disposal	Recycled				
2017	53,673	35,855	9,518	6,595	21,518	21,298	94,784	9.7	
2018	53,727	35,496	13,263	9,265	19,757	20,374	98,155	10.0	<b>3.56%</b>
2019	53,418	34,974	12,803	7,579	19,676	19,194	94,226	9.7	<b>-4.00%</b>
2020	52,420	40,249	15,423	9,441	16,776	17,345	99,234	10.4	<b>5.31%</b>
<b>2021</b>	<b>52,388</b>	<b>39,867</b>	<b>12,775</b>	<b>6,290</b>	<b>11,723</b>	<b>20,695</b>	91,350	9.6	<b>-7.94%</b>

#### A. Residential/Commercial Sector

The District's residential/commercial recycling (or diversion) rate during the past five years has increased from 20.98% in 2017 to nearly 28% in 2020. The rate decreased to 24% in 2021 due to changes in the way data is collected and analyzed (see the following table). The per capita diversion rate as measured in terms of pounds per person per day (PPD) has increased as well.

#### Residential/Commercial Diversion Rates: 2017 – 2021

Year	Diversion Rate	
	Percent	Per Capita (PPD)
2017	20.98%	1.0
2018	27.20%	1.4
2019	26.80%	1.3
2020	27.70%	1.6
2021	24.27%	1.3

Compared to other similar SWMDs in Ohio, the diversion rate for the District is the third highest percentage recycled and third highest per capita recycled (see Table below). The average recycling rate was 23.51% with the District .75% higher than the average. The average per capita rate was 1.3 with the District equaling that average. The similar districts in the analysis were chosen based on similar

demographics. The statewide recycling rate is 28.02% with the District below this average by 3.75%.

**Residential/Commercial Sector  
Diversion Rates for Ohio Rural SWMDs: 2021**

SWMD Name	Diversion Rate	
	Percent	Per Capita (PPD)
Ashland	24.27%	1.3
Auglaize	35.37%	1.6
Clinton	35.06%	2.8
Darke	14.05%	0.9
Huron	17.14%	0.8
Preble	15.19%	0.6

**B. Industrial Sector**

---

The District's industrial recycling (or diversion) rate during the past five years has fluctuated from a high of 76.54% in 2017 to a low of 63.99% in 2020. The per capita diversion rate as measured in terms of pounds per person per day (PPD) has decreased from a high of 2.2 in 2017 to a low of 1.2 in 2021.

**Industrial Recycling Rates for District: 2017 - 2021**

Year	Diversion Rate	
	Percent	Per Capita (PPD)
2017	76.54%	2.2
2018	68.08%	2.0
2019	72.19%	2.0
2020	63.99%	1.8
2021	65.08%	1.2

Compared to other similar SWMDs in Ohio, the diversion rate for the District is the fourth highest percentage recycled and fifth lowest per capita recycled (see Table below). The average recycling rate was 73.46% with the District 8.38% lower than the average. The average per capita rate was 4.6 with the District lower than average by 3.4. The similar districts in the analysis were chosen based on similar demographics. The statewide recycling rate is 53.47% with the District 11.6% higher than the average.

**Industrial Diversion Rates for Ohio Rural SWMDs: 2021**

SWMD Name	Diversion Rate	
	Percent	Per Capita (PPD)
Ashland11723	65.08%	1.2



SWMD Name	Diversion Rate	
	Percent	Per Capita (PPD)
Auglaize	39.42%	6.3
Clinton	99.03%	10.1
Darke	88.00%	1.0
Huron	90.85%	6.3
Preble	58.38%	2.8

### C. Conclusions and Possible Actions

---

The residential/commercial waste diversion analysis shows that the District is performing at a level consistent with other rural solid waste districts. Given the recycling and composting infrastructure locally and regionally, there appears to be adequate opportunities for materials to be recycled or composted. Because the District is rural in nature, has a limited budget and staff, the core programs discussed in this Plan Update are deemed adequate and or an improvement from the previous Plan Update. No other suggested changes or priorities are identified based on this analysis.

Since the industrial sector recycling goal is no longer tracked for the new state solid waste management plan, the District has concluded that its engagement with the industrial sector will focus on technical assistance, grant assistance and speaker engagement.

## SECTION H-8. Special Program Needs Analysis

Format v4.1 defines Section 8 as programs which are specifically funded under the authority granted in Ohio Revised Code Section 3734.57(G)(3) through (9). These program areas of allowable uses for SWMD funds collected under ORC Section 3734.57 are as follows:

- Section 3734.57(G)(3). Boards of Health, Solid Waste Enforcement

The District has provided \$5,000 per year to the Ashland County Health Department for solid waste enforcement activities under Section 3734.57(G)(3).

- Section 3734.57(G)(4). Counties, Road/Facility Maintenance

The District does not provide any funding under this section.

- Section 3734.57(G)(5). Boards of Health, Water Well Sampling

The District does not provide any funding under this section.

- Section 3734.57(G)(6). Out-of-state Waste Inspection

The District does not provide any funding under this section.

- Section 3734.57(G)(7). Enforcement of Anti-littering

The District does not provide any funding under this section.

- Section 3734.57(G)(8). Boards of Health, Training & Certification

The District does not provide any funding under this section.

- Section 3734.57(G)(9). Cities and Townships, Road maintenance, public services, etc.

The District does not provide any funding under this section.

### A. Conclusions and Possible Actions

---

The District's involvement with the Ashland County Health Department over the years has evolved to the current financial support for solid waste enforcement activities. The District should continue this partnership.

## SECTION H-9. Financial Analysis

The financial analysis has been divided into three parts: Revenues, Expenses, and District Fund Balances.

### A. Revenues

The District's historical revenue from 2017-2021 has fluctuated because of the following changes:

- \*The Ashland County Recycling Center operated during 2017-2019 with no changes and partially in 2020.
- \*\*The Ashland County Recycling Center closed in 2020 resulting in lower revenue and expenses.
- \*\*The District began tracking revenue and expenses for both District operations and the post closure care of the closed Ashland County Landfill in 2021. The District also began its new recycling drop off program in June of 2021 under a private contract.
- \*\*\*\*The District hired a part time District Coordinator in May of 2022. A new contract for the HHW program, Ewaste Program and the first ever Farm Tire Collection Event were conducted in 2022. The District also received a grant from Ohio EPA to conduct the Farm Tire Event and a 4-part mailing to all households in the County for education materials for the recycling drop-off program. The 1<sup>st</sup> and 2<sup>nd</sup> mailer went out in 2022 and the 3<sup>rd</sup> and 4<sup>th</sup> mailer went out in early 2023.

The following tables shows the overall revenue, expenses and fund balance for the years 2017-2021 bases on the above changes:

Description	2017*	2018*	2019*	2020**	***2021
<b>Revenue</b>	\$990,263	\$931,953	\$837,024	\$386,296	\$658,513
<b>Expenses</b>	\$869,932	\$908,064	\$960,243	\$159,828	\$378,096
<b>Fund Balance</b>	\$209,301	\$233,198	\$109,979	\$336,448	\$616,866

For comparison, the following is the financials for 2022\*\*\*:

Revenue	\$544,774
Expenses	\$528,778
Fund Balance	\$1,096,094

The District's main revenue sources are as follows:

- District operations - \$8.00/ton contract fee paid for every ton disposed at a designated or waived facility. Revenues range from \$360,000 - \$380,000 per year.

- Post Closure care of the closed Ashland County Landfill - \$3.00 per ton paid for every ton disposed at a designated or waived facility. Revenues range from \$80,000 - \$140,000 per year.
- Grants – Ranges from \$0 - \$50,000 per year depending if a grant is applied for and accepted.
- From 2021-2022, the District sold equipment from the closed Ashland County Recycling Center that yielded \$14,978 in one-time revenue.

The following table summarizes a comparison between the District and similar single county districts for revenue, expenses and fund balances for 2021.

Comparable Counties	Pop	2021 Revenue	Revenue Per Capita	2021 Expenses	Expenses Per Capita	Fund Balance
Ashland	52,447	\$658,513	\$12.56	\$378,096	\$7.21	\$616,866
Clinton	42,004	\$318,922	\$7.59	\$227,002	\$5.40	\$923,036
Darke	51,597	\$443,215	\$8.59	\$264,696	\$5.13	\$503,463
Erie	74,852	\$554,965	\$7.41	\$328,511	\$4.39	\$2,202,242
Henry	27,538	\$168,295	\$6.11	\$187,158	\$6.80	\$105,910
Holmes	44,271	\$529,130	\$11.95	\$370,542	\$8.37	\$939,124
Huron	58,367	\$278,137	\$4.77	\$228,291	\$3.91	\$160,225
Preble	40,867	\$349,556	\$8.55	\$540,681	\$13.23	\$604,327
Putnam	34,318	\$335,085	\$9.76	\$356,615	\$10.39	\$95,618
<b>Totals/Averages</b>	<b>47,362</b>	<b>\$403,980</b>	<b>\$8.59</b>	<b>\$320,176.89</b>	<b>\$7.20</b>	<b>\$683,423.44</b>

As can be seen with the data above, the following can be concluded:

- The District population is slightly above the average
- The District revenue is above the average
- The District per capita revenue is above the average
- The District expenses is above the average
- The District per capita expenses is at the overall average
- The District's fund balance in less than the average

## **B. Conclusions and Possible Actions**

---

From a conclusionary standpoint, District revenues are stable and sourced from the contract fees for District operations (\$8.00/ton) and contract fees for rates & Charges (\$3.00/ton) for the post closure care of the closed Ashland County Landfill. The combined fund balance for the District and Landfill funds is above \$1,000,000. Incoming revenue for both the District and Landfill is adequate to cover the current expenses.

This analysis did not yield any near-term changes in revenue and expenses that would cause concern for District finances. The following possible actions should be considered for this Plan Update:

- The post closure care of the Ashland County Landfill is tentatively scheduled to conclude in 2030. The official start date of the post closure care was April 19, 2000 with the end date of April 19, 2030. The landfill is currently under corrective orders for migrating gas in one of the perimeter wells. It is unknown at the time of the development of this Plan Update if the 30-year post closure care period will officially end in 2030 through EPA direction. The fee to fund the post closure care is a rate and charge contract fee of \$3.00 per ton. Should this fee continue throughout the planning period or end when the post closure care is officially over?
- The fund balances for Fund 151 (District) and Fund 133 (Landfill) are currently over \$1,000,000 collectively. Both funds are controlled by the County Commissioners. The fund balances are available to either fund, if needed, and approved by the County Commissioners (Board of District). Therefore, the revenue, expenses and fund balances are presented in this Plan Update budget as they are reported on the District's quarterly fee report.
- Conducting an annual or bi-annual farm tire event should be decided as it has budget implications into the future.

## SECTION H-10. Regional Analysis

The purpose of the regional analysis is to consider regional opportunities for collaboration and partnerships and to also consider how the District's decisions may impact other stakeholders in the region. This analysis may result in the creation of a systematic plan to communicate, collaborate, and/or partner with the stakeholders identified through this process. This analysis may also indicate that the actions of the District and current regional initiatives are sufficient, and no further efforts are warranted.

The District participates in various organizations and groups across Ohio and nationwide. The District networks with other solid waste and material management professionals at meetings, conferences and special events.

The District is a member of the following organizations and attends regular meetings and conferences as they occur:

- Solid Waste Association of North America (SWANA), Ohio Buckeye Chapter
  - ✓ Quarterly board meetings and governance
  - ✓ Conferences and special events
  - ✓ Certification training
- Solid Waste Association of North America (SWANA)
  - ✓ National meetings and conferences
  - ✓ Advisory board meetings and governance
- Ohio Association of Litter Prevention and Recycling Professionals (OALPRP)
  - ✓ Conferences
- Ohio EPA Workgroup
  - ✓ Quarterly meetings
- Organization of Solid Waste Districts of Ohio
  - ✓ Quarterly meetings
  - ✓ Conferences

### A. Conclusions and Possible Actions

---

The District's participation in local, state and national organizations and groups allows for collaboration with other entities to better understand solid waste and materials management issues, solutions and best management processes. In addition, the District also gains perspective on stakeholders for the solid waste management system in the District, region, state and national arena.

The District should continue to participate in the organizations and groups identified in this analysis.

## SECTION H-11. Data Collection Analysis

The State of Ohio classifies solid waste by three generation sectors: residential/commercial, and industrial. Solid waste districts are required to quantify the amount of solid waste that all generators source reduce, recycle, compost, incinerate, and dispose in order to establish a baseline and to demonstrate achieving Ohio's landfill diversion goals. Collecting data is challenging due to a variety of factors and takes considerable time and effort to gather and analyze. Regardless, the primary objective of the District is to divert materials from landfills, therefore data collection is important to measure results. The data collection process from beginning to end for each type of generator is described below.

The District Coordinator is tasked with collecting data from the following sources:

- Residential drop-off program
- Residential curbside programs
- Residential special waste programs for HHW, Ewaste, Scrap Tires, Refrigerant Based Appliances
- Commercial recycling through MRFs and processors
- Organic waste composting and yard waste management

The District recently changed its data collection strategy to the following:

- Elimination of surveying of generator-based recycling for commercial and industrial sector
- Elimination of any collection of industrial recycling since the new State Plan does not require this data
- Data collection of District core programs for drop-off and special waste through contractual requirements
- Data collection for curbside programs through surveying of communities and or service providers
- Data collection of organics and yard waste management through Ohio EPA compost facility data reports
- Data collection of scrap tire management through Ohio EPA compost facility data reports
- Data collection of MRF and processor recycling through Ohio EPA data reports
- Data collection of commercial recycling through Ohio EPA data reports
- Surveying of MRF, processors and scrap yards commonly used by residential and commercial generators in the District
- Follow-up calls as needed on third party data provided as well as surveying conducted by the District

This new strategy allows the District to obtain the best quality of data with minimal double counting issues for the residential/commercial sector. The District began this new strategy in 2022 for 2021 data.

Since the District is operated on a very limited budget with only one part time staff member, the District Coordinator, this new strategy is the focus of all District data collection activities. No further analysis or suggested changes are warranted.



## SECTION H-12. Education and Outreach Analysis

This Section of Appendix H evaluates the District's existing education, outreach, and technical assistance efforts, which are described in detail in Appendix L. The purpose of this analysis in Appendix H is to determine whether the existing programs are effectively and adequately reaching each of the District's target audiences.

### A. Target Audiences

---

The 2020 State Solid Waste Management Plan established nine goals for Districts to achieve. One of the goals requires that solid waste management districts (SWMDs) shall provide education, outreach, marketing, and technical assistance regarding reduction, recycling, composting, reuse, and other alternative waste management methods to identified target audiences using best practices. The District has five target audiences, including:

- Residents
- Schools
- Commercial businesses and institutions
- Industries
- Communities and elected officials

#### 1. Residents

The District provides educational opportunities for residents on its website. This includes:

- Detailed flyers and information on all programs offered by the District
- Regional recycling facilities and entities list for materials commonly accepted
- In 2021, a total of 10,643 visitors viewed the District web site and a total of 2,066 visited the environmental education site.
- The Environmental Educator set-up the fair booth for the 2021 Ashland County Fair. The fair booth contains educational resources and pictures along with recycle right messaging, display for the new recycle drop-off program including site locations and materials that are accepted and not accepted in the program. The display also included posters made by students on recycling right and other topics.

#### 2. Schools

The District provides educational opportunities for students throughout the school year. This includes:

- Information on website including recycling and educational content

- Online environmental presentation request form. The request form included the following:
  - Pre-K through 3 Grade Presentation
  - Grade 4 through 8 Presentation
  - High School Presentation
  - College Age Student Presentation
  - Adult Presentation
  - Summer Camp Presentation
  - Special Event Display
  - Contest
  - Other Request
- Direct and indirect school age children lesson plans and presentations. In 2021, the District accomplished the following:
  - The Environmental Educator conducted a "Recycle Right" poster campaign. Twenty-one students completed the posters which were displayed at the 2021 Ashland County Fair booth.
  - The District's Education Coordinator made 450 presentations on many solid waste topics reaching 9,261 students. School programs continued to be an important part of the District's outreach efforts.

## 1. **Commercial/Industrial Businesses and Institutions**

The District provides educational and program opportunities to the business and institutional sector as follows:

- Information on website including recycling, waste disposal and hauler information
- Technical assistance on solid waste projects as requested
- Facility waste assessments
- Information about EPA grant opportunities and potential sponsorship

## 2. **Communities and Elected Officials**

The District provides educational and program opportunities to community leaders and elected officials as follows:

- Information on website including recycling, waste disposal and hauler information
- Curbside and drop-off assistance
- Contracting and marketing assistance
- Grant opportunities
- Presentations

### 3. Education and Outreach Analysis

#### Targeted Audience Analysis

This analysis identifies the key audiences that District education and outreach initiatives are targeted towards:

Existing Programs	Target Audience				
	Residents	Schools	Industries	Institutions & Commercial Businesses	Communities & Elected Officials
District Website	✓	✓	✓	✓	✓
Presentations	✓	✓	✓	✓	✓
Special Event Engagement	✓				
Educational Display at Fairgrounds and Community Events	✓	✓	✓	✓	
Contests	✓	✓			
Commercial/Industrial Sector Waste Assessments		✓	✓	✓	
Commercial/Industrial/Institutional Technical Assistance		✓	✓	✓	
Commercial/Industrial EPA Grant Assistance		✓	✓	✓	
<b>Total Program per Group</b>	<b>4</b>	<b>7</b>	<b>6</b>	<b>6</b>	<b>2</b>

This broad-based analysis indicates that all major audiences are reached by the District's education and outreach initiatives and program.

#### Education and Outreach Metric Analysis

This District tracks the metrics for key education and outreach initiatives and or programs. The following occurred in 2021:

- Web sites annual visitors: 10,643 main and 2,066 education site
- Newspaper/radio/TV ads: 24
- Digital ads: 160,000
- School age/adult presentations: 450
- School age students/adults reached: 9,261
- Prize contests: 1
- Prize contest entries: 21
- Flyers handed out: 220
- Phone call assistance: 150-200

## **B. Conclusions and Possible Actions**

---

The District's education program is primarily based on school age children education and outreach to residents, businesses and communities regarding District programming, services and local/regional recycling information. Great success has been achieved with the available resources and budget. The District has a part time contracted environmental educator and a part time District Coordinator to achieve the overall education and outreach programs. In addition, support from the County Commissioner's Clerk and Deputy Clerk have assisted in communications and web site maintenance.

The District should continue its current education and outreach program with additional efforts related to understanding behaviors of residents, businesses and communities. Because the District has a limited budget, the actions listed below are meant to be achievable and sustainable into the future. Identifying lofty goals or possible actions were not developed for this Plan Update, instead, the following actions should be conducted for this program that are achievable and will assist the District in evolving this program over time:

1. Continue conducting school age children presentations, contests and engagement
2. Continue and expand adult presentations and engagements focusing on District programming and recycle right messaging
3. Continue developing web site to be informative and user friendly for all targeted audiences
4. Conduct direct engagement with participants of District programs (drop-off and special events) to better understand their recycling and participation habits and adapt messaging and engagement strategies as needed
5. Continue to educate the participants of the program through presentations, web and social media, mailers and other forms of engagement to ensure the program grows sustainably.
6. Expand education for adults to include HHW, tires, appliances, E-waste, batteries and other special waste as needed.

## SECTION H-13. Processing Capacity Analysis

This section outlines the current evaluation for processing facilities the District uses to meet the need for implementing initiatives to recover more material through existing or new services.

The Ashland County Board of County Commissioners (Board) commissioned a feasibility study in 2019 to evaluate several operational changes with the Ashland County Recycling Center (ACRC) while remaining compliant with Ohio EPA's State Solid Waste Management Plan. The Board hired a consultant to conduct the Feasibility Study (Study).

The results of the Study assisted the Board in making a decision on the most efficient and cost-effective system for managing recyclable commodities from Ashland County generators.

The consultant designed the Study to include the following key components:

- Determine the exact engagement the District has with the City of Ashland on their curbside recycling program and any assistance provided
- Historic recycling drop-off and curbside program volumes and expenses
- Review similar solid waste districts in Ohio that use private sector contractors to operate their drop-off program
- Review District financial budget including revenue and expenses updated for 2017 and the balance of 2018
- Recycling access goal assessment under new EPA format 4.0
- Summary and Suggested Alternatives

One of the main suggested alternatives to try and save money for the ACRC was to contract out for the collection of recyclables from residents and businesses. A request for proposals (RFP) was developed in mid-2019 to obtain prices for a private contractor to operate the recycling drop-off program and business/school sites. The RFP did not yield a proposal that was in the District's best interest.

A second RFP was developed later in 2019 which narrowed scope of drop-off sites. The RFP did not yield a proposal that was in the District's best interest.

In late 2019 and into early 2020, the County Commissioners entered into an agreement with Recycleit to operate the ACRC and its drop-off program. The ACRC temporarily closed from March 31 – May 15, 2020 because of COVID19. Recycleit operated the ACRC through the beginning of December of 2020. Recycleit notified the District that they would no longer be able to operate the ACRC or its drop-off program. All operations ceased until the new recycling drop-off program began operation in June of 2021.

The ACRC remained closed in 2021 and all equipment was sold by the end of 2021. The ACRC was turned over to the Sheriff Department and the Maintenance Department at the end of 2021.

Since the District utilizes a third part MRF for its recycling services for the drop-off program, overall processing capacity has not been identified as a problem. In addition, based on survey results and Ohio EPA data, recycling facilities used by the commercial, industrial and other residential generators have not been identified as having any recycling capacity issues.

### A. Processing Capacity

The District required processing for almost 12,000 tons of residential/commercial recyclables. There are several facilities that processed quantities of District-generated recyclables (not counting composting facilities) in 2021 including:

Facility Names	County	State	Type of Facility	Weight of Material Accepted from District
Accurate IT	Franklin	Ohio	Processor	4
Diamond Pallets	Ashland	Ohio	Processor	70
Gateway	Cuyahoga	Ohio	MRF	39
Guys Tires	Ashland	Ohio	Tire Dealer	17
Kimble Recycling	Summit	Ohio	MRF	337
Medina Recycling	Medina	Ohio	MRF	322
Metal Conversions	Richland	Ohio	Processor	771
Milliron Recycling	Richland	Ohio	Scrap Yard	2,003
Omni Source	Richland	Ohio	Scrap Yard	884
Pinnacle	Summit	Ohio	Processor	1,538
Quincy	New Haven	Indiana	1142	1,142
R&R Pallets	Ashland	Ohio	Processor	125
Recycle-It	Cuyahoga	Ohio	MRF	931
Richland County Recycling and Transfer Station	Richland	Ohio	Transfer Station	1,336
River Valley	Summit	Ohio	Processor	1,500
Smetz Tire	Ashland	Ohio	Tire Dealer	7
Rumpke	Richland	Ohio	MRF	460
Waste Management	Summit	Ohio	MRF	149
<b>Totals</b>				<b>11,635</b>

In addition, there are numerous other brokers, end processors and haulers that collect, process and or manage District commercial sector recyclables including:

Name of Provider	Trash Collection Service				Recycling Collection Service		
	PAYT	RES	COM	IND	RES	COM	IND
Ashland University Facilities Mgmt.*			✓			✓	
City of Ashland Sanitation Dept.		✓	✓		✓	✓	✓
Countryside Trash Removal		✓					
Diamond Pallets						✓	✓
District Recycling Drop-Off Program					✓	✓	✓
DR Services						✓	
Gateway						✓	✓
Guys Tires						✓	
Heritage Crystal Kleen						✓	✓
Kurtz Rolloffs			✓	✓			
Medina Recycling						✓	
Metal Conversions							✓
Milliron Recycling					✓	✓	✓
Monn's Trash Removal		✓	✓	✓			
Ohio Batteries						✓	✓
Omni Source					✓	✓	✓
PCS Metals						✓	✓
Pinnacle						✓	
Quincy							✓
R&R Pallets						✓	✓
River Valley					✓	✓	✓
Recycle-It						✓	✓
Republic Services		✓	✓				
Royal Oak Recycling					✓	✓	✓
Rumpke		✓	✓		✓	✓	✓
SafetyKleen							✓
Trash Masters		✓	✓	✓			
Waste Management			✓				

No facilities reported to the District that they have any processing capacity issues.

The table below represents the total tons recycled by material in 2021 in both the residential/commercial and the industrial sectors.

**Reference Year (2021) Total Material Recycled**

<b>Material</b>	<b>Residential/Commercial Tons</b>	<b>Industrial Tons</b>
Appliances/ "White Goods"	36.77	0
Household Hazardous Waste	42.94	0
Used Motor Oil	3.27	0
Electronics	0.00	0
Scrap Tires	1,125.30	0
Dry Cell Batteries	0.29	0
Lead-Acid Batteries	17.39	0
Food	638.75	150
Glass	4.85	0
Ferrous Metals	2,357.12	1,859.34
Non-Ferrous Metals	192.21	34.95
Corrugated Cardboard	3,895.54	4,211.43
All Other Paper	753.96	3,091.63
Plastics	146.58	1,512.63
Textiles	588.96	0
Wood	225.81	513.34
Rubber	0.00	0
Commingled Recyclables (Mixed)	961.80	316.73
Yard Waste	1,507.94	0
Other (Aggregated)	275.54	33.34
<b>Recycling Subtotals</b>	<b>12,775.02</b>	<b>11,723.39</b>

**Recyclables Processing Capacity**

The highest quantity of materials recycled include cardboard, ferrous metals, yard waste and scrap tires from all sectors. The District's network of recycling facilities, scrap yards, composting facilities and other entities has managed the generated tonnage. None of the facilities identified has reported to the District of any processing capacity issues.

**B. Conclusion and Possible Actions**

Sufficient out-of-District processing capacity was accessible in the reference year for recyclable materials, appliances, yard waste and scrap tires.





# **APPENDIX I**

## **CONCLUSIONS, PRIORITIES, AND PROGRAM DESCRIPTIONS**



## APPENDIX I. Conclusions, Priorities, and Program Descriptions

This Appendix contains two major sections that describe the process the District conducted to identify the programs and initiatives that will be implemented in this Plan Update. Section A includes the process used to determine possible action items (or programs to be implemented) which the District or some other entity within Ashland County could undertake during the planning period.

Section B of this Appendix summarizes the implementation schedule and program descriptions for this Plan Update for the period 2025 – 2039.

### A. Process for Possible Action Implementation

The District conducted the strategic analysis in Appendix H to understand what areas should be focused on for this Plan Update. The main conditions that guided the District in its analysis included the following:

- Memorializing the changes the District implemented from 2020 to 2023 regarding how recyclables would be collected and processed.
- Right sizing the implementable programs and initiatives that the District can achieve based on its staffing and budget.
- Eliminating the need for a consultant to conduct certain functions of the District.
- Making improvements in existing initiatives and programs as achievable.
- Creating new initiatives and or programs that advance the District’s mission under the conditions above.
- Ensuring the District meets or is working towards achieving the goals of the 2020 State Solid Waste Management Plan.

### 1. Reference Year Programs and Facilities Summary

The following table summarizes the 2018-2032 solid waste plan implementation schedule and any changes that occurred as this Plan Update was being developed or just prior to the development.

Name	Changes
Ashland City Non-Subscription Curbside Recycling	No changes from 2018-2032 plan.
Loudonville Subscription Curbside Recycling	After further evaluation of the Village’s contract, it was determined that this program is non-subscription. No other changes from the 2018-2032 plan.

Name	Changes
Ashland - Buehler's Fresh Food Market Recycling Drop-Off	This site changed to a full time, 24 hour per day, 365 day per year single stream recycling drop-off in June of 2021. The site is serviced through a contract with a private company that collects the materials and recycles them at their facility.
Ashland County-West Holmes Career Center/Vermillion Twp. Recycling Drop-Off	This site changed to a full time, 24 hour per day, 365 day per year single stream recycling drop-off in June of 2021. The site is serviced through a contract with a private company that collects the materials and recycles them at their facility. This site was formerly known as the Ashland County Service Center site.
Cinnamon Lake Recycling Drop-Off	This site changed to a full time, 24 hour per day, 365 day per year single stream recycling drop-off in June of 2021. The site is serviced through a contract with a private company that collects the materials and recycles them at their facility.
Loudonville Village/Hanover Township - Stakes IGA Foodliner Recycling Drop-Off	This site changed to a full time, 24 hour per day, 365 day per year single stream recycling drop-off in June of 2021. The site is serviced through a contract with a private company that collects the materials and recycles them at their facility. The location was moved to the Village ball fields on Wally Road.
Mifflin Township - Township Garage/Fire Dept. Recycling Drop-Off	This site changed to a full time, 24 hour per day, 365 day per year single stream recycling drop-off in June of 2021. The site is serviced through a contract with a private company that collects the materials and recycles them at their facility.
Nova Village/Troy Twp. - Garage behind Fire Dept Recycling Drop-Off	This site changed to a full time, 24 hour per day, 365 day per year single stream recycling drop-off in June of 2021. The site is serviced through a contract with a private company that collects the materials and recycles them at their facility. The site is located in Troy Township.
Orange Township Garage	This site changed to a full time, 24 hour per day, 365 day per year single stream recycling drop-off in June of 2021. The site is serviced through a contract with a private company that collects the materials and recycles them at their facility.
Perrysville Fire Department Recycling Drop-Off	This site changed to a full time, 24 hour per day, 365 day per year single stream recycling drop-off in June of 2021. The site is serviced through a contract with a private company that collects the materials and recycles them at their facility.
Rowsburg Community Center, Perry Township	This site changed to a full time, 24 hour per day, 365 day per year single stream recycling drop-off in June of 2021. The site is serviced through a contract with a private company that collects the materials and recycles them at their facility.
Savannah Village/Clear Creek Township - Ball Field Recycling Drop-Off	This site changed to a full time, 24 hour per day, 365 day per year single stream recycling drop-off in June of 2021. The site is serviced through a contract with a private company that collects the materials and recycles them at their facility.

Name	Changes
Lake Township Garage Recycling Drop-Off	This site changed to a full time, 24 hour per day, 365 day per year single stream recycling drop-off in June of 2021. The site is serviced through a contract with a private company that collects the materials and recycles them at their facility.
Mohican Township Garage Recycling Drop-Off	This site changed to a full time, 24 hour per day, 365 day per year single stream recycling drop-off in June of 2021. The site is serviced through a contract with a private company that collects the materials and recycles them at their facility.
Polk Village/Jackson Township - Polk Ballfield Recycling Drop-Off	This site changed to a full time, 24 hour per day, 365 day per year single stream recycling drop-off in June of 2021. The site is serviced through a contract with a private company that collects the materials and recycles them at their facility. The site is now located at the Village of Polk Waste Water Treatment Plant main entrance.
Sullivan Village/Clear Creek Twp. Garage Recycling Drop-Off	This site changed to a full time, 24 hour per day, 365 day per year single stream recycling drop-off in June of 2021. The site is serviced through a contract with a private company that collects the materials and recycles them at their facility. The site is now located at the Sullivan Twp garage.
Ashland County Maintenance Facility Recycling Drop-Off	This site changed to a full time, 24 hour per day, 365 day per year single stream recycling drop-off in June of 2021. The site is serviced through a contract with a private company that collects the materials and recycles them at their facility. The site is located at the Ashland County Maintenance Facility entrance (former entrance to the Ashland County Recycling Center).
Black River Elementary	The District's new recycling drop-off program did not include any of the schools, businesses or institutions. These entities were encouraged to use the new public recycling drop-off program when it started in June of 2021.
Black River High School Recycling	The District's new recycling drop-off program did not include any of the schools, businesses or institutions. These entities were encouraged to use the new public recycling drop-off program when it started in June of 2021.
Hillsdale Elementary West	The District's new recycling drop-off program did not include any of the schools, businesses or institutions. These entities were encouraged to use the new public recycling drop-off program when it started in June of 2021.
Hillsdale High School	The District's new recycling drop-off program did not include any of the schools, businesses or institutions. These entities were encouraged to use the new public recycling drop-off program when it started in June of 2021.
Hillsdale Middle School	The District's new recycling drop-off program did not include any of the schools, businesses or institutions. These entities were encouraged to use the new public recycling drop-off program when it started in June of 2021.

Name	Changes
Mapleton Elementary School	The District's new recycling drop-off program did not include any of the schools, businesses or institutions. These entities were encouraged to use the new public recycling drop-off program when it started in June of 2021.
Mapleton High School	The District's new recycling drop-off program did not include any of the schools, businesses or institutions. These entities were encouraged to use the new public recycling drop-off program when it started in June of 2021.
Montgomery Elementary School	The District's new recycling drop-off program did not include any of the schools, businesses or institutions. These entities were encouraged to use the new public recycling drop-off program when it started in June of 2021. This school closed several years ago as well.
District provides commercial recycling pick-up	The District's new recycling drop-off program did not include any of the schools, businesses or institutions. These entities were encouraged to use the new public recycling drop-off program when it started in June of 2021.
Ashland University	The District's new recycling drop-off program did not include any of the schools, businesses or institutions. These entities were encouraged to use the new public recycling drop-off program when it started in June of 2021.
Add, remove, or adjust commercial and school sites as needed	All of the school and business drop-off site locations were removed in 2020 when the Ashland County Recycling Center closed.
Recycling Container Loan Program - Individuals, family groups, non-profit organizations, community groups, and government offices can borrow District containers.	This program ceased when the Ashland County Recycling Center closed in 2020.
Add, remove, or adjust sites as needed	The District evaluated the sites that it could service with the staff and budget available. The sites that were changed are summarized above based on this initiative.
Minimize contamination and littering through additional education and signage	The new recycling drop-off sites include updated signage and information on what is acceptable and not acceptable to the program. Each recycle container also included the installation of warning signs on plastic bags. All educational information is also included on the District's web site.

Name	Changes
Facilitate implementation of non-subscription curbside collection in villages and townships	There were no requests or opportunities to assist communities seeking to start a curbside recycling program in 2021.
Facilitate the formation of collection consortiums	There were no requests or opportunities to assist communities seeking to start a curbside recycling consortium program in 2021.
The District Coordinator is available to do a waste audit to determine what materials can be recycled	No industrial audits were requested in 2021.
Recycling Center Access - Industrial businesses can bring material to the recycling center	The Recycling Center closed in 2020. The recycling drop-off program is open to all residents and business for acceptable materials only.
Recycling Center collects materials from approximately 20 industrial establishments. Industrial entities will continue to have access to the recycling center	The District's new recycling drop-off program did not include any of the schools, businesses or institutions. These entities were encouraged to use the new public recycling drop-off program when it started in June of 2021.
Follow up with entities who participated in an assessment to identify whether the companies were able to implement changes to realize the waste reduction and cost savings identified in their analysis.	No industrial audits were requested in 2021.
Request feedback from establishments that participated in an audit to identify how the District can further serve this audience more effectively.	No industrial audits were requested in 2021.
Year-round collection of appliances the Ashland County Recycling Center	The Recycling Center closed in 2020. The District created a new recycling resource guide in 2021 to highlight local and regional recycling opportunities for materials not accepted in the recycling drop-off program. The resource guide listed several local and regional companies that accept appliance.

Name	Changes
Year-round collection of electronics at the Ashland County Recycling Center	The Recycling Center closed in 2020. The District created a new recycling resource guide in 2021 to highlight local and regional recycling opportunities for materials not accepted in the recycling drop-off program. The resource guide listed several local and regional companies that accept electronic waste. In 2023, the District created a freon containing appliance voucher program.
Develop sustainable options for collection of TVs	The District created a new recycling resource guide in 2021 to highlight local and regional recycling opportunities for materials not accepted in the recycling drop-off program. The resource guide listed several local and regional companies that accept electronic waste. In 2022, the District began annual collections of E-waste.
Evaluate cost containment options	The District did not conduct an evaluation in 2021 but will be doing so in 2022. In 2022, the District began annual collections of E-waste.
Household Hazardous Waste Collection Event (at least every 2 years)	The District conducted a HHW collection event on July 17, 2021. The event was a record setting turnout with 712 cars. The cost of the collection was \$37,837.86 or \$53.14 per car. Over 94,000 lbs (47 tons) of HHW materials was collected at this event. The District is planning on conducting annual HHW events for the next 3-5 years (2022-2026).
Evaluate collection options for new materials not collected locally	The District created a new recycling resource guide in 2021 to highlight local and regional recycling opportunities for materials not accepted in the recycling drop-off program. The resource guide listed several local and regional companies that accept HHW like materials. In addition, the District created a resource guide targeted for HHW materials only.
Collection of both lead-acid batteries and household rechargeable batteries at the Recycling Center	The Recycling Center closed in 2020. The District created a new recycling resource guide in 2021 to highlight local and regional recycling opportunities for materials not accepted in the recycling drop-off program. The resource guide listed several local and regional companies that accept lead acid batteries and rechargeable batteries. In addition, the District accepted these batteries at the July 17, 2021 HHW collection event.
Year-round collection of tires at the Ashland County Recycling Center	The Recycling Center closed in early 2021. The District created a new recycling resource guide in 2021 to highlight local and regional recycling opportunities for materials not accepted in the recycling drop-off program. The resource guide listed several local and regional companies that accept scrap tires. In addition, the District created a new program in October of 2021 for the collection of scrap tires through a voucher system.
Accept tires from clean-ups by townships, County highway department, Mifflin Lake Park, and the Mohican River area at	The Recycling Center closed in early 2021. The District created a new recycling resource guide in 2021 to highlight local and regional recycling opportunities for materials not accepted in the recycling drop-off program. The resource guide listed several local and regional companies that accept scrap tires. In addition, the District created a new program in October of 2021 for the collection of scrap tires

Name	Changes
the recycling center for no cost.	through a voucher system. The voucher program is also available to the local townships, County highway department and other areas.
Explore ways of reducing collection event costs	The District created a new program in October of 2021 for the collection of scrap tires through a voucher system.
Prescription Drug Drop-off - boxes at the Ashland County Sheriff's Annex and the Loudonville Police Department	Drop boxes placed at the Ashland County Sheriff's Annex and the Loudonville Police Department for unwanted & unused medications is readily used by residents and has not experienced any problems or challenges that are known to the District.
Education program for HHW, electronics, and lead-acid batteries	The District continued to keep residents informed on the responsible purchase, use, and disposal of HHW through educational presentations, media reports, speaking engagements, and answering telephone inquiries in 2021. Additionally, the website now includes information on HHW as well and alternative recycling options in the region.
Annual Poster Contest	The Environmental Educator conducted a "Recycle Right" poster campaign. Twenty-one students completed the posters which were displayed at the 2021 Ashland County Fair booth.
District Website	The District maintained a webpage ( <a href="http://www.ashlandcounty.org/recycling">www.ashlandcounty.org/recycling</a> ) which is hosted within the County's main website. The site contains the following educational and resource flyers: recycling drop-off program maps and description, detailed acceptable and non-acceptable materials for the drop-off program, recycler right flyer, scrap tire voucher program flyer, regional recycling resource guide, HHW collection event flyer (seasonal), Adopt-a-Road program information, the most recent district environmental education newsletters, environmental education presentation request form, at-home project sheets for recycling and environmental education, detailed flyer on environmental education presentation services, contact information and a copy of the most recent SW management plan.
Educational Display at fairgrounds and community events Ensure promotional items display the District's contact information and that flyers for each target audience are available at the display.	The Environmental Educator set-up the fair booth for the 2021 Ashland County Fair. The fair booth contains educational resources and pictures along with recycle right messaging, display for the new recycle drop-off program including site locations and materials that are accepted and not accepted in the program. The display also included posters made by students on recycling right and other topics.
Environmental Education Coordinator	The District's Education Coordinator made 450 presentations on many solid waste topics reaching 9,261 students. School programs continued to be an important part of the District's outreach efforts. The presentations helped increase involvement in residential and commercial recycling after students learned about recycling. Presentations also



Name	Changes
	encouraged parents to become involved if they were not already recycling.
Tours (Recycling Center, Willo'Dell Nursery and Compost Center)	No tours were offered in 2021.
Promote use of recycling container program to community event organizers	The entity Ashland main Street borrowed the District's portable trash container stands for use in a special event held in 2021. This program did not continue after 2021.
Encourage residents to turn in old tires at dealers	The District created a new scrap tire voucher program in 2021. The program requires residents to obtain a voucher for up to 10 tires and dispose at one of two locations in the District. In 2022, additional messaging was created at the HHW event for disposing of tires when purchasing new tires.
Track the number of visits to the website	The District's new web site included the functionality to track visitors. In 2021, a total of 10,643 visitors viewed the District web site and a total of 2,066 visited the environmental education site.
Minimize the website's downtime by fixing pages that are under construction as quickly as possible	The District upgraded its web site in 2021. The content of the web site is updated frequently with no down time.
Include the recycling guide online as a downloadable, printable .pdf	The recycling resource guide was improved and updated in 2021. The guide is downloadable and printable from the District's web site.
Improve user-friendliness by reorganizing information and adding a tab for each target audience, such as residents, businesses, governments, etc.	The District maintained a webpage ( <a href="http://www.ashlandcounty.org/recycling">www.ashlandcounty.org/recycling</a> ) which is hosted within the County's main website. The web site was improved in 2021. The site contains the following educational and resource flyers: recycling drop-off program maps and description, detailed acceptable and non-acceptable materials for the drop-off program, recycler right flyer, scrap tire voucher program flyer, regional recycling resource guide, HHW collection event flyer (seasonal), Adopt-a-Road program information, the most recent district environmental education newsletters, environmental education presentation request form, at-home project sheets for recycling and environmental education, detailed flyer on environmental education presentation services, contact information and a copy of the most recent SW management plan.
Promote availability of presentations to non-school groups (civic groups) using a variety of means, such as posting on the District	The District created a new environmental presentation request form on the web site in 2021. The new form includes the following service requests:  Pre K through 3 Grade Presentation Grade 4 through 8 Presentation

Name	Changes
website and employing the support of related organizations to promote presentations to members, such as the Chamber of Commerce.	High School Presentation College Age Student Presentation Adult Presentation Summer Camp Presentation Special Event Display Contest Other Request
Begin tracking the number of individuals reached by each presentation and the name of each school so the District can identify the number of students and schools reached each year	The District's Education Coordinator made 450 presentations on many solid waste topics reaching 9,261 students. School programs continued to be an important part of the District's outreach efforts.
Request that educators or group leaders complete a feedback form after a presentation has been completed	The District and the Environmental Educator gave out feedback forms to teachers and school leaders after presentations.
Annual Poster Contest - Inform more school districts about contests to increase participation.	The Environmental Educator conducted a "Recycle Right" poster campaign. Twenty-one students completed the posters which were displayed at the 2021 Ashland County Fair booth.
Apply for community development grants for recycling center improvements	The District began the application for a Community Development grant from Ohio EPA in late 2021. The grant consisted of two projects, conduct an agricultural tire collection and conduct a countywide education campaign.
Continue providing technical assistance	The District is available to provide technical assistance to businesses and organizations on market development opportunities when applicable. No activity in 2021.
Promote market development grant to businesses	No activity in 2021.
Promote community development grant to communities and institutions	The District began the application for a Community Development grant from Ohio EPA in late 2021. The grant consisted of two projects, conduct an agricultural tire collection and conduct a countywide education campaign.
Continue operating the Ashland County Recycling Center	The Recycling Center closed in 2020.
Convert a part-time laborer to full-time to increase productivity	The Recycling Center closed in 2020.

Name	Changes
Replace existing baler	The Recycling Center closed in 2020. All recycling equipment, most of the trucks and all of the recycle bins were sold in 2021.
Annual surveying - District sends surveys to industrial businesses annually	The District continued to annually survey industrial businesses for recycling volumes as part of the Annual District Report preparations. A total of 69 industrial businesses were sent surveys for 2021 data. Beginning in 2023 for 2022 data, the District transitioned to surveying recyclers and processors only to avoid double counting issues.
Annual Surveying - District sends surveys to commercial businesses annually	The District continued to annually survey commercial businesses for recycling volumes as part of the Annual District Report preparations. A total of 360 commercial businesses were sent surveys for 2021 data. Beginning in 2023 for 2022 data, the District transitioned to surveying recyclers and processors only to avoid double counting issues.
Survey follow-up - Contact set number of businesses annually	The District continued to follow-up with commercial and industrial businesses for recycling volumes in 2021. Large generators and large employers in the District were targeted for 2021. Starting in 2023 for 2022 data, the District will follow-up with recycler and processors.
Adopt-A-Road Program	This program was phased out in 2022 and will no longer be offered.

**B. Program Description for New Planning Period**

The following table contains the complete implementation schedule of programs and initiatives for the 2025 – 2039 planning period. The table also contains program descriptions and other information on how each program operates. The implementation schedule also includes the start and end date and the State Plan goals the program achieves or is trying to achieve. This Plan Update includes programs and/or initiatives that meet, exceed or are working to achieve all State Plan goals.

The implementation schedule was developed based on the process described in Section A of this appendix as well as the strategic analysis conducted in Appendix H. The District Policy Committee agreed to this implementation schedule as the focus of the District in meeting or working towards the goals in the 2020 State Plan with the staff and budget available.

This implementation schedule will be the main way the District communicates its progress in implementing this Plan Update to EPA and other stakeholders when the District completes its Annual District Report (ADR) by June 1<sup>st</sup> of each year.

Name	Description	Start Date	End Date	Goals
Ashland City Non-Subscription Curbside Recycling	<p>This non-subscription curbside recycling program is projected to continue throughout the planning period.</p> <p>Target Audience: City of Ashland Residents                      Service Area: City of Ashland                      Materials Collected: OCC, Paper, Glass, Plastic, Metal                      Program Operator: City of Ashland                      Program Paid by: City of Ashland                      Program Promotion: City of Ashland                      District Expenses: None</p>	Existing	Ongoing	1, 2
Loudonville Subscription Curbside Recycling	<p>This non-subscription curbside recycling program is projected to continue throughout the planning period.</p> <p>Target Audience: Village of Loudonville Residents                      Service Area: Village of Loudonville                      Materials Collected: OCC, Paper, Glass, Plastic, Metal                      Program Operator: Contractor                      Program Paid by: Village of Loudonville                      Program Promotion: Village of Loudonville                      District Expenses: None</p>	Existing	Ongoing	1, 2
Provide Technical Assistance for New Curbside Recycling Program Formation	<p>The District coordinator will provide technical assistance to any community in the District that request such assistance in the development of a new curbside recycling program. The technical assistance may include meeting with community officials, assisting in evaluating the options and bid specification development. The District will promote</p>	Existing	Ongoing	4, 7

Name	Description	Start Date	End Date	Goals
	<p>economic incentive options and curbside recycling whenever possible.</p> <p>Target Audience: District Communities                      Service Area: District                      Materials Collected: N/A                      Program Operator: District                      Program Paid by: District                      Program Promotion: District                      District Expenses: Budget Line Item 2.A.1</p>			
<p>Curbside Recycling Participant Engagement</p>	<p>The District may provide spot audits of curbside community recycling set-outs if requested by the community. The initiative may involve visiting curbside recycling communities during normal businesses hours to inspect recycling set-outs to determine recycling habits and level of contamination. Educational materials may be provided to household that need the additional resources to recycle correctly. This initiative may involve the District Coordinator, Environmental Educator, community staff, contractor staff and or local volunteers. The curbside audits will be random with no defined frequency or duration and will not include all routes and household in a community at any given audit. The initiative will be implemented based on availability of staff and resources.</p> <p>Target Audience: District Residents and Businesses                      Service Area: District                      Materials Collected: N/A                      Program Operator: District                      Program Paid by: District                      Program Promotion: District                      District Expenses: Budget Line Item 2.A.1</p>	<p>2028</p>	<p>2030</p>	<p>4</p>
<p>Buehler's Market                      1055 Sugarbush Dr.                      Ashland, OH</p>	<p>This full-time recycling drop-off program is projected to continue throughout the planning period.</p> <p>Target Audience: District Residents and Businesses                      Service Area: District                      Materials Collected: OCC, Paper, Glass, Plastic, Metal                      Program Operator: Contractor                      Program Paid by: District                      Program Promotion: District                      District Expenses: Budget Line Item 2.D.2</p>	<p>2021</p>	<p>Ongoing</p>	<p>1, 2</p>
<p>Ashland County Maintenance Facility                      1270 Middle Rowsburg Rd.                      Ashland, OH</p>	<p>This full-time recycling drop-off program is projected to continue throughout the planning period.</p> <p>Target Audience: District Residents and Businesses                      Service Area: District                      Materials Collected: OCC, Paper, Glass, Plastic, Metal                      Program Operator: Contractor                      Program Paid by: District</p>	<p>2021</p>	<p>Ongoing</p>	<p>1, 2</p>

Name	Description	Start Date	End Date	Goals
	Program Promotion: District District Expenses: Budget Line Item 2.D.2			
Orange Twp. Garage 930 CR 801 Ashland, OH	This full-time recycling drop-off program is projected to continue throughout the planning period.  Target Audience: District Residents and Businesses Service Area: District Materials Collected: OCC, Paper, Glass, Plastic, Metal Program Operator: Contractor Program Paid by: District Program Promotion: District District Expenses: Budget Line Item 2.D.2	2021	Ongoing	1, 2
Ashland County- West Holmes Career Ctr. (Vermillion Twp.) 1763 SR 60 S Ashland, OH	This full-time recycling drop-off program is projected to continue throughout the planning period.  Target Audience: District Residents and Businesses Service Area: District Materials Collected: OCC, Paper, Glass, Plastic, Metal Program Operator: Contractor Program Paid by: District Program Promotion: District District Expenses: Budget Line Item 2.D.2	2021	Ongoing	1, 2
Village of Loudonville Wally Road, Loudonville, OH	This full-time recycling drop-off program is projected to continue throughout the planning period.  Target Audience: District Residents and Businesses Service Area: District Materials Collected: OCC, Paper, Glass, Plastic, Metal Program Operator: Contractor Program Paid by: District Program Promotion: District District Expenses: Budget Line Item 2.D.2	2021	Ongoing	1, 2
Savannah Village Ball Park 56 Bailey St, Savannah, OH	This full-time recycling drop-off program is projected to continue throughout the planning period.  Target Audience: District Residents and Businesses Service Area: District Materials Collected: OCC, Paper, Glass, Plastic, Metal Program Operator: Contractor Program Paid by: District Program Promotion: District District Expenses: Budget Line Item 2.D.2	2021	Ongoing	1, 2
Troy Twp. Garage 924 US 224, Nova, OH	This full-time recycling drop-off program is projected to continue throughout the planning period.  Target Audience: District Residents and Businesses Service Area: District Materials Collected: OCC, Paper, Glass, Plastic, Metal	2021	Ongoing	1, 2

Name	Description	Start Date	End Date	Goals
	Program Operator: Contractor Program Paid by: District Program Promotion: District District Expenses: Budget Line Item 2.D.2			
Mifflin Twp. Garage 16 Maine St. Mifflin, OH	This full-time recycling drop-off program is projected to continue throughout the planning period.  Target Audience: District Residents and Businesses Service Area: District Materials Collected: OCC, Paper, Glass, Plastic, Metal Program Operator: Contractor Program Paid by: District Program Promotion: District District Expenses: Budget Line Item 2.D.2	2021	Ongoing	1, 2
Perrysville Fire Dept. SR 39 Perrysville, OH	This full-time recycling drop-off program is projected to continue throughout the planning period.  Target Audience: District Residents and Businesses Service Area: District Materials Collected: OCC, Paper, Glass, Plastic, Metal Program Operator: Contractor Program Paid by: District Program Promotion: District District Expenses: Budget Line Item 2.D.2	2021	Ongoing	1, 2
Cinnamon Lake CR 620 Jackson, OH	This full-time recycling drop-off program is projected to continue throughout the planning period.  Target Audience: District Residents and Businesses Service Area: District Materials Collected: OCC, Paper, Glass, Plastic, Metal Program Operator: Contractor Program Paid by: District Program Promotion: District District Expenses: Budget Line Item 2.D.2	2021	Ongoing	1, 2
Lake Twp. Garage 2499 CR 3374 Loudonville, OH	This full-time recycling drop-off program is projected to continue throughout the planning period.  Target Audience: District Residents and Businesses Service Area: District Materials Collected: OCC, Paper, Glass, Plastic, Metal Program Operator: Contractor Program Paid by: District Program Promotion: District District Expenses: Budget Line Item 2.D.2	2021	Ongoing	1, 2

Name	Description	Start Date	End Date	Goals
Polk Village Sewer Plant W Congress St. Polk, OH	This full-time recycling drop-off program is projected to continue throughout the planning period.  Target Audience: District Residents and Businesses Service Area: District Materials Collected: OCC, Paper, Glass, Plastic, Metal Program Operator: Contractor Program Paid by: District Program Promotion: District District Expenses: Budget Line Item 2.D.2	2021	Ongoing	1, 2
Sullivan Township 245 Twp. Hwy. 501 Sullivan, OH	This full-time recycling drop-off program is projected to continue throughout the planning period.  Target Audience: District Residents and Businesses Service Area: District Materials Collected: OCC, Paper, Glass, Plastic, Metal Program Operator: Contractor Program Paid by: District Program Promotion: District District Expenses: Budget Line Item 2.D.2	2021	Ongoing	1, 2
Mohican Twp. Garage 2008 SR 89 Jeromesville, OH	This full-time recycling drop-off program is projected to continue throughout the planning period.  Target Audience: District Residents and Businesses Service Area: District Materials Collected: OCC, Paper, Glass, Plastic, Metal Program Operator: Contractor Program Paid by: District Program Promotion: District District Expenses: Budget Line Item 2.D.2	2021	Ongoing	1, 2
Recycling Drop-Off Site Evaluations	The District will monitor a variety of elements regarding its recycling drop-off program, such as overall total tons of materials collected and quarterly utilization of each site. Based on the ongoing evaluation, the District may add sites, remove sites, add containers, remove containers, change frequency of collection or increase signage at any time during the planning period.  Target Audience: District Drop-Off Sites Service Area: District Materials Collected: N/A Program Operator: District Program Paid by: District Program Promotion: District District Expenses: Budget Line Item 2.A.1	2021	Ongoing	n/a



Name	Description	Start Date	End Date	Goals
<p>Recycling Drop-Off Site Participant Engagement</p>	<p>The District will provide a routine recycling drop-off program participant engagement initiative. The initiative will involve visiting recycling drop-off sites during normal businesses hours to engage with participants to determine their recycling habits, knowledge and what materials they were delivering to the sites. Educational materials will be provided to those participants that need the additional resources to recycle correctly. This initiative may involve the District Coordinator, Environmental Educator and or local volunteers. The site visits will be random with no defined frequency or duration. The initiative will be implemented based on availability of staff and resources.</p> <p>Target Audience: District Residents and Businesses                      Service Area: District                      Materials Collected: N/A                      Program Operator: District                      Program Paid by: District                      Program Promotion: District                      District Expenses: Budget Line Item 2.A.1</p>	<p>2025</p>	<p>Ongoing</p>	<p>4</p>
<p>Evaluate Recycling Drop-Off Contract</p>	<p>The District will evaluate the current contract for the recycling drop-off site program prior to the first 5-year contract term. The review will include the extension options, developing a new RFP, if a new RFP is developed, what changes should be made and other factors as needed.</p> <p>Target Audience: N/A                      Service Area: District                      Materials Collected: N/A                      Program Operator: District                      Program Paid by: District                      Program Promotion: District                      District Expenses: Budget Line Item 2.A.1</p>	<p>2026</p>	<p>2027</p>	<p>n/a</p>
<p>Evaluate District Recycling Drop-Off Containers for Maintenance and or Replacement</p>	<p>The District will evaluate the condition of each recycling drop-off container used in the program for maintenance and or replacement within the first 10 years of use. If replacement and or maintenance is needed, the District will develop a budget and plan to implement the changes as needed. Since this initiative is projected to occur at a point when the next Plan Update will be developed, no further action or budget is needed at this time. If an emergency situation occurs that requires a replacement, repair or routine maintenance before this time, the District will utilize excess fund balance money to fund the repairs/replacement.</p> <p>Target Audience: N/A                      Service Area: District                      Materials Collected: N/A                      Program Operator: District                      Program Paid by: District                      Program Promotion: District</p>	<p>2030</p>	<p>2031</p>	<p>N/A</p>

Name	Description	Start Date	End Date	Goals
	District Expenses: Budget Line Item 2.D.2			
<p>Commercial and Industrial Business Program - Technical Assistance</p>	<p>The District provides technical assistance to the commercial and industrial sector as well as the institutional sector through direct engagement activities related to solid waste and recycling content. The District is a technical resource for businesses and schools for recycling and solid waste questions as needed and requested. The District includes a vast array of resources on its web site for the benefit of residents and businesses.</p> <p>Target Audience: Commercial, Industrial, Institutional                      Service Area: District                      Materials Collected: N/A                      Program Operator: District                      Program Paid by: District                      Program Promotion: District                      District Expenses: Budget Line Item 2.A.1</p>	Existing	Ongoing	3, 4, 5
<p>Commercial and Industrial Business Program - Ohio EPA Market Development and Scrap Tire Grant Technical Assistance and Sponsorship</p>	<p>The District provides technical assistance to commercial, industrial and institutional entities regarding Ohio EPA grants as requested.</p> <p>Target Audience: Commercial, Industrial, Institutional                      Service Area: District                      Materials Collected: N/A                      Program Operator: District                      Program Paid by: District                      Program Promotion: District                      District Expenses: Budget Line Item 2.A.1</p>	Existing	Ongoing	4, 5, 9
<p>Commercial and Industrial Business Program - Waste Audits and Assessments</p>	<p>The District may assist businesses with waste audits for commercial businesses, industries, agricultural operations, and non-profit organizations upon request for no cost. Assessments will include a review of the entity's operations, what is recycled and disposed of and their goals to improve. Recommendations will be made based on the assessment.</p> <p>Target Audience: Commercial, Industrial, Institutional                      Service Area: District                      Materials Collected: N/A                      Program Operator: District                      Program Paid by: District                      Program Promotion: District                      District Expenses: Budget Line Item 2.A.1</p>	Existing	Ongoing	4, 5
<p>Commercial and Industrial Program – Recycling Drop-Off Sites</p>	<p>The District allows commercial and industrial facilities to utilize the recycling drop-off program for low volume recycling needs. Large generators of recyclables are advised to work directly with a hauler and or broker to meet their recycling needs.</p> <p>Target Audience: Commercial, Industrial, Institutional                      Service Area: District</p>	2021	Ongoing	2, 5

Name	Description	Start Date	End Date	Goals
	Materials Collected: N/A Program Operator: District Program Paid by: District Program Promotion: District District Expenses: Budget Line Item 2.d.2			
Commercial and Industrial Program – Ohio Materials Market Place	The District will promote the Ohio Materials Market Place (OMMP) on its web site for businesses. In addition, during direct engagement opportunities such as waste assessments, the District will also promote the OMMP.  Target Audience: Commercial, Industrial, Institutional Service Area: District Materials Collected: N/A Program Operator: District Program Paid by: District Program Promotion: District District Expenses: Budget Line Item 2.A.1	2025	Ongoing	2, 5
Commercial and Industrial Program – Recycling Service Opportunities	The District will work with Ohio EPA and the local and regional recycling service providers to identify opportunities for additional recycling services for District businesses and institutional entities. These services would not be paid for by the District.  Target Audience: Commercial, Industrial, Institutional Service Area: District Materials Collected: N/A Program Operator: District Program Paid by: District Program Promotion: District District Expenses: Budget Line Item 2.A.1	2025	Ongoing	2, 5
HHW Collection	The District will conduct an annual HHW collection for residents.  Target Audience: District Residents Service Area: District Materials Collected: Paint, Cleaners, Bulbs, Batteries, Propane Cylinders, Pesticides, Insecticides, Aerosols and other HHW  Program Operator: Contractor Program Paid by: District Program Promotion: District District Expenses: Budget Line Item 2.e.2	Existing	Ongoing	2, 6
Lead Acid Batteries	Lead acid batteries as well as other household batteries are accepted in the District’s HHW program.  Target Audience: District Residents Service Area: District Materials Collected: Lead Acid Batteries	Existing	Ongoing	2, 6

Name	Description	Start Date	End Date	Goals
	Program Operator: Contractor Program Paid by: District Program Promotion: District District Expenses: Budget Line Item 2.e.2			
Used Oil and Antifreeze	Used oil, antifreeze and other common residential oils are accepted in the District's HHW program.  Target Audience: District Residents Service Area: District Materials Collected: Used Oil and Antifreeze Program Operator: Contractor Program Paid by: District Program Promotion: District District Expenses: Budget Line Item 2.e.2	Existing	Ongoing	2, 6
Residential Scrap Tire Voucher Program	The District provides residents with a scrap tire voucher program as described in Appendix H.  Target Audience: District Residents Service Area: District Materials Collected: Scrap Tires Program Operator: Contractor Program Paid by: District Program Promotion: District District Expenses: Budget Line Item 2.e.1	2021	Ongoing	2, 6
Farm Tire Collection Event	The District will provide an annual collection of scrap tires generated from local Ashland County farms from 2023-2029 then re-access the need for additional collections in the next Plan Update. The District will restructure the user fees charged by tire starting in 2024.  Target Audience: District Residents Service Area: District Materials Collected: Scrap Tires Program Operator: Contractor Program Paid by: District Program Promotion: District District Expenses: Budget Line Item 2.e.5	2022	2029	2, 5, 6
E-Waste Collection	The District will conduct an annual electronics collection for residents. Additional targeted collections for community government offices, institutions, non-profits and small business may occur based on available budget.  Target Audience: District Residents Service Area: District Materials Collected: TVs, Computers, Printers, Monitors, Computer Support Equipment, Misc Electronics  Program Operator: Contractor Program Paid by: District	Existing	Ongoing	2, 6

Name	Description	Start Date	End Date	Goals
	Program Promotion: District District Expenses: Budget Line Item 2.e.3			
Refrigerant Containing Appliance Voucher Program	The District will conduct a refrigerant containing appliance voucher program as described in Appendix H.  Target Audience: District Residents Service Area: District Materials Collected: Air conditioners, freezers, refrigerators, dehumidifiers  Program Operator: Contractor Program Paid by: District Program Promotion: District District Expenses: Budget Line Item 2.e.4	2023	Ongoing	2, 6
Non-Refrigerant Containing Appliances	The District does not conduct any special collections for non-refrigerant containing appliances. The District does provide information on entities and recyclers in the area and region that accept non-freon containing appliances.  Target Audience: District Service Area: District Materials Collected: Non-Refrigerant Containing Appliances  Program Operator: N/A Program Paid by: N/A Program Promotion: District District Expenses: N/A	Existing	Ongoing	2, 6
Medicine and Prescriptions	The District does not conduct any special collections for medication or prescriptions. The District does provide information on its web site regarding local and regional opportunities to properly manage these materials.  Target Audience: District Service Area: District Materials Collected: Medicines and Prescriptions Program Operator: N/A Program Paid by: N/A Program Promotion: District District Expenses: N/A	Existing	Ongoing	2, 6
Data Collection	The District will survey the recyclers and processors of materials that are generated by District the residential and commercial sector including institutions for recycling data annually. The District will also utilize data from Ohio EPA and other third parties.  The data collected along with the plan implementation monitoring each year will be used to complete the Annual District Report as required by law.  Target Audience: District Service Area: District	2024	Ongoing	1, 10

Name	Description	Start Date	End Date	Goals
	Materials Collected: N/A Program Operator: N/A Program Paid by: N/A Program Promotion: District District Expenses: Budget Line Item 2.a			
District Web Site	The District web site will continue and be updated as needed.  Target Audience: District Service Area: District Materials Collected: N/A Program Operator: N/A Program Paid by: N/A Program Promotion: District District Expenses: Budget Line Item 2.a	Existing	Ongoing	3, 4
Education and Outreach Program - Adult Education	The District provides educational opportunities for adults throughout the year. This includes: <ul style="list-style-type: none"> <li>• Information on website including recycling and educational content</li> <li>• Conduct presentations as requested based on staff availability</li> <li>• Include special waste topics in presentations whenever requested or possible (HHW, batteries, E-Waste, tires and appliances)</li> <li>• Attend Ashland County Fair with an educational booth</li> </ul> Target Audience: District Adults Service Area: District Materials Collected: N/A Program Operator: District Program Paid by: District Program Promotion: District District Expenses: Budget Line Item 2.a and 2.g.1	Existing	Ongoing	3, 4
Education and Outreach Program – Community Education	The District provides educational opportunities for communities and elected officials throughout the year. This includes: <ul style="list-style-type: none"> <li>• Information on website including recycling and educational content</li> <li>• Conduct presentations as requested based on staff availability</li> <li>• Attend Township Trustee Association meetings when requested</li> <li>• Attend community governing board meetings when requested</li> </ul> Target Audience: District Adults Service Area: District	Existing	Ongoing	3, 4

Name	Description	Start Date	End Date	Goals
	Materials Collected: N/A Program Operator: District Program Paid by: District Program Promotion: District District Expenses: Budget Line Item 2.a and 2.g.1			
Education and Outreach Program - School Age Children Education	The District provides educational opportunities for students throughout the school year. This includes: <ul style="list-style-type: none"> <li>• Information on website including recycling and educational content</li> <li>• Conduct presentations and lesson plans to local schools</li> <li>• Conduct special projects including contests and recycling drives</li> </ul> Target Audience: District Adults Service Area: District Materials Collected: N/A Program Operator: District Program Paid by: District Program Promotion: District District Expenses: Budget Line Item 2.a and 2.g.1	Existing	Ongoing	3, 4
Education and Outreach Program – Advertisement of District Programs	The District has historically advertised in the local newspaper for its special collection events (HHW, Ewaste). This will continue throughout the planning period. Starting in 2024 and ending in 2029, the District will mail to each household in the County a flyer that promotes all programs, special collections dates and locations and other messaging to provide education to District residents. For the next Plan Update that starts in 2028-2029, the District will evaluate this program for its effectiveness to determine if it will continue into the next plan.  Target Audience: District Residents Service Area: District Materials Collected: N/A Program Operator: District Program Paid by: District Program Promotion: District District Expenses: Budget Line Item 2.g.2	2024	2029	3, 4
Ashland County Landfill – Post Closure Care	The Ashland County Landfill was closed in 1997 and entered into post closure care on April 19, 2000. The 30-year post closure care period is scheduled to end on April 19, 2030 or until Ohio EPA releases the post closure care requirement. The District contracts with a consultant to conduct the necessary post closure care requirements including well testing and monitoring, annual report preparation and other activities. The District also contracts with a local farmer to harvest hay from the top of the landfill twice per year. The	2000	2030	N/A

Name	Description	Start Date	End Date	Goals
	<p>District may evaluate alternative uses for the landfill during or after the post closure period.</p> <p>Target Audience: N/A                      Service Area: N/A                      Materials Collected: N/A                      Program Operator: Consultant                      Program Paid by: District                      Program Promotion: N/A                      District Expenses: Budget Line Item 2.c</p>			
<p>Evaluate Post Closure Care Funding for Closed Ashland County Landfill</p>	<p>The closed Ashland County Landfill is currently under post closure care until April 19, 2030 or when Ohio EPA releases the District from the post closure care requirements. The District reserves the right to remove or keep the funding mechanism or to develop a new revenue source from the landfill, either during or after the post closure care period, as determined by the Board of County Commissioners.</p> <p>Target Audience: N/A                      Service Area: N/A                      Materials Collected: N/A                      Program Operator: District                      Program Paid by: District                      Program Promotion: District                      District Expenses: Budget Line Item 2.c</p>	<p>Existing</p>	<p>2030 or beyond</p>	<p>N/A</p>
<p>Evaluate U.S EPA Waste Reduction Model</p>	<p>The District conducted the evaluation as required in Format 4.1 as a part of the Plan Update Process.</p> <p>Target Audience: N/A                      Service Area: District                      Materials Collected: N/A                      Program Operator: District                      Program Paid by: District                      Program Promotion: District                      District Expenses: Budget Line Item 2.A.1</p>	<p>2023</p>	<p>2023</p>	<p>8</p>
<p>Annual District Report</p>	<p>The District shall complete the EPA Annual District Report annually by June 1<sup>st</sup> of each year.</p> <p>Target Audience: EPA                      Service Area: District                      Materials Collected: N/A                      Program Operator: District                      Program Paid by: District                      Program Promotion: District                      District Expenses: Budget Line Item 2.A.1</p>	<p>Ongoing</p>	<p>Ongoing</p>	<p>10</p>





## **APPENDIX J**

# REFERENCE YEAR OPPORTUNITY TO RECYCLE AND DEMONSTRATION OF ACHIEVING GOAL I



## APPENDIX J. Reference Year Opportunity to Recycle and Demonstration of Achieving Goal 1

The Ashland County Solid Waste District (District) is committed to achieving Goal 1 of the 2020 State Plan. This section demonstrates the District's achievement of Goal 1 in the reference year and the programs that will help maintain the achievement of Goal 1 throughout the planning period.

### A. Residential Sector Opportunity to Recycle

The following table presents the recycling opportunities in the reference year and years 1, 5, 10, and 15 of the planning period, as well as the population credit received for each opportunity. Communities that have non-subscription curbside recycling and recycling drop-off sites, drop-off sites show a credit of zero. Municipalities are not permitted to have population credits exceeding 100%.

**Table J-1 Opportunity to Recycle**

ID #	Name of Community	Twp	2021		2025		2029		2034		2039	
			Pop.	Credit	Pop.	Credit	Pop.	Credit	Pop.	Credit	Pop.	Credit
<b>Non-subscription curbside</b>												
NSC1	City of Ashland	N/A	19,282	19,282	18,943	18,943	18,551	18,551	18,079	18,079	17,575	17,575
NSC2	Village of Loudonville	N/A	2,710	2,710	2,662	2,662	2,607	2,607	2,541	2,541	2,470	2,470
<b>Full-time, urban drop-off</b>												
FTU1	Buehler's Market 1055 Sugarbush Dr. Ashland, OH	N/A	19,282	0	18,943	0	18,551	0	18,079	0	17,575	0
FTU2	Ashland County Maintenance Facility 1270 Middle Rowsburg Rd. Ashland, OH	N/A	19,282	0	18,943	0	18,551	0	18,079	0	17,575	0
<b>Full-time, rural drop-off</b>												
FTR1	Orange Twp. Garage 930 CR 801 Ashland, OH	Orange Twp	2,513	2,500	2,469	2,500	2,418	2,500	2,356	2,500	2,290	2,500
FTR2	Ashland Co.-West Holmes Career Ctr. (Vermilion Twp.) 1763 SR 60 S Ashland, OH	Vermilion Twp	2,574	2,500	2,529	2,500	2,476	2,500	2,413	2,500	2,346	2,500
FTR3	Village of Loudonville	N/A	2,442	0	2,399	0	2,349	0	2,290	0	2,226	0

ID #	Name of Community	Twp	2021		2025		2029		2034		2039	
			Pop.	Credit	Pop.	Credit	Pop.	Credit	Pop.	Credit	Pop.	Credit
	Wally Road, Loudonville, OH											
FTR4	Savannah Village Ball Park 56 Bailey St, Savannah, OH	Clear Creek Twp	2,212	2,500	2,173	2,500	2,128	2,500	2,074	2,500	2,016	2,500
FTR5	Troy Twp. Garage 924 US 224, Nova, OH	Troy Twp	1,089	2,500	1,070	2,500	1,048	2,500	1,021	2,500	993	2,500
FTR6	Mifflin Twp. Garage 16 Maine St. Mifflin, OH	Mifflin Twp	1,213	2,500	1,192	2,500	1,167	2,500	1,137	2,500	1,106	2,500
FTR7	Perrysville Fire Dept. SR 39 Perrysville, OH	Green Twp	3,711	2,500	3,646	2,500	3,570	2,500	3,479	2,500	3,382	2,500
FTR8	Cinnamon Lake CR 620 Jackson, OH	Jackson Twp	3,887	2,500	3,819	2,500	3,740	2,500	3,644	2,500	3,543	2,500
FTR9	Lake Twp. Garage 2499 CR 3374 Loudonville, OH	Lake Twp	706	2,500	694	2,500	679	2,500	662	2,500	643	2,500
FTR1 0	Polk Village Sewer Plant W Congress St. Polk, OH	Jackson Twp	3,887	2,500	3,819	2,500	3,740	2,500	3,644	2,500	3,543	2,500
FTR1 1	Sullivan Township 245 Twp. Hwy. 501 Sullivan, OH	Sullivan Twp	2,620	2,500	2,574	2,500	2,521	2,500	2,457	2,500	2,388	2,500
FTR1 2	Mohican Twp. Garage 2008 SR 89 Jeromesville, OH	Mohican Twp	2,065	2,500	2,029	2,500	1,987	2,500	1,936	2,500	1,882	2,500
FTR1 3	Rowsburg Community Ctr 199 US 250, Polk, OH	Perry Twp	1,980	2,500	1,945	2,500	1,905	2,500	1,856	2,500	1,805	2,500
<b>Total County Population</b>			52,388		51,467		50,401		49,119		47,749	
<b>Total Population Credit</b>			51,992		51,605		51,158		50,620		50,045	
<b>Percent of Population</b>			99%		100%		100%		100%		100%	

**Source(s) of Information:** Ohio Development Services Agency, 2021 Population Estimates by County, City, Village, and Township, June 2022.

Both curbside programs and all drop off programs operating during the reference year are expected to continue.

The District reserves the right to adjust (remove, add, change, modify) drop-off sites throughout the planning period for any of the following reasons:

- If new curbside programs come online
- Drop-off sites are abused and or have excess contamination
- Other access creditable programming or services develop that negates the need of any particular site
- Other reasons as determined by the Board of County Commissioners

The District included all of the drop-off recycling sites in operation regardless of if they meet the criteria to be eligible for access credit toward achieving Goal 1. Some sites in the table are listed with a population credit of zero. These sites are located in cities, villages, or townships that provide non-subscription curbside recycling access. Communities with non-subscription curbside recycling programs have a population credit equal to 100% of the total population; therefore, additional population credit for drop-offs cannot be counted toward achieving Goal 1 because the access credit would exceed the total population of the political subdivision.

**Summary of Recycling Infrastructure**

The District has 2 non-subscription curbside recycling communities and no subscription curbside recycling programs. Non-subscription curbside recycling provides 100% recycling access for the residents and subscription provides 25% recycling access. The drop-off program also adds access for the residents. There are 15 drop-off sites within the District which allow for additional recycling options. These drop-offs help multi-family housing have access to recycling too. Due to the non-subscription credits given to some of the programs, not all drop-offs receive access credit.

The District will monitor population projections over the planning period if additional recycling access is needed to meet the 80% access goal in any county of the District.

**Table J-1b. Opportunity to Recycle Summary**

Year	Population Data	County
		Ashland
2025	Total County	51,467
	Credit	51,605
	% Access	100%
2029 (Year 5)	Total County	50,401
	Credit	51,158

Year	Population Data	County
		Ashland
	% Access	100%
2034 (Year 10)	Total County	49,119
	Credit	50,620
	% Access	100%
2039 (Year 15)	Total County	47,749
	Credit	50,045
	% Access	100%

Tables J-2 and J-3 are not applicable to the District and have been omitted.

**B. Commercial Sector Opportunity to Recycle**

**Table J-4. Infrastructure Demonstration for the Commercial Sector**

Service Provider	Type of Recycling Service Provided	Cc	Mp	Sc	PI	W
Brady Metals	Scrap Yard			✓		
Buckeye Diamond Logistics	Hauler Collection, Pallet Refurbisher	✓			✓	✓
Carolls Truck Parts (Galion, OH)	Scrap Yard			✓		
City of Ashland (Ashland, OH)	Hauler Collection	✓				
Diamond Pallets	Hauler Collection, Pallet Refurbisher					✓
District Drop-Offs	15 Drop-Off Locations	✓	✓	✓	✓	
Gateway Recycling (Cleveland, OH)	Hauler Collection	✓	✓	✓	✓	
Innovative Recycling (Galion, OH)	Buy Back	✓	✓	✓	✓	
Local Amish Farms	Hauler Collection					✓
Medina Recycling (Medina, OH)	Hauler Collection, Buy Back	✓	✓		✓	
Metal Conversions (Mansfield, OH)	Scrap Yard			✓		
Milliron Recycling (Mansfield, OH)	Scrap Yard, Buy Back	✓	✓	✓	✓	

Service Provider	Type of Recycling Service Provided	Cc	Mp	Sc	PI	W
OmniSource (Mansfield, OH)	Scrap Yard, Hauler Collection			✓		
Pinnacle	Hauler Collection	✓	✓			
PSC Metals (Wooster, OH)	Scrap Yard			✓		
R&R Pallets	Hauler Collection, Pallet Refurbisher					✓
Recycle It	Hauler Collection, Material Recovery Facility	✓	✓	✓	✓	
River Valley	Hauler Collection		✓			
Royal Oaks Paper Retriever (Multiple Locations)	Hauler Collection		✓			
Rumpke (Columbus, OH)	Hauler Collection, Material Recovery Facility	✓	✓	✓	✓	✓
Sims Metal Management (Delaware/Columbus, OH)	Scrap Yard			✓		
<b>Total</b>		24	24	26	22	5

*Cc = corrugated cardboard, Mp = mixed paper, Sc = steel cans, PI = plastics, W = wooden pallets and packaging*

Table J-4, “Infrastructure Demonstration for the Commercial Sector,” presents drop-offs, buy backs, scrap yards, haulers, and pallet refurbishers that provide recycling opportunities to the commercial/institutional sector. The total number of recycling opportunities in the District’s jurisdiction for five materials designated for the commercial sector to demonstrate compliance with Goal 1 are as follows:

- Cardboard: 24
- Mixed paper: 24
- Steel cans: 26
- Plastics: 22
- Wood pallets and packaging: 5

The categories for cardboard, mixed paper, steel cans and plastics include the 15 District drop-off sites.

## C. Demonstration of Meeting Other Requirements for Achieving Goal 1

### 1. Residential/Commercial Waste Reduction and Recycling Rate

In the 2021 reference year, the District's residential/commercial sector achieved a 25% waste reduction and recycling rate, which was equal to the 25% requirement to achieve Goal 1. The waste reduction and recycling rate is projected to increase to 28% in 2025 and is projected to increase each year throughout the planning period to 32% in 2039.

### 2. Industrial Waste Reduction and Recycling Rate

The Ohio EPA eliminated the industrial percentage goal. The District shall incorporate a strategic initiative for the industrial sector into its solid waste management plan.

Appendix I contains the District programs offered to the industrial sector.

### 3. Encouraging Participation

The District will encourage residents and commercial generators to participate in available recycling infrastructure using a variety of outreach, education, and incentive programs, including the following:

- **Educational Displays at Community Events:** The District hosts a booth at the County Fair and other major community events. Information on the District's programs and opportunities to recycle is available.
- **Website:** The District regularly updates its website. The web site was greatly improved in 2021 and 2022.
- **Resource Guide:** The District has produced and made available on its web site a Resource Guide for residents, businesses and other entities. The guide includes other opportunities to recycle locations throughout the region.
- **Environmental Educator:** The District employs a dedicated Environmental Educator to perform presentations to students, manage school recycling programs, activities, and contests. The District Educator and Coordinator are also available for adult presentations for businesses, civic groups, church groups and non-profits.

- **Waste Assessment & Audits**

The District provides education/technical assistance, guidelines and methodology for performing waste audits to help businesses identify alternatives to waste generation, methods for collection and marketing of recyclable materials for businesses and other organizations/entities.

- **Grant Programs**

The District provides assistance to local businesses in identifying opportunities for grants and/or loans from federal and state sources to fund pollution prevention and waste minimization opportunities

Appendices I and L include detailed information about each program.





## **APPENDIX K**

# WASTE REDUCTION AND RECYCLING RATES AND DEMONSTRATION OF ACHIEVING GOAL 2



## APPENDIX K. Waste Reduction and Recycling Rates and Demonstration of Achieving Goal 2

Even though the District has chosen to demonstrate compliance with Goal 1 of the State Plan, the District will strive to continue to achieve Goal 2 as well, which states that the District will recycle or reduce at least 25% of the solid waste generated by the residential/commercial sector.

**Table K-1** below shows the waste reduction and recycling (WRR) rates for the residential/commercial sector in the reference year and projected for the planning period. The District meets the state's WRR goal for the residential/commercial sector for each year of the planning period.

**Table K-1. Annual Rate of Waste Reduction: Residential/Commercial Solid Waste**

	Year	Population	Recycled	Disposed	Total Generated	WRR Rate	Per Capita WRR Rate (PPD)
X First Year of Planning Period →	2021	52,388	12,775	38,428	51,204	24.95%	1.3
	2022	52,098	13,723	39,791	53,514	25.64%	1.4
	2023	51,888	13,419	38,595	52,014	25.80%	1.4
	2024	51,677	13,515	36,876	50,391	26.82%	1.4
	2025	51,467	13,613	36,726	50,338	27.04%	1.4
	2026	51,146	13,711	36,497	50,208	27.31%	1.5
	2027	50,898	13,811	36,319	50,130	27.55%	1.5
	2028	50,649	13,911	36,142	50,053	27.79%	1.5
	2029	50,401	14,012	35,965	49,977	28.04%	1.5
	2030	50,224	14,115	34,261	48,376	29.18%	1.5
	2031	49,894	14,218	35,603	49,821	28.54%	1.6
	2032	49,636	14,323	35,419	49,741	28.79%	1.6
	2033	49,377	14,428	35,234	49,663	29.05%	1.6
	2034	49,119	14,535	35,050	49,585	29.31%	1.6
	2035	48,933	14,642	34,917	49,560	29.54%	1.6
	2036	48,583	14,751	34,668	49,419	29.85%	1.7
	2037	48,305	14,861	34,469	49,330	30.13%	1.7
	2038	48,027	14,972	34,271	49,243	30.40%	1.7
	2039	47,749	15,084	34,072	49,156	30.69%	1.7

WRR = waste reduction and recycling

**Sources of Information:** Data for this table is taken from the following portions of the solid waste management plan:

- Waste reduced and recycled: Appendix E, Table E-4 (for reference year) and Table E-5 (for planning period)
- Waste Disposed: Appendix D, Table D-3 (for reference year) and Table D-5 (for planning period)
- Waste Generated: Appendix G, Table G-1 (for reference year) and Table G-2 (for planning period)
- Population: Appendix C, Table C-1 (for reference year) and Table C-2 (for planning period)

**Sample Calculations:**

*2021 Waste Generated = 2021 Waste reduced and recycled + 2021 waste disposed*  
*51,204 tons = 12,775 tons + 38,428 tons*

*2021 Waste Reduction & Recycling Rate = (2021 Waste Reduced & Recycled ÷ 2021 Waste Generated) x 100*  
*24.95% = (12,775 tons ÷ 51,204 tons) x 100*

*2021 Per Capita Waste Reduction & Recycling Rate = (2021 tons recycled x 2,000) ÷ 365) ÷ population*  
*1.3 PPD = ((12,775 tons x 2,000) ÷ 365 days/year) ÷ 52,388 residents*

**Table K-1** demonstrates that the District did meet the requirements of Goal 2 to reduce and recycle at least 25% of the solid waste generated by the residential/commercial during the reference year. With new initiatives that the District plans to implement during the planning period (see Appendix I), the tons of recycling and rate will increase. The District projects that it will be above the 25% goal throughout the planning period.

**Table K-2** was not completed as the District is not required to track the industrial sector recycling percentages based on the new state plan requirements.

**Table K-3** was not completed as the District is not required to track the industrial sector recycling percentages based on the new state plan requirements. The combined recycling rate would not be available with the industrial sector recycling percentages not included.



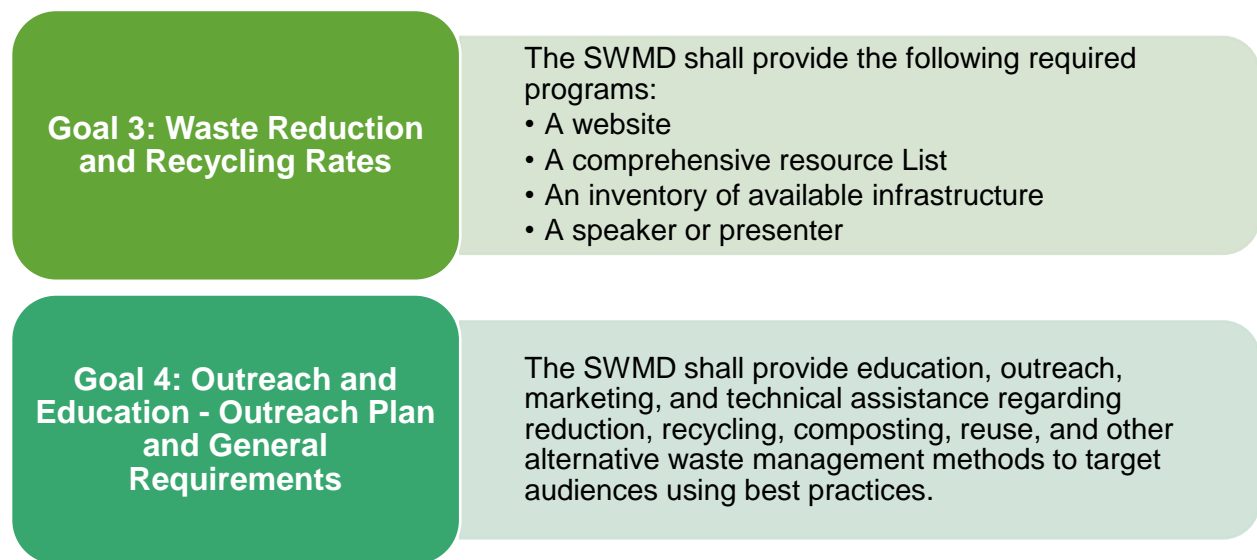
## **APPENDIX L**

### **MINIMUM REQUIRED EDUCATION PROGRAMS: OUTREACH AND MARKETING PLAN AND GENERAL EDUCATION REQUIREMENTS**



## APPENDIX L. Minimum Required Education Programs: Outreach and Marketing Plan and General Education Requirements

This Appendix discusses State Plan Goals 3 and 4 and the District's strategies to satisfy the requirements of meeting each goal. The following figure includes a summary of each goal, as presented in Ohio EPA's Plan Format v4.1:



### A. Minimum Required Education Programs

---

In accordance with Goal 3 of the *2020 State Plan*, the District is required to provide four minimum education programs including:

- A website
- A comprehensive resource list
- An inventory of available infrastructure
- A speaker or presenter.

The District met these requirements in the reference year. The following demonstrates the District's reference year program and or initiatives that meet the above requirements.

#### 1. Website

The District's comprehensive website is updated regularly. The website is available at: <https://www.ashlandcountyoh.us/county-services/solid-waste-district/solid-waste-district-2>

The main web page is the launching point to all the resources available to District residents and businesses. This main page includes the following:

- District contact information
- Youth education
- Household hazardous waste and paint collection
- Recycling (recycling drop-off program)
- Residential scrap tire collection
- E-Waste collection
- Policy Committee
- Ashland County Community web site links
- Regional and statewide web site links
- Adjacent solid waste district web site links

The web site is maintained by the County Commissioners office with updates provided by the Deputy Clerk based on requested updates, changes, additions or deletions from the District Coordinator.

## **2. Comprehensive Resource List**

The District developed a detailed opportunities to recycle document that provides local and regional entities that accept materials for recycling or reuse.

The District also created special HHW and special materials document that provides local and regional entities that accept materials for recycling, reuse or proper disposal.

Both of the online documents provide the following information:

- Entity location by material accepted
- Contact information when available
- Conditions for acceptance when available

The District also provides detailed program flyers for the following:

- Recycling drop-off site locations
- Recycle right flyer
- Recycle drop-off program detailed acceptable and non-acceptable materials list
- Household hazardous waste program and alternative local and regional management options
- Electronic waste and TV collection program (started in 2022)
- Residential scrap tire voucher program
- Freon appliance voucher program (started in 2023)

- Farm tire collection program (started in 2022)

**b. Access to Recycling Guide**

The Recycling Guide can be accessed electronically on the District's website.

**c. Recycling Guide Updating Strategy**

The District Coordinator reviews the recycling guide periodically and provides updates as needed.

**3. Infrastructure Inventory**

**a. Description**

The District's Solid Waste Management Plan includes an infrastructure inventory. The District also provides local and regional disposal facility and hauler information in the recycling guide. The guide is updated periodically.

**b. Access to Inventory**

The inventory was available on the District's website in the reference year (2021) and all years forward.

**4. Speaker/Presenter**

**a. Description**

During the reference year, the District continued contracting with an Environmental Educator to perform education and outreach activities. The District Coordinator is also available to conduct presentations to adults and organizations as needed.

**b. Environmental Education Specialist's Duties**

The District's Environmental Educator conducts in-school and civic group presentations, organizes and runs recycling contests for students, plans and manages recycling tours, and participates in special community events, such as hosting a booth at the County fair.

**B. Outreach and Education – Outreach Plan and General Education Requirements**

**1. Evaluation of Existing Programs and Outstanding Needs**

The following table presents the District’s existing education and outreach programs and each program’s target audience.

Existing Programs	Target Audience				
	Residents	Schools	Industries	Institutions & Commercial Businesses	Communities & Elected Officials
District Website	✓	✓	✓	✓	✓
Presentations	✓	✓	✓	✓	✓
Special Event Engagement	✓				
Educational Display at Fairgrounds and Community Events	✓	✓	✓	✓	
School Contests	✓	✓			
Commercial/Industrial Institutional Waste Assessments		✓	✓	✓	
Commercial/Industrial Institutional Technical Assistance		✓	✓	✓	
Commercial/Industrial EPA Grant Assistance		✓	✓	✓	
<b>Total Program per Group</b>	<b>5</b>	<b>7</b>	<b>6</b>	<b>6</b>	<b>2</b>

**2. Audience: Residents**

**Overview**

The District provides a website for residents, businesses, non-profits, institutions and government to find appropriate information on the many program opportunities to recycle in the District and surrounding region (see Appendix H and L). The District also has targeted newspaper and direct mailer advertisements on District programs and/or initiatives as needed. Additionally, the District provides flyers, brochures, and other supportive information on recycling and solid waste management.

The District also provides presentations to civic groups, community meetings and other engagements with the general public as requested.



## Outreach Methodologies

### Audience Needs

The District uses newspaper advertisements, direct mail, flyers, direct engagement and other forms of outreach to reach those residents who do not use the web. This initiative includes the following strategy:

- Conduct targeted education and outreach initiatives that can demonstrate measurable results of improvement through direct mailers as needed.
- With the approval of this Plan Update, conduct targeted boots on the ground tagging and direct engagement for curbside and drop-off programs to reduce contamination and increase correct recycling.
- Engagement with residents at the County Fair annually through the District Fair Booth.
- Engagement with residents at community events and meetings through presentations.

### Behavior Change Focus

The District is planning on implementing two new targeted direct engagement initiatives with the implementation of this Plan Update. The engagement initiatives include meeting with recycling drop-off participants and targeted sites across the District to understand their recycling habits, inspect the materials they delivered and provide education materials on the proper recycling procedures. The second initiative will be to conduct targeted curbside recycling container set-out inspections, if requested by the communities. The inspection would include leaving a tag on set-outs that are not compliant with the curbside program's acceptable materials. These initiatives will be conducted by District staff and or volunteers, as available.

### The Repeat Message

All advertisements, posters, flyers, and other promotional material will have the same logo and branding to represent the District. This was accomplished in 2021 with the revamping of the District's branding. Additionally, messages will be kept simple and repetitive in order for residents to remember the main message being communicated.

## Measuring Results and Effectiveness

The District uses a counter of visitors to the website, recycling rates, recycling drop-off utilization and other factors to measure the success of this education and outreach plan. In addition, the direct engagement programs contained in this program offer the District the opportunity to measure the effectiveness of the overall education and out reach program.

### 3. **Audience: Schools**

#### **Overview**

The District provides educational opportunities for students throughout the school year with its Environmental Educator. In 2021, the District's made 450 presentations on many solid waste topics reaching 9,261 students. School programs continued to be an important part of the District's outreach efforts. The presentations helped increase involvement in residential and commercial recycling after students learned about recycling. Presentations also encouraged parents to become involved if they were not already recycling.

#### **Outreach Methodologies**

##### Audience Needs

The District's education and outreach for students covers a broad range of engagement initiatives including:

- Direct engagement via presentations
- Development of lesson plans for teachers
- Conducting annual poster contests
- Conducting annual recycling drives
- Earth Day programing
- Recycle treasure hunts
- Other activities

The District created a new environmental presentation request form on the web site in 2021. The new form includes the following service requests:

- Pre K through 3 Grade Presentation
- Grade 4 through 8 Presentation
- High School Presentation
- College Age Student Presentation
- Adult Presentation
- Summer Camp Presentation
- Special Event Display

- Contest
- Other Request

### Behavior Change Focus

The District's focus is to effect behavior change in school age children through direct engagement, thoughtful lesson plan development, contests and recycling drives. Behavior change will be assessed on the initiatives implemented in the education and outreach program and how well the school age children grasp the concepts and lesson plan objectives.

### The Repeat Message

The District's education and outreach program has been operating for many years with the same Environmental Educator. The theme of lesson plans and presentations has been focused on recycling, composting and increasing recycling correctly. Adaptation to the changes in the District in 2020-2023 is being addressed in the materials and programs offered under the education and outreach program.

### Measuring Results and Effectiveness

The District measures the school education programs by counting the number of presentations conducted, number of students reached, posters created, recycle drive performance and other factors.

The District measure success and the effectiveness of the school age children program by their comprehension of the lesson plans, the success of the recycle drives and overall engagement assessments. In addition, indirectly, the District can measure the effectiveness of the education and outreach program through the recycling program performances by program.

## 4. **Audience: Institutions & Commercial/Industrial Businesses**

### Overview

The District provides educational and program opportunities to the business and institutional sector such as free waste assessments and audits, presentations, phone line, information on brochures and the website, and advice and technical assistance. These programs allow for the District to assist institutions & commercial businesses with access to recycling infrastructure opportunities locally and in the region.

## Outreach Methodologies

### Audience Needs

The District understands that business needs are different than that of residents. The assistance provided to businesses or institutions includes the following:

- Web site provided resources and information
- Technical assistance on solid waste issues
- Waste assessments
- Assistance with Ohio EPA grants
- Promotion of Ohio EPA's Material Market Place (2025 or sooner)
- Working with EPA and local and regional recyclers and service providers to provide more recycling services for District businesses (2025)

The services above allow the District to connect to the business and institutional sector community and offer assistance with recycling and waste reduction program.

### Behavior Change Focus

The District will strive to effect behavior change in the following ways:

- Increased participation in District initiatives
- Increase commercial/institutional/industrial recycling
- Reduce commercial/institutional/industrial disposal

### The Repeat Message

Messaging will be designed to achieve the behavior change listed above. At a minimum, common messaging, standard branding and frequency will be employed as needed.

### Measuring Results and Effectiveness

The District can keep track of the number of business which inquire about audits, technical assistance, and presentations. The District can also track the results listed to measure the effectiveness of District-business relationships built.

## 5. Audience – Communities & Elected Officials

### Overview

The District has a good relationship with many communities and elected officials. The District works to keep good rapport and improve the recycling programs and infrastructure in District whenever possible.

### Outreach Methodologies

#### Audience Needs

Communities and elected officials (including Policy Committee and Board of County Commissioners for the District) benefit from understanding how the District operates and the programs it offers. Having direct engagement with communities and elected officials increases the rapport with the District and result in greater communication. Officials are often busy and may benefit from engagement with the District on changes or improvements with infrastructure in their communities as well as overall District programming. The District provides the following services to community leader and elected officials:

- Information on website including recycling, waste disposal and hauler information
- Curbside and drop-off assistance
- Contracting and marketing assistance
- Grant opportunities
- Presentations
- Policy Committee engagement and technical assistance
  - ✓ Policy Committee guidance manual (Created in 2022)
  - ✓ Engagement at meetings to discuss roles and responsibilities (Conducted annually starting in 2022)
- Board of County Commissioners engagement and technical assistance
  - ✓ Engagement at meetings to discuss roles and responsibilities
- Community engagement as requested such as council and trustee meetings, township trustee association meetings and other public meetings to discuss District programs

#### Behavior Change Focus

The District engages with community leaders, elected officials and the Board of County Commissioners of the District to educate, inform and provide them the tools for decision making. Decision making, based on

sound advice, information and proper education is the best behavior change practice the District can implement.

### The Repeat Message

The District can send emails for events and meeting invitations to communities & elected officials with a consistent message to keep officials up-to-date and in-the-know. This will allow more communication opportunities with the District as well.

### Measuring Results

The District can keep track of the officials invited and ones which attend a meeting or presentation. This would allow the District to follow the participation.

In addition, the technical assistance portion of the services offered to community leaders and elected officials can be measured if new or improved programs are created.

### Measuring Effectiveness

Determining the participation for the officials would allow the District to target future events to help get more officials involved with their communities and the opportunities they can help improve.

## **C. Outreach Priority**

---

The District is a small rural solid waste district with a part time District Coordinator and a contracted Environmental Educator with a limited budget. The Outreach priority for the District is to conduct a direct engagement initiative with participants at the District's recycling drop-off sites to change behavior on participating in the program correctly.

The District will incorporate all educational and outreach programs listed above and in Appendices H and I to meet the outreach priority.

### **Goal of the Outreach Priority**

- Increase public education of acceptable materials in the recycling drop-off and curbside recycling programs, decrease contamination
- Increase recycling for curbside and drop-off programs
- Decrease contamination at the District drop-off sites

### **Target Audience(s)**

- Participants at the District's recycling drop-off sites

### **Milestones**

- Visiting recycling drop-off sites during normal businesses hours to engage with participants to determine their recycling habits, knowledge and what materials they were delivering to the sites.
- Educational materials will be provided to those participants that need the additional resources to recycle correctly.
- The site visits will be random with no defined frequency or duration.

### **Who Implements the Strategy**

- This initiative may involve the District Coordinator, Environmental Educator and or local volunteers.

### **Measurement of Success**

- Increase in recycling tonnage reported by the District's contractor
- Decreased contamination as reported by the District's contractor.
- Decreased visual contamination from direct engagement activities/inspections by 20%.



# **APPENDIX M**

## **WASTE MANAGEMENT CAPACITY ANALYSIS**





## APPENDIX M. Waste Management Capacity Analysis

### A. Access to Publicly-Available Landfill Facilities

The District has zero in-District landfills. During the reference year, District-generated waste was directly hauled to 8 out-of-District landfills. These facilities had an average remaining capacity of more than 45.88 years. Seven of the eight facilities had enough currently permitted capacity to last through the end of the District's planning period. As a result, the District has concluded that adequate landfill capacity is available to serve the needs of the District for the entire planning period.

**Table M-1. Remaining Operating Life of Publicly-Available Landfills**

Facility	Location	Years of Remaining Capacity
<b><i>In-District</i></b>		
None		
<b><i>Out-of-District</i></b>		
American Landfill	Stark County, OH	74
County Environmental Landfill	Wyandot County, OH	105
Countywide RDF	Stark County, OH	62
Crawford Co. Sanitary Landfill	Crawford County, OH	23
Erie County Sanitary Landfill	Erie County, OH	43
Hancock County Landfill	Hancock County, OH	24
Kimble Sanitary Landfill	Tuscarawas County, OH	20
Noble Rd. Landfill	Richland County, OH	16
<b><i>Out-of-State</i></b>		
None		

**Source(s) of Information:** Ohio EPA Facility Data, 2021.

### B. Access to Captive Landfill Facilities

No captive landfills exist within the District; therefore, **Table M-2** has been omitted.

### D. Incinerators and Energy Recovery Facilities

The District did not send any solid waste to incinerators. Therefore, **Table M-3**, "Incinerators and Energy Recovery Facilities Used by the District in the Reference Year," has been omitted.



## **APPENDIX N**

# EVALUATING GREENHOUSE GAS EMISSIONS



## APPENDIX N. Evaluating Greenhouse Gas Emissions

Greenhouse gas (GHG) emissions associated with solid waste management activities were estimated for the District using U.S. Environmental Protection Agency's Waste Reduction Model (WARM). The WARM was applied to reference year (2021) data and data projected for the sixth year of the planning period, or year 2030. Only residential/commercial waste has been included in the first and second analysis. Sources of waste or recyclables have been combined as necessary to create waste category totals corresponding to input entries available in the WARM. For instance, the "Mixed Recyclables" material category represents the sum of commingled recyclable materials that were notated on the reference year's Annual District Report.

The top half of **Table N-1** shown below provides the results from the WARM analysis, assuming that all waste recycled and composted in the reference year was disposed in landfills. The model estimates a that a total of 8,236.51 metric tons of carbon dioxide equivalents (MTCO<sub>2</sub>E) would be emitted if all materials in the referenced year that were reported as recycled or composted were in fact landfilled. using this assumption which is characterized as the baseline scenario. The second half of **Table N-1** represents the actual amounts recycled and composted in 2021 and is termed the alternative scenario. The alternative scenario results in a savings of -24,418.11 MTCO<sub>2</sub>E from being emitted.

**Table N-1. Greenhouse Gas Emissions From All Recyclables in 2021**

### If Landfilled Model

Waste Category	MTCO <sub>2</sub> E if Landfilled
Corrugated Containers	707.51
Mixed Paper (general)	56.30
Food Waste	7,664.83
Yard Trimmings	(302.40)
Mixed Plastics	2.98
Mixed Electronics	0.00
Aluminum Cans	3.89
Steel Cans	47.74
Tires	22.79
Mixed Recyclables	32.87
<b>Net Totals</b>	<b>8,236.51</b>

**If Recycled or Composted Model**

Waste Category	MTCO <sub>2</sub> E if Recycled
Corrugated Containers	(12,215.27)
Mixed Paper (general)	(2,673.32)
Food Waste	(73.86)
Yard Trimmings	(80.77)
Mixed Plastics	(136.04)
Mixed Electronics	-
Aluminum Cans	(1,752.46)
Steel Cans	(4,318.20)
Tires	(423.34)
Mixed Recyclables	(2,744.85)
<b>Net Totals</b>	<b>(24,418.11)</b>

Combining the results from the two scenarios in **Table N-1** shows the GHG emissions saved within each material category, which is achieved by recycling and composting instead of landfilling all materials in the waste stream (see **Table N-2**). The total estimated GHG emissions savings is 32,654.62 MTCO<sub>2</sub>E.

**Table N-2. NET Greenhouse Gas Reductions for 2021: Alternative vs. Baseline Scenarios**

Waste Category	MTCO <sub>2</sub> E Savings
Corrugated Containers	(12,922.78)
Mixed Paper (general)	(2,729.62)
Food Waste	(7,738.69)
Yard Trimmings	221.63
Mixed Plastics	(139.02)
Mixed Electronics	-
Aluminum Cans	(1,756.35)
Steel Cans	(4,365.94)
Tires	(446.13)
Mixed Recyclables	(2,777.72)
<b>Net Totals</b>	<b>(32,654.62)</b>

**Table N-3** shows the material categories as well as the amounts recycled and composted which were entered into the model. This first analysis compares reference year (2021) residential/commercial recycling data to projected data for year six of the planning period (2030). The top half of **Table N-3** provides results from the WARM analysis of actual residential/commercial recycling tonnage and MTCO<sub>2</sub>E generation in 2021. The bottom half of the table represents the projected tonnage and MTCO<sub>2</sub>E generation for year 2030.

**Table N-3. Tons of Solid Waste Applied to WARM**

**2021 WARM Model**

Waste Category	Tons Recycled or Composted	Total MTCO <sub>2</sub> E
Corrugated Containers	3,896	(12,215.27)
Mixed Paper (general)	754	(2,673.32)
Food Waste	639	(73.86)
Yard Trimmings	1,508	(80.77)
Mixed Plastics	147	(136.04)
Mixed Electronics	0	-
Aluminum Cans	192	(1,752.46)
Steel Cans	2,357	(4,318.20)
Tires	1,125	(423.34)
Mixed Recyclables	962	(2,744.85)
<b>Net Totals</b>	<b>11,579</b>	<b>(24,418.11)</b>

**2030 WARM Model**

Waste Category	Tons Recycled or Composted	Total MTCO <sub>2</sub> E
Corrugated Containers	4,749	(14,88.37)
Mixed Paper (general)	919	(3,258.55)
Food Waste	779	(90.00)
Yard Trimmings	1,838	(98.45)
Mixed Plastics	179	(165.37)
Mixed Electronics	35	(27.49)
Aluminum Cans	234	(2,138.54)
Steel Cans	2,873	(5,264.05)
Tires	1,372	(516.18)
Mixed Recyclables	1,172	(3,345.22)
<b>Net Totals</b>	<b>14,115</b>	<b>(29,792.22)</b>

The two scenarios in **Table N-3** above are combined into **Table N-4** below to show that the GHG emissions between 2021 and 2030 decreased by 5,374 MTCO<sub>2</sub>E because of the increased recycling projected in this Plan Update.

**Table N-4. Net CHG Reductions for 2030: 2021 vs 2030**

Waste Category	Difference Between Scenarios in MTCO <sub>2</sub> E (2021 and 2030)
Corrugated Containers	2,673.10
Mixed Paper (general)	585.23
Food Waste	16.14
Yard Trimmings	17.68
Mixed Plastics	29.33
Mixed Electronics	27.49
Aluminum Cans	386.08
Steel Cans	945.85
Tires	92.84
Mixed Recyclables	600.37
<b>Net Totals</b>	<b>5,374</b>



# APPENDIX O

## FINANCIAL DATA



## APPENDIX O. FINANCIAL DATA

This Appendix summarizes the District's funding mechanisms, projected revenues and expenses for the planning period of 2025-2039. The District has prepared the budget section of this Plan Update to meet the requirements in the Ohio Revised Code, Section 3734.53 (A)(13)(d):

*The methods of financing implementation of the plan and a demonstration of the availability of financial resources for that purpose.*

The budget tables prepared for this *Plan Update* demonstrate that the District has the financial funding throughout the planning period to implement the planned programs and initiatives.

The Board, with the advice and assistance of the District Coordinator, will review and revise the District budget (County Budget System) as needed to implement the planned strategies, programs and/or activities as effectively as possible with the funds available. Revenues, not otherwise committed to an existing strategy, facility, program or activity may be used to increase funding to improve the effectiveness of an existing strategy, program or activity and to provide funding for a new strategy, facility, program or activity the Board concludes is justified based on the District Coordinator's recommendations and the content of this Plan Update.

The District anticipates the need to revise the District budget (County Budget System) and reallocate funds as programs change or when otherwise determined to be in the best interest of the District. If the budget in this *Plan Update* is affected to the point that it must be revised, the District will first determine if a material change in circumstance has occurred. If a material change in circumstance has not occurred but budget revisions are needed that go beyond normal adjustments, the District may revise the budget per ORC Section 3734.56(E) and follow the appropriate ratification requirements to finalize the budget revisions.

The District is committed to implementing planned strategies, facilities, programs and/or activities in a cost-effective manner. The District is committed to improving the effectiveness and reduce the cost of all District strategies, facilities, programs and activities. The District Board is authorized to expend District funds among other uses included in the *Plan Update* when costs are reduced or excess revenue is collected.

Additionally, the Board is authorized to use savings from cost reductions or excess revenue to provide grant funds or direct funding to evaluate, test and/or implement new strategies, facilities, programs and activities that are in compliance with this *Plan Update*. These expenditures are not a "material change in circumstance" regarding the implementation of this *Plan Update*.



## A. **FUNDING MECHANISMS AND REVENUE GENERATED**

---

### 1. **Disposal Fees**

The District does not receive revenue from disposal fees; therefore, Table O-1 has been omitted.

### 2. **Generation Fees**

The District does not receive revenue from generation fees; therefore, Table O-2 has been omitted.

### 3. **Contract Fees Through Designation**

The District has designated solid waste facilities pursuant to ORC 343.014 and has entered into contracts with designated facilities pursuant to which the District currently receives a Contract Fee for solid waste generated in the District and received at the designated facility. The per ton contract fee in 2021 was \$8.00 for District expenses (Fund# 151).

Appendix P contains a sample of a uniform designation agreement used for all designated facilities. The District shall renegotiate all Designation Agreements as necessary to ensure continued transfer and disposal capacity and funding to implement the Plan.

The total amount of waste generated in the District and disposed at contracted facilities in 2021 was 47,082 tons. This generated approximately \$376,657 of contract fee revenue. Table O-3 presents the contract fee schedule and the actual and projected contract fee revenue from 2021 to 2039.

**Table O-3. Contractual Fee Schedule and Revenue**

Year	Contract Fee Schedule (\$ per ton)	Waste Disposed at Contracted Facilities	Total Contract Fee Revenue
2021	\$8.00	47,082	\$376,657
2022	\$8.00	46,812	\$374,500
2023	\$8.00	45,141	\$361,129
2024	\$8.00	45,800	\$366,400
2025	\$8.00	43,363	\$346,907
2026	\$8.00	43,181	\$345,450
2027	\$8.00	43,051	\$344,406
2028	\$8.00	42,921	\$343,364
2029	\$8.00	42,791	\$342,326
2030	\$8.00	42,713	\$341,701

Year	Contract Fee Schedule (\$ per ton)	Waste Disposed at Contracted Facilities	Total Contract Fee Revenue
2031	\$9.00	42,525	\$382,727
2032	\$9.00	42,525	\$382,725
2033	\$9.00	42,525	\$382,725
2034	\$9.00	42,525	\$382,725
2035	\$9.00	42,525	\$382,725
2036	\$9.00	42,525	\$382,725
2037	\$9.00	42,525	\$382,725
2038	\$9.00	42,525	\$382,725
2039	\$9.00	42,525	\$382,725

The District has kept tonnage projections flat from 2031-2039. This is based on the fact that the District will update its plan two more times by the end of this Plan Updates planning period.

The District projects that from 2025-2030 the contract fee will be \$8.00/ton. Starting in 2030-2039, the contract fee may be \$9.00/ton. Since the Plan will be updated beginning in 2029, the projected contract fee increases will be assessed at that time. The approval of this Plan Update (ratification and EPA approval) does not mean this contract fee increases will be approved as well. The contract fee is part of a contract that can be changed at any time throughout the planning period at the discretion of the Board of County Commissioners.

The contract fee revenue and fund balance is available to the District for fund 133 if determined by the Board to be needed at any point in the planning period as Ohio law permits.

### **3. *Rate and Charge Contract Fees Through Designation***

Pursuant to ORC 343.08(C), the District has entered into contracts with designated facilities to which the District currently receives a Rate and Charge Contract Fee for solid waste generated in the District and received at the designated facility. The per ton Rate and Charge Contract Fee in 2021 was \$3.00 for (Fund# 133) for the post closure care of the Ashland County Landfill (ACL).

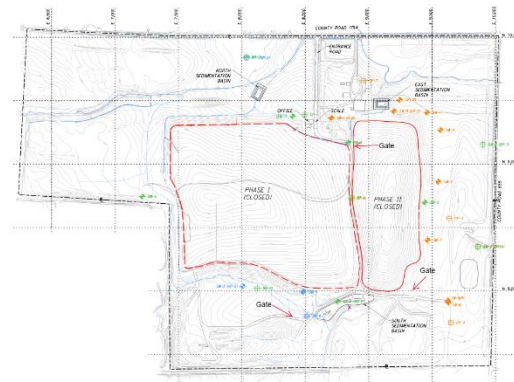
Appendix P contains a sample of a uniform designation agreement used for all designated facilities. The District shall renegotiate all Designation Agreements as necessary to ensure continued transfer and disposal capacity and funding to conduct the post closure care of the ACL.

### Landfill Post Closure Care Rate and Charge Contract Fee Summary

The District has been responsible for funding the post closure care of the Ashland County Landfill (ACL) through the rate and charge fee collected at designated facilities. The ACL is located approximately five miles southeast of the City of Ashland in the southwest and southeast quarters of Sections 2 and 3 of Vermillion Township, Ashland County, Ohio. County Road 1754 is the northern border for the facility, agricultural fields border the south and west, and County Road 655 borders the east.

The facility opened as a landfill site with a license to the County granted by the Ohio Department of Health through a plan approval on October 30, 1970. On March 11, 1986, the County received a Permit-to-Install (PTI) to operate the facility from the Ohio EPA (PTI No. 03-2659). The facility’s allowable maximum daily waste receipt of 278 tons of municipal solid waste per day was increased to 365 tons per day in 1988. The facility ceased accepting municipal solid waste on November 27, 1997 and submitted the Final Closure Certification required by 3745-27-12(J) on April 19, 2000. The facility is currently in the post-closure care period which is scheduled to end in 2030 pending Ohio EPA concurrence.

The District’s designation contracts include a requirement that an additional rate and charge fee be paid to the County for the purpose of covering the cost of the post closure care of the Ashland County landfill. The landfill post closure care rate and charge fee collected in 2021 was \$3.00 per ton. The fee is direct deposited into the Ashland County Landfill Post Closure Account (#133). The District included the revenue and expenses for this fund and the post closure activities in the quarterly fee reports of the District and this Plan Update budget.



The landfill post-closure care is scheduled to end in April of 2030. The actual post closure care termination will be based on final notification by Ohio EPA to the District.

The following table is provided to summarize the history of the landfill post closure care revenue and expenses along with the fund balance summary.

**Landfill Post-Closure Care Rate and Charge  
Revenue and Expense Summary**

Year	Rate/Charge Fee Schedule (\$ per ton)	Waste Disposed at Contracted Facilities	Total Rate/Charge Fee Revenue
2021	\$3.00	47,082	\$141,246
2012	\$3.00	46,812	\$140,437
2023	\$3.00	45,141	\$135,423
2024	\$3.00	45,800	\$137,400
2025	<b>\$3.00</b>	43,363	\$130,090
2026	\$3.00	43,181	\$129,544
2027	\$3.00	43,051	\$129,152
2028	\$3.00	42,921	\$128,762
2029	\$3.00	42,791	\$128,372
2030	\$3.00	42,713	\$128,138
2031	\$0.00*	42,525	\$0.00
2032	\$0.00*	42,525	\$0.00
2033	\$0.00*	42,525	\$0.00
2034	\$0.00*	42,525	\$0.00
2035	\$0.00*	42,525	\$0.00
2036	\$0.00*	42,525	\$0.00
2037	\$0.00*	42,525	\$0.00
2038	\$0.00*	42,525	\$0.00
2039	\$0.00*	42,525	\$0.00

The District has kept tonnage projections flat from 2030-2039. This is based on the fact that the District will update its plan two more times by the end of this Plan Updates planning period.

\*The District projects that the Rate and Charge of \$3.00/ton will end after 2030. This is dependent on when Ohio EPA actually relieves the District of the post-closure care requirement for the ACL. The Rate and Charge fee is part of a contract that can be changed at any time throughout the planning period at the discretion of the Board of County Commissioners.

The rate and charge contract fee fund balance is available to the District for fund 151 if determined by the Board to be needed at any point in the planning period as allowed by Ohio law. In addition, the rate and charge contract fee may also be available to the District after 2030 if the Board determines that is in the best interest of the District as long as deemed lawful.

**4. Loans**

The District does not have current loans and does not anticipate securing loans during the planning period.

**Table O-4. Loans**

Year Loan Obtained	Outstanding Balance	Lending Institution	Loan Term (years)	Annual Debt Service
None.				

The District does reserve the right to obtain a loan in the planning period if warranted and approved by the Board. If such a loan creates a significant difference in the Plan Update budget, the District would follow the Ohio Revised Code to amend the Plan Update budget.

**5. Other Sources of Revenue**

**a. Grants**

In 2022, the District was granted an Ohio EPA Community Development Grant to conduct a combination grant. The grant included an agriculture scrap tire collection event held on August 30, 2022 and a 4-part series of mailings to all households in the County to provide education materials on the District’s recycling drop-off program from August 2022 through April 2023.

The District also applied for a grant from Ohio EPA for a Farm Tire Collection Event for 2023. The revenue and expense for this grant is included in this Plan Update as the District was awarded the grant.

Finally, the District received grant funds from the Ashland County Health Department in 2023. These funds came from a Mosquito Control Grant that was awarded to the Health Department. The District received \$8,793 in 2023 for use in collecting tires for breeding source reduction. Future grant funds are not projected in this Plan Update as they are not guaranteed.

Potential revenue from future grants has been excluded from the projections in Table O-5. Grants obtained by the District are competitive and therefore not a guaranteed source of revenue.

**b. Farm Tire Collection User Fees**

The District charged a per tire fee for the 2022 Farm Tire Collection event as required by the grant that partially funded the project from Ohio EPA. In 2023, the District will also charge the same fee of \$1.00/acceptable tire for this event. Starting in 2024 through 2029, the District may utilize a scaled price per acceptable tire based on tire type for the Farm Tire Collection. Assumptions for this Plan Update are as follows for the user fee (subject to change):

Year	Passenger/Light Truck Tires	Semi-Truck Tires	Off the Road Tires
2023	\$1.00	\$1.00	\$1.00
2024	\$2.00	\$5.00	\$10.00
<b>2025</b>	<b>\$2.00</b>	<b>\$5.00</b>	\$20.00
2026	\$2.00	\$5.00	\$20.00
2027	\$2.00	\$5.00	\$20.00
2028	\$2.00	\$5.00	\$20.00
2029	\$2.00	\$5.00	\$20.00

The District reserves the right to adjust the per tire fees presented above as needed based on District revenue and fund balance performance as well as projected costs of the program. The projected per tire fees above will generated between \$3,500 and \$14,000 in revenue to partially support the program.

The District will reevaluate the Farm Tire Collection program starting in 2028 and 2029 to determine if the program will continue in the next Plan Update.

**c. Miscellaneous Revenue**

Miscellaneous revenue represents miscellaneous sources of revenue such as donations, equipment sale or other sources from 2021 to 2022, miscellaneous revenue ranged from a low of \$11,555 to \$140,611 and was mainly from the sale of equipment from the Ashland County Recycling Center. The District is not projecting any miscellaneous revenue from 2023 through 2039.

**d. Other Revenue Summary**

Revenue from other sources amounted to \$140,611 during the 2021 reference year. During the first year of the planning period (2025), revenue from other sources is expected to be \$14,000. At the end of the planning period in 2039, other revenue is projected to be \$0.00. The following table summarizes other revenue.

**Table O-5. Other Revenue and Other Revenue Sources**

First Year of Planning Period ↑	Year	Grants	Farm Tire User Fees	Miscellaneous	"Other Revenue" Total
	2021	\$0	\$0	\$140,611	\$140,611
	2022	\$24,013	\$0	\$11,555	\$35,568
	2023	\$64,654	\$2,308	\$0	\$66,962
	2024	\$10,000	\$14,000	\$0	\$24,000
	<b>2025</b>	\$0	\$14,000	\$0	\$14,000
	2026	\$0	\$14,000	\$0	\$14,000
	2027	\$0	\$12,300	\$0	\$12,300
	2028	\$0	\$12,300	\$0	\$12,300
	2029	\$0	\$12,300	\$0	\$12,300
	2030	\$0	\$0	\$0	\$0
	2031	\$0	\$0	\$0	\$0
	2032	\$0	\$0	\$0	\$0
	2033	\$0	\$0	\$0	\$0
	2034	\$0	\$0	\$0	\$0
	2035	\$0	\$0	\$0	\$0
	2036	\$0	\$0	\$0	\$0
	2037	\$0	\$0	\$0	\$0
	2038	\$0	\$0	\$0	\$0
	2039	\$0	\$0	\$0	\$0

**6. Summary of District Revenues**

The total revenue, comprised of contract fees and other revenue, was \$545,156 during the reference year (2021). Revenue in the first year of the planning period (2025) is projected to be \$492,498. Revenue is projected to decrease annually from 2025 to 2030 then remain flat from 2030 to 2039, ending with a total revenue of \$367,560. The following table presents a summary of the District’s actual and projected total revenue from 2021 to 2039.

**Table O-6. Total Revenue**

Year	Contract Fees	Other Revenue	Total Revenue
2021	\$517,903	\$140,611	\$658,514
2022	\$514,937	\$35,568	\$550,505
2023	\$496,552	\$66,962	\$563,513

	Year	Contract Fees	Other Revenue	Total Revenue
<b>X</b>  First Year of Planning Period :	2024	\$503,800	\$24,000	\$527,800
	<b>2025</b>	\$476,997	\$14,000	\$490,997
	2026	\$474,993	\$14,000	\$488,993
	2027	\$473,558	\$12,300	\$485,858
	2028	\$472,126	\$12,300	\$484,426
	2029	\$470,698	\$12,300	\$482,998
	2030	\$469,839	\$0	\$469,839
	2031	\$382,727	\$0	\$382,727
	2032	\$382,725	\$0	\$382,725
	2033	\$382,725	\$0	\$382,725
	2034	\$382,725	\$0	\$382,725
	2035	\$382,725	\$0	\$382,725
	2036	\$382,725	\$0	\$382,725
	2037	\$382,725	\$0	\$382,725
	2038	\$382,725	\$0	\$382,725
	2039	\$382,725	\$0	\$382,725



**B. COST OF IMPLEMENTING PLAN**

**1. Expenses**

The projected budget, shown in table O-7, was developed based on programmatic needs identified in Appendices H, I, and L.

**Table O-7. Expenses**

Line #	Category/Program	2021	2022	2023	2024	2025	2026	2027	2028	2029	2030	2031	2032	2033	2034	2035	2036	2037	2038	2039
1	<b>1. Plan Monitoring/Prep.</b>	\$44,750	\$42,146	\$0	\$0	\$0	\$0	\$0	\$0	\$0	\$0	\$0	\$0	\$0	\$0	\$0	\$0	\$0	\$0	\$0
1.a	a. Plan Preparation	\$0	\$0	\$0	\$0	\$0	\$0	\$0	\$0	\$0	\$0	\$0	\$0	\$0	\$0	\$0	\$0	\$0	\$0	\$0
1.b	b. Plan Monitoring	\$44,750	\$42,146	\$0	\$0	\$0	\$0	\$0	\$0	\$0	\$0	\$0	\$0	\$0	\$0	\$0	\$0	\$0	\$0	\$0
1.c	c. Other	\$0	\$0	\$0	\$0	\$0	\$0	\$0	\$0	\$0	\$0	\$0	\$0	\$0	\$0	\$0	\$0	\$0	\$0	\$0
2	<b>2. Plan Implementation</b>	\$320,846	\$486,632	\$481,296	\$494,731	\$495,650	\$501,055	\$506,546	\$512,125	\$517,794	\$477,667	\$391,666	\$391,666	\$377,666	\$377,666	\$377,666	\$377,666	\$377,666	\$377,666	\$377,666
2.a	a. District Administration	\$30,395	\$45,684	\$74,212	\$79,131	\$80,649	\$82,197	\$83,776	\$85,387	\$87,030	\$87,030	\$87,030	\$87,030	\$87,030	\$87,030	\$87,030	\$87,030	\$87,030	\$87,030	\$87,030
2.a.1	Personnel	\$18,906	\$37,500	\$62,300	\$64,896	\$66,194	\$67,518	\$68,868	\$70,246	\$71,650	\$71,650	\$71,650	\$71,650	\$71,650	\$71,650	\$71,650	\$71,650	\$71,650	\$71,650	\$71,650
2.a.2	Office Overhead	\$9,848	\$6,049	\$9,860	\$11,000	\$11,220	\$11,444	\$11,673	\$11,907	\$12,145	\$12,145	\$12,145	\$12,145	\$12,145	\$12,145	\$12,145	\$12,145	\$12,145	\$12,145	\$12,145
2.a.3	Other	\$1,641	\$2,135	\$2,052	\$3,235	\$3,235	\$3,235	\$3,235	\$3,235	\$3,235	\$3,235	\$3,235	\$3,235	\$3,235	\$3,235	\$3,235	\$3,235	\$3,235	\$3,235	\$3,235
2.b	b. Facility Operation	\$141,171	\$107,440	\$87,447	\$100,000	\$100,000	\$100,000	\$100,000	\$100,000	\$100,000	\$100,000	\$0	\$0	\$0	\$0	\$0	\$0	\$0	\$0	\$0
2.b.1	MRF/Recycling Center	\$63,592	\$0	\$0	\$0	\$0	\$0	\$0	\$0	\$0	\$0	\$0	\$0	\$0	\$0	\$0	\$0	\$0	\$0	\$0
2.b.2	Compost	\$0	\$0	\$0	\$0	\$0	\$0	\$0	\$0	\$0	\$0	\$0	\$0	\$0	\$0	\$0	\$0	\$0	\$0	\$0
2.b.3	Transfer	\$0	\$0	\$0	\$0	\$0	\$0	\$0	\$0	\$0	\$0	\$0	\$0	\$0	\$0	\$0	\$0	\$0	\$0	\$0
2.b.4	Special Waste	\$0	\$0	\$0	\$0	\$0	\$0	\$0	\$0	\$0	\$0	\$0	\$0	\$0	\$0	\$0	\$0	\$0	\$0	\$0
2.c	c. Landfill Closure/Post-Closure	\$77,580	\$107,440	\$87,447	\$100,000	\$100,000	\$100,000	\$100,000	\$100,000	\$100,000	\$100,000	\$0	\$0	\$0	\$0	\$0	\$0	\$0	\$0	\$0
2.d	d. Recycling Collection	\$74,890	\$145,350	\$172,891	\$160,200	\$161,802	\$163,420	\$165,054	\$166,705	\$168,372	\$168,372	\$182,372	\$182,372	\$168,372	\$168,372	\$168,372	\$168,372	\$168,372	\$168,372	\$168,372
2.d.1	Curbside	\$0	\$0	\$0	\$0	\$0	\$0	\$0	\$0	\$0	\$0	\$0	\$0	\$0	\$0	\$0	\$0	\$0	\$0	\$0
2.d.2	Drop-off	\$74,890	\$145,350	\$172,891	\$160,200	\$161,802	\$163,420	\$165,054	\$166,705	\$168,372	\$168,372	\$182,372	\$182,372	\$168,372	\$168,372	\$168,372	\$168,372	\$168,372	\$168,372	\$168,372
2.d.3	Combined Curbside/Drop-off	\$0	\$0	\$0	\$0	\$0	\$0	\$0	\$0	\$0	\$0	\$0	\$0	\$0	\$0	\$0	\$0	\$0	\$0	\$0
2.d.4	Multi-family	\$0	\$0	\$0	\$0	\$0	\$0	\$0	\$0	\$0	\$0	\$0	\$0	\$0	\$0	\$0	\$0	\$0	\$0	\$0
2.d.5	Business/Institutional	\$0	\$0	\$0	\$0	\$0	\$0	\$0	\$0	\$0	\$0	\$0	\$0	\$0	\$0	\$0	\$0	\$0	\$0	\$0
2.d.6	Other	\$0	\$0	\$0	\$0	\$0	\$0	\$0	\$0	\$0	\$0	\$0	\$0	\$0	\$0	\$0	\$0	\$0	\$0	\$0
2.e	e. Special Collections	\$45,008	\$64,936	\$56,957	\$105,700	\$107,306	\$108,941	\$110,602	\$112,292	\$114,010	\$82,283	\$82,283	\$82,283	\$82,283	\$82,283	\$82,283	\$82,283	\$82,283	\$82,283	\$82,283
2.e.1	Tire Collection	\$5,592	\$15,699	\$14,173	\$17,312	\$17,485	\$17,660	\$17,837	\$18,015	\$18,195	\$18,195	\$18,195	\$18,195	\$18,195	\$18,195	\$18,195	\$18,195	\$18,195	\$18,195	\$18,195
2.e.2	HHW Collection	\$37,838	\$24,499	\$24,138	\$30,000	\$30,600	\$31,212	\$31,836	\$32,473	\$33,122	\$33,122	\$33,122	\$33,122	\$33,122	\$33,122	\$33,122	\$33,122	\$33,122	\$33,122	\$33,122
2.e.3	Electronics Collection	\$1,578	\$24,739	\$16,882	\$25,000	\$25,500	\$26,010	\$26,530	\$27,061	\$27,602	\$27,602	\$27,602	\$27,602	\$27,602	\$27,602	\$27,602	\$27,602	\$27,602	\$27,602	\$27,602
2.e.4	Appliance Collection	\$0	\$0	\$1,765	\$3,200	\$3,232	\$3,264	\$3,297	\$3,330	\$3,363	\$3,363	\$3,363	\$3,363	\$3,363	\$3,363	\$3,363	\$3,363	\$3,363	\$3,363	\$3,363
2.e.5	Other Collection Drives (Farm Tire)	\$0	\$0	\$0	\$30,188	\$30,489	\$30,794	\$31,102	\$31,413	\$31,727	\$0	\$0	\$0	\$0	\$0	\$0	\$0	\$0	\$0	\$0
2.f	f. Yard Waste/Other Organics	\$0	\$0	\$0	\$0	\$0	\$0	\$0	\$0	\$0	\$0	\$0	\$0	\$0	\$0	\$0	\$0	\$0	\$0	\$0
2.g	g. Education/Awareness	\$21,816	\$31,207	\$29,781	\$41,601	\$42,193	\$42,797	\$43,413	\$44,041	\$44,682	\$36,282	\$36,282	\$36,282	\$36,282	\$36,282	\$36,282	\$36,282	\$36,282	\$36,282	\$36,282
2.g.1	Education Staff	\$19,517	\$27,184	\$26,193	\$29,601	\$30,193	\$30,797	\$31,413	\$32,041	\$32,682	\$32,682	\$32,682	\$32,682	\$32,682	\$32,682	\$32,682	\$32,682	\$32,682	\$32,682	\$32,682
2.g.2	Advertisement/Promotion	\$2,299	\$4,023	\$3,588	\$12,000	\$12,000	\$12,000	\$12,000	\$12,000	\$12,000	\$3,600	\$3,600	\$3,600	\$3,600	\$3,600	\$3,600	\$3,600	\$3,600	\$3,600	\$3,600
2.g.3	Other	\$0	\$0	\$0	\$0	\$0	\$0	\$0	\$0	\$0	\$0	\$0	\$0	\$0	\$0	\$0	\$0	\$0	\$0	\$0
2.h	h. Recycling Market Development	\$0	\$89,824	\$55,166	\$0	\$0	\$0	\$0	\$0	\$0	\$0	\$0	\$0	\$0	\$0	\$0	\$0	\$0	\$0	\$0
2.h.1	General Market Development Activities	\$0	\$0	\$0	\$0	\$0	\$0	\$0	\$0	\$0	\$0	\$0	\$0	\$0	\$0	\$0	\$0	\$0	\$0	\$0
2.h.2	ODNR pass-through grant	\$0	\$89,824	\$55,166	\$0	\$0	\$0	\$0	\$0	\$0	\$0	\$0	\$0	\$0	\$0	\$0	\$0	\$0	\$0	\$0
2.i	i. Service Contracts	\$0	\$0	\$0	\$0	\$0	\$0	\$0	\$0	\$0	\$0	\$0	\$0	\$0	\$0	\$0	\$0	\$0	\$0	\$0
2.j	j. Feasibility Studies	\$0	\$0	\$0	\$0	\$0	\$0	\$0	\$0	\$0	\$0	\$0	\$0	\$0	\$0	\$0	\$0	\$0	\$0	\$0
2.k	k. Waste Assessments/Audits	\$0	\$0	\$0	\$0	\$0	\$0	\$0	\$0	\$0	\$0	\$0	\$0	\$0	\$0	\$0	\$0	\$0	\$0	\$0
2.l	l. Dump Cleanup	\$0	\$0	\$0	\$0	\$0	\$0	\$0	\$0	\$0	\$0	\$0	\$0	\$0	\$0	\$0	\$0	\$0	\$0	\$0
2.m	m. Litter Collection/Education	\$0	\$0	\$0	\$0	\$0	\$0	\$0	\$0	\$0	\$0	\$0	\$0	\$0	\$0	\$0	\$0	\$0	\$0	\$0
2.n	n. Emergency Debris Management	\$0	\$0	\$0	\$0	\$0	\$0	\$0	\$0	\$0	\$0	\$0	\$0	\$0	\$0	\$0	\$0	\$0	\$0	\$0
2.o	o. Loan Payment	\$0	\$0	\$0	\$0	\$0	\$0	\$0	\$0	\$0	\$0	\$0	\$0	\$0	\$0	\$0	\$0	\$0	\$0	\$0
2.p	p. Other	\$7,564	\$2,190	\$4,842	\$8,100	\$3,700	\$3,700	\$3,700	\$3,700	\$3,700	\$3,700	\$3,700	\$3,700	\$3,700	\$3,700	\$3,700	\$3,700	\$3,700	\$3,700	\$3,700
3	<b>3. Health Dept. Enforcement</b>	\$12,500	\$0	\$5,000	\$5,000	\$5,000	\$5,000	\$5,000	\$5,000	\$5,000	\$5,000	\$5,000	\$5,000	\$5,000	\$5,000	\$5,000	\$5,000	\$5,000	\$5,000	\$5,000
	<i>Health Department Name:</i> Ashland County-City Health Department																			
3.a	a. Personnel	\$12,500	\$0	\$5,000	\$5,000	\$5,000	\$5,000	\$5,000	\$5,000	\$5,000	\$5,000	\$5,000	\$5,000	\$5,000	\$5,000	\$5,000	\$5,000	\$5,000	\$5,000	\$5,000
4	<b>4. County Assistance</b>	\$0	\$0	\$0	\$0	\$0	\$0	\$0	\$0	\$0	\$0	\$0	\$0	\$0	\$0	\$0	\$0	\$0	\$0	\$0
5	<b>5. Well Testing</b>	\$0	\$0	\$0	\$0	\$0	\$0	\$0	\$0	\$0	\$0	\$0	\$0	\$0	\$0	\$0	\$0	\$0	\$0	\$0
6	<b>6. Out-of-State Waste Inspection</b>	\$0	\$0	\$0	\$0	\$0	\$0	\$0	\$0	\$0	\$0	\$0	\$0	\$0	\$0	\$0	\$0	\$0	\$0	\$0
7	<b>7. Open Dump, Litter Law Enforcement</b>	\$0	\$0	\$0	\$0	\$0	\$0	\$0	\$0	\$0	\$0	\$0	\$0	\$0	\$0	\$0	\$0	\$0	\$0	\$0
8	<b>8. Health Department Training</b>	\$0	\$0	\$0	\$0	\$0	\$0	\$0	\$0	\$0	\$0	\$0	\$0	\$0	\$0	\$0	\$0	\$0	\$0	\$0
9	<b>9. Municipal/Township Assistance</b>	\$0	\$0	\$0	\$0	\$0	\$0	\$0	\$0	\$0	\$0	\$0	\$0	\$0	\$0	\$0	\$0	\$0	\$0	\$0
10	<b>10. Compensation to Affected Community (ORC Section 3734.35)</b>	\$0	\$0	\$0	\$0	\$0	\$0	\$0	\$0	\$0	\$0	\$0	\$0	\$0	\$0	\$0	\$0	\$0	\$0	\$0
	<b>***Total Expenses***</b>	<b>\$378,096</b>	<b>\$528,778</b>	<b>\$486,296</b>	<b>\$499,731</b>	<b>\$500,650</b>	<b>\$506,055</b>	<b>\$511,546</b>	<b>\$517,125</b>	<b>\$522,794</b>	<b>\$482,667</b>	<b>\$396,666</b>	<b>\$396,666</b>	<b>\$382,666</b>	<b>\$382,666</b>	<b>\$382,666</b>	<b>\$382,666</b>	<b>\$382,666</b>	<b>\$382,666</b>	<b>\$382,666</b>

## 2. Explanation of Expenses

**Table O-7** includes actual expenses from 2019 to 2023. For 2024, the expenses are from the District's approved budget. For 2025 forward, expenses are projected based on the explanations listed in this section. Line items explained below are numbered according to the corresponding line-item number in the District's Quarterly Fee Reports. Line items that did not have any expenditures projected throughout the planning period were omitted from the discussion below.

Deviations from the Quarterly Fee Report totals relates to Plan Preparation and Plan Monitoring. The budget line items listed in this Plan Update for these line items has been corrected and should be considered the proper budget for these expenses moving forward.

Expense projections are held constant from 2029-2039 since the District will update the plan 2 more times during that period.

Projections were developed using the following assumptions or criteria:

### **a. *Plan Preparation and Monitoring***

**1.a Plan Preparation** – The District prepares its own Plan Update and is not reliant on a consultant as was the case for the last Plan Update. Therefore, no expenses are presented for this line item throughout the Planning Period. The cost of plan preparation is covered under budget line item 2.a.1.

**1.b Plan Monitoring** – The 2021 and 2022 budget included actual expenses related to the District consultant for plan implementation, plan monitoring and ADR preparation. Starting in mid-2022, the District terminated its consulting contract and relies on its District Coordinator for all plan implementation and monitoring expenses. The cost of plan implementation and monitoring is covered under budget line item 2.a.1.

The District does not incur any expenses related to the ADR as any surveying conducted is done electronically.

### **b. *Plan Implementation***

#### **2.a District Administration**

**2.a.1 Personnel** – Budget includes expenditures for the District Coordinator's salary. Expenditures are projected to increase 2.0% annually based on historic trends and District practices. This line item

also included plan implementation tasks, technical assistance and other activities as indicated in Appendix I implementation schedule. The District did increase the District's Coordinator's salary by 3% from 2022 to 2023 and 4% for 2023 to 2024. This is in part because of the higher inflation in the economy during this time period. Actual increases are based on approved budgets by the Board.

**2.a.2 Office Overhead** – Budget includes expenditures for OPERS, workers' compensation and Medicare. Since the District Coordinator is part-time, no medical or life insurance expenses are incurred. Expenditures are projected to increase by 2% to 2030 and then remain constant to the end of the planning period.

**2.a.3 Other** – Budget includes expenditures for travel, memberships, supplies and miscellaneous expenses. The budget remains constant throughout the planning period.

**2.c Landfill Post-Closure Care** – Budget includes the expenditures necessary to cover the required post-closure care of the Ashland County Landfill. These expenses include consulting, supplies, laboratory analysis, quarterly reports, annual reports and any special projects related to compliance and post-closure care. This expense is projected to end in 2030 but is contingent on Ohio EPA releasing the District from the post-closure care requirements. The dollar amount budgeted is based on historical expenditures that have remained consistent throughout the years.

## **2.d Recycling Collection**

**2.d.2 Drop-off** – Expenses related to the private contract to operate the District's recycling drop-off program. This expenditure is projected to increase by 1% to 2029 and then remain constant to the end of the planning period.

The District is budgeting expenses in 2031 and 2032 for potential upgrades, repairs or replacements to the recycle containers owned by the District. The District will own 56 recycle containers by the end of the first contract (2026). Each recycle container is 8 cubic yards in size and is designed for front load packer truck service. The expense could be for repairs to existing containers and or to replace containers. The containers would be in service for 10 years by 2031 and are expected to need attention and upgrades by this time frame. The District budgeted \$500 per recycle container for repairs/replacement and divided the number of containers repaired or replaced for 2031 at 28 containers and for 2032 at 28 containers.

Actual repair and or replacement costs will be evaluated for the next plan update.

The District will also conduct spot painting of the containers for minor rust and wear and tear from 2023 to throughout the planning period. The expense for this is covered under the budget line item 2.a.3 and 2.d.2.

## **2.e Special Collections**

**2.e.1 Tire Collection** – The cost of operating the scrap tire voucher program and contractor costs from the District’s tire processing partners. The District pays a fee per tire for every acceptable tire used in the voucher program. The cost per tire depends on the size of tire and which partner the tire was delivered. In addition, the District pays for illegally dumped tires collected by communities in the District on a case by case basis. Costs are projected to increase annually at a rate of 1% from 2024 to 2029 then remain constant throughout the rest of the planning period.

**2.e.2 HHW Collection** –The cost of operating the District’s county-wide household hazardous waste collection program. The District has a contract with an HHW contractor through 2024 with the option to renew for an additional two years to 2026. Depending on the initiation of the optional years, the District may send out another request for proposals (RFP) for HHW services in either 2024 or 2026. Costs are projected to increase annually by 2% from 2024 – 2029 then remain constant for the rest of the planning period.

**2.e.3 Electronics Collection** – The cost of operating the District’s county-wide electronic waste and TV collection program. The District has a contract with an R-2 Certified electronic waste contractor through 2022 with the option to renew for an additional three years to 2025. Depending on the initiation of the optional years, the District will send out another request for proposals (RFP) for electronic waste services in either 2023, 2024 or 2025. Costs are projected to increase annually by 2% from 2024 – 2029 then remain constant for the rest of the planning period.

**2.e.4 Refrigerant Containing Appliance Voucher Program** – The cost of operating the refrigerant containing appliance voucher program and contractor costs from the District’s refrigerant appliance processing partners. The District pays a fee per refrigerant containing appliance for every acceptable refrigerant containing appliance used in the voucher program. The cost per refrigerant containing appliance is based on a memorandum of understanding

and which partner the refrigerant containing appliance was delivered. Costs are projected to increase annually by 1% from 2024 – 2029 then remain constant for the rest of the planning period.

**2.e.5 Other Collection Drives (Farm Tire)** - The cost of operating the District's county-wide farm tire collection program. The District has a contract with a tire recycler through 2023. For 2024 through 2030, the District will either renew the existing contract or prepare a new RFP for farm tire collection and processing services. The District applied for a grant from Ohio EPA for the 2022 farm tire event and was awarded the funds. The District also applied for funds for the 2023 farm tire event and was also awarded the funding. For 2024 – 2029, the District projects a declining cost per year for the event based on anticipated tires accepted. The District will reevaluate continuing this program after 2029 based on how the collections went from 2023-2029 in the next plan update process which begins in 2029.

## **2.g Education/Awareness**

**2.g.1 Education Staff** – The District has a contract that is renewed each year with an environmental educator to conduct school presentations, tours, fair booth development and contests. Costs are projected to increase annually by 2% from 2024 – 2029 then remain constant for the rest of the planning period.

**2.g.2 Advertisement/Promotion** – The District historically budgets \$3,000 to \$5,000 annually to conduct newspaper advertisements for the special collection events (HHW and Electronics/TVs). Starting in 2024, the District will continue the advertisements listed above as well as an annual mailer to all households in the county that summarizes the programs and events occurring for the calendar year. This special mailing will occur from 2024 – 2029 and then be reevaluated in the next plan update for 2030 and beyond.

**2.h.1 General Market Development Activities** - The District applied for a Community Development grant from Ohio EPA in 2022 for implementation from July 1, 2022 to June 30, 2023. The grant was a combination grant for conducting an education campaign and a farm tire event. Expenses and revenue from this grant traversed the 2022 and 2023 calendar years as depicted in the Plan Update budget. The District also applied for a Community Development grant in 2023 for another Farm Tire Collection with revenue and expenses occurring in 2023 only. This grant was awarded to the District and is included in this Plan Update. Future grant applications are not projected as these grants are very competitive and may not be awarded.

**2.p Other**

This line item includes expenses related to general plan implementation. The District budgets for other expenses in support of contract services and or general plan implementation. For 2025, the District projects \$3,700 and continues this flat expense throughout the planning period.

- c. **3.a Health Department Enforcement** - In 2021, funding was provided to the Ohio EPA-approved Ashland County Health Department for a total of \$12,500 for solid waste enforcement. This included additional funding to operate the scrap tire voucher program in 2021. Beginning in 2022, the District took over the management of the scrap tire voucher program. A total of \$5,000/year is projected to fund solid waste enforcement by the Ashland County Health Department throughout the planning period.

**3. Budget Summary**

The District started the 2021 reference year with a carry-over balance of approximately \$1.08 million. Based on revenue and expenditure projections discussed throughout this appendix, the District is expected to begin the planning period in 2025 with a carry-over balance of \$1.07 million and end the planning period with a carry-over balance of \$404K. Adequate funding is projected to be available to finance the implementation of this plan update. **Table O-8** presents a summary of the District’s budget including revenue, expenditures, and fund balance.

**Table O-8. Budget Summary**

	Year	Revenue	Expenses	Annual Surplus/Deficit	Balance
First Year of Planning Period →	2021	\$658,514	\$378,096	\$280,418	\$1,079,613
	2022	\$550,505	\$528,778	\$21,727	\$1,101,341
	2023	\$563,513	\$486,296	\$77,217	\$1,178,558
	2024	\$527,800	\$499,731	\$28,069	\$1,206,626
	<b>2025</b>	<b>\$490,997</b>	<b>\$500,650</b>	<b>-\$9,653</b>	<b>\$1,196,973</b>
	2026	\$488,993	\$506,055	-\$17,061	\$1,179,912
	2027	\$485,858	\$511,546	-\$25,688	\$1,154,224
	2028	\$484,426	\$517,125	-\$32,699	\$1,121,525
	2029	\$482,998	\$522,794	-\$39,796	\$1,081,730
	2030	\$469,839	\$482,667	-\$12,828	\$1,068,902
	2031	\$382,727	\$396,666	-\$13,939	\$1,054,963
	2032	\$382,725	\$396,666	-\$13,941	\$1,041,021

	Year	Revenue	Expenses	Annual Surplus/Deficit	Balance
	2033	\$382,725	\$382,666	\$59	\$1,041,080
	2034	\$382,725	\$382,666	\$59	\$1,041,138
	2035	\$382,725	\$382,666	\$59	\$1,041,197
	2036	\$382,725	\$382,666	\$59	\$1,041,256
	2037	\$382,725	\$382,666	\$59	\$1,041,314
	2038	\$382,725	\$382,666	\$59	\$1,041,373
	2039	\$382,725	\$382,666	\$59	\$1,041,431

\*The fund balance shown includes the combination of Fund 151 (District) and 133 (Landfill). If and when the ACL post closure care requirements are released by EPA, the County Commissioners will decide if the fund balance from Fund 133 will be released to the District or other County Department(s). For the purposes of this Plan Update, the projections of the fund balance for 2031 – 2039 are assumed to remain with the District. Since the plan will be updated in 2030, this assumption will be revisited at that time. Regardless, the fund balance for Fund 133 is available to the District, if needed and approved by the Board as allowed by Ohio law.



# APPENDIX P

## DESIGNATION





## **APPENDIX P. Designation**

### **A. Statement Authorizing/Precluding Designation**

Ohio law gives each SWMD the ability to control where waste generated from within the SWMD can be taken. Such control is generally referred to as flow control. In Ohio, SWMDs establish flow control by designating facilities. SWMDs can designate any type of solid waste facility, including transfer and landfill facilities.

Even though a SWMD has the legal right to designate, it cannot do so until the policy committee (or the Board in the case of an Authority) specifically conveys that authority to the board of directors. The policy committee does this through a solid waste management plan. If the SWMD desires to have the ability to designate facilities, then the policy committee includes a clear statement in the solid waste management plan giving the designation authority to the board of directors. The policy committee can also prevent the board of directors from designating facilities by withholding that authority in the solid waste management plan.

Even if the policy committee grants the board of directors the authority to designate in a solid waste management plan, the board of directors decides whether or not to act on that authority. If it chooses to use its authority to designate facilities, then the board of directors must follow the process that is prescribed in ORC Section 343.014. If it chooses not to designate facilities, then the board of directors simply takes no action.

Once the board of directors designates facilities, only designated facilities can receive the SWMD's waste. In more explicit terms, no one can legally take waste from the SWMD to undesignated facilities and undesignated facilities cannot legally accept waste from the SWMD. The only exception is when the board of directors grants a waiver to allow an undesignated facility to take the SWMD's waste. Ohio law prescribes the criteria that the board must consider when deciding whether to grant a waiver and the time period available to the board for deciding on a waiver request.

#### **1. Authorization Statement to Designate**

The Board of County Commissioners of the District is hereby authorized to establish facility designations in accordance with Sections 343.013, 343.014, and 343.015 of the Ohio Revised Code. The facilities listed below in Section B of this Section are the only facilities designated for the disposal or transfer of municipal solid waste generated in this District. Any solid waste transfer and disposal facilities that are not designated will require designation or a waiver to accept solid waste generated within the District.

The District last conducted the designation process in 2011. No new designated facilities have been added since that time. Any facility wishing to accept solid waste generated from Ashland County will be required to apply for a waiver unless a new designation process is offered by the District.

## B. Designated Facilities

The currently designated facilities for the solid waste generators are shown in Table P-1.

**Table P-1. Facilities Designated**

Facility Name	Location		Facility Type	Year Designated
	County	State		
<b><i>In-District</i></b>				
None.				
<b><i>Out-of-District</i></b>				
Crawford County Landfill	Crawford	OH	Landfill	2011
Mahoning Landfill	Mahoning	OH	Landfill	2011
Lorain County Landfill	Lorain	OH	Landfill	2011
Noble Rd. Landfill	Richland	OH	Landfill	2011
American Landfill	Stark	OH	Landfill	2011
Countywide Landfill	Stark	OH	Landfill	2011
Evergreen Recycling & Disposal Facility	Wood	OH	Landfill	2011
Suburban Recycling & Disposal Facility	Perry	OH	Landfill	2011
Stony Hollow Landfill	Montgomery	OH	Landfill	2011
County Environmental of Wyandot	Wyandot	OH	Landfill	2011
Kimble Sanitary Landfill	Tuscarawas	OH	Landfill	2011
Gallia County Landfill	Gallia	OH	Landfill	2011
Coshocton Landfill	Coshocton	OH	Landfill	2011
Geneva Landfill	Ashtabula	OH	Landfill	2011
Marion County Solid Waste Transfer Station	Marion	OH	Transfer Facility	2011
Kimble Transfer & Recycling	Carroll	OH	Transfer Facility	2011
Cambridge Transfer & Recycling	Guernsey	OH	Transfer Facility	2011
Mt. Vernon Transfer Station	Knox	OH	Transfer Facility	2011
Kimble Transfer & Recycling Facility	Stark	OH	Transfer Facility	2011

Facility Name	Location		Facility Type	Year Designated
	County	State		
Kimble Transfer & Recycling Facility	Summit	OH	Transfer Facility	2011
Lorain County Resource Recovery	Lorain	OH	Material Recovery Facility	2011
Oakwood Transfer Station	Cuyahoga	OH	Transfer Facility	2011
Richland County Transfer Station	Richland	OH	Transfer Facility	2011
<b>Out-of-State</b>				
None.				

Appendix P3 contains a sample uniform designation agreement used for each of the designated facilities listed above.

### C. Waiver Process for the Use of Undesignated Facilities

The Ohio Revised Code provides that any person may apply for a waiver and states the findings necessary for Board approval of a waiver request. To parallel the statutory provisions regarding the consideration of a waiver request, the Waiver Process for the Use of Undesignated Facilities is revised. This Waiver Process clarifies those persons who may request a waiver and requests additional information be provided by the person requesting a waiver and requires that the person requesting the waiver explain the basis for the Board to grant the requested waiver. Any person or the legislative authority of a municipal corporation or township may request a waiver authorizing the delivery of solid waste generated within the District to an undesignated solid waste transfer and disposal facility. The waiver request shall include the following:

1. The name, address, telephone number and email address of the person requesting the waiver.
2. The source and name of the generator of the solid waste included in the waiver request.
3. The name, address, telephone number and email address of the undesignated solid waste transfer and disposal facility where solid waste generated within the District will be delivered if the waiver is approved by the Board.
4. The estimated annual tonnage of the solid waste that will be delivered to the undesignated solid waste transfer and disposal facility covered by the waiver request.

5. An explanation describing how approval of the waiver request is not inconsistent with the projections contained in the District's initial or amended Plan under divisions (A)(6) and (7) of section 3734.53 of the Revised Code.
6. An explanation describing how the approval of the waiver request will not adversely affect implementation and financing of the District's initial or amended Plan pursuant to the implementation schedule contained in the District's initial or amended Plan under division (A)(12)(a) of section 3734.53 of the Revised Code.

Any waiver granted by the Board shall be included in a waiver agreement by and between the Board and the person granted the waiver. The waiver agreement shall contain the terms and conditions upon which the waiver was granted and the payment by the grantee of the waiver fee, assessed on each ton of solid waste covered by the waiver.

The District will review the request and may request additional information if necessary. The Board shall act on the request for a waiver within 90 days after receiving the request. The Board may grant the request for a waiver if the Board determines that:

- a. The waiver request is not inconsistent with the projections contained in the District's initial or amended solid waste management plan
- b. The waiver request will not adversely affect the implementation and financing of the District's initial or amended solid waste management plan
- c. The waiver request assures the Maximum Feasible Utilization of existing in-District Solid Waste Facilities
- d. The length of time requested for the waiver
- e. The location for the alternate final disposal
- f. The detailed explanation for the waiver request

The Board and/or the District Coordinator (as authorized by the Board), within ninety days following receipt of a request for a waiver authorizing the delivery of solid waste generated within the District to an undesignated solid waste facility, shall act upon the waiver request. The waiver request will be evaluated pursuant to District rules, section 343.01(1)(2) of the Revised Code and the policy herein. The District Coordinator will notify the Person requesting the waiver of the action/decision of the Board or District Coordinator. If the waiver is approved, the District Coordinator will notify the Person identified on the District's Application for Waiver from Designation Requirements that the Board or District Coordinator approved the waiver.

If a waiver is granted, the terms and conditions that provide the basis for the approval of the waiver request shall be included in a Waiver Agreement. The Waiver Agreement shall be effective on the date of last execution of the Waiver Agreement. The Waiver Agreement will include a waiver fee. The Board may assess the waiver fee on each ton of solid waste covered by the waiver, by a waiver application fee, or other mechanism decided by the Board. The waiver fees are decided by the Board and reviewed annually if needed.

Appendix P4 contains a sample uniform designation waiver agreement.

All waivers will be reviewed periodically, but at a minimum annually, by the District Coordinator to determine whether the waiver should be terminated or continued. This waiver policy does not apply to any contract by and between the Board and any Person relating to the transportation, delivery, disposal or processing of Solid Waste Materials generated within the District.

**UNIFORM DESIGNATION AND SOLID WASTE SERVICE AGREEMENT**

**THIS AGREEMENT** shall be effective as of the date of last execution hereof and is by and between the Board of County Commissioners of Ashland County Ohio, (the “Board”) in its capacity as the governing body of the Ashland County Solid Waste Management District, with offices located at 110 Cottage Street, Ashland, Ohio 44805 (the “District”) and \_\_\_\_\_ (the “Contractor”), an Ohio corporation with an office located at \_\_\_\_\_.

**RECITALS**

**WHEREAS**, the Board has determined that the funds required to finance implementation of the District Solid Waste Management Plan, approved by the Director of the Ohio Environmental Protection Agency on September 19, 2005 (the “District Plan”), and to pay for certain maintenance and repairs of the Ashland County Sanitary Landfill, shall be collected by Board-designated solid waste facilities and remitted to the Board; and

**WHEREAS**, the Board-designated solid waste facilities will provide solid waste transfer or disposal services to the owners of improved parcels within Ashland County and collect from the owners of improved parcels or from the owners’ selected solid waste hauler and remit to the Board a seven dollar and fifty cent (\$7.50) per ton fee as consideration for such designation (the “Contract Fee”) as authorized pursuant to sections 343.01(H), 343.014, 343.02, 343.022 and 343.08 of the Revised Code; and

**WHEREAS**, pursuant to section 343.08(C) of the Revised Code, the Board approved a fifty cent (\$0.50) per ton rate or charge effective January 1, 2012, which rate or charge shall increase on January 1 of each calendar year through 2017 for the maintenance and repairs of the Ashland County Sanitary Landfill; and

**WHEREAS**, the Contractor owns and operates a solid waste facility operating under the name of \_\_\_\_\_ located at \_\_\_\_\_ (the "Contractor’s Facility") and has submitted a Request for Designation for the Contractor’s Facility in response to the Board’s Invitation for Designation; and

**WHEREAS**, the Board has reviewed the Contractor’s Request for Designation and has determined that the Contractor’s Facility meets the requirements of the Invitation for Designation and the Board, and

**WHEREAS**, the Board desires to designate the Contractor’s Facility and the Contractor desires to accept such designation on the terms and conditions of this Agreement; and

**WHEREAS**, the Board adopted a Resolution of Intent to Designate on October 28, 2010; a Resolution Authorizing Preliminary Designation on November 23, 2010; a Resolution Declaring Intent to Establish Proposed Designations on December 2, 2010; and a Resolution of Designation of Solid Waste Facilities on December 21, 2010 (the “Effective Date”), and has completed all actions required in sections 343.014 and 343.08 of the Revised Code.

**NOW, THEREFORE**, in consideration of the promises and mutual covenants contained herein, it is hereby agreed between the parties as follows:

**ARTICLE I - DISTRICT'S DESIGNATION OF CONTRACTOR'S FACILITY**

1.1 Pursuant to section 343.014 of the Revised Code, the Board hereby designates the Contractor's Facility as a solid waste facility authorized to accept, transfer or dispose solid waste generated within the District.

1.2 The parties acknowledge and agree that section 343.01(I)(2) of the Ohio Revised Code provides that solid waste generated within the District is permitted to be transferred or disposed only at facilities designated by the Board under section 343.014 of the Ohio Revised Code. and that such designations by the Board include or will include facilities other than the Contractor's Facility on the same terms and conditions as this Agreement. It is the further understanding of the parties that the District does not contemplate requiring any person, municipal corporation, township or other political subdivision located within the District to deliver or cause to be delivered any solid waste to any particular Board-designated facility.

**ARTICLE II – CONTRACTOR'S OBLIGATIONS**

2.1 The Contractor shall perform and complete in a workmanlike manner all work required to operate and maintain the Contractor's Facility, or cause the Contractor's Facility to be operated and maintained, in substantial compliance with all applicable federal, state and local laws as well as the terms and conditions of any applicable licenses or permits.

2.2 The Contractor agrees to accept all solid waste generated within the District and thereby provide solid waste transfer or disposal service to the District and the owners of improved parcels within the District, provided that any person who delivers any such solid waste complies with the Contractor's rules and regulations regarding solid waste deliveries.

2.3 The Contractor agrees to collect and pay to the District a Contract Fee of seven dollars and fifty cents (\$7.50) per ton of solid waste generated within the District that is received at the Contractor's Facility. Collection of the \$7.50 per ton Contract Fee shall commence sixty (60) days after the Effective Date in accordance with this Uniform Designation and Solid Waste Service Agreement until the Agreement is terminated as provided herein. Prior to the end of each calendar month, the Contractor shall submit to the Board a monthly certified Contract Fee statement, on a form prescribed by the Board, in which the Contractor shall separately identify the tonnage (expressed in tenths of a ton) of solid waste generated within the District that was delivered to the Contractor's Facility during the preceding calendar month, and the amount of the Contract Fee due on that tonnage. The Contractor shall forward payment to the Board of the amount of the Contract Fee identified in the monthly report at the same time the Contractor submits the monthly report. The Board may change the amount of the Contract Fee upon ninety (90) days advance notice to the Contractor provided the Board changes the amount of the Contract Fee collected by all designated solid waste facilities such that all designated solid waste facilities collect and remit to the Board the same Contract Fee.

2.4 Effective January 1, 2012, the Contractor shall collect a fifty cent (\$0.50) per ton rate and charge for the maintenance and repair of the Ashland County Sanitary Landfill and remit that rate or charge on the same day of the remittance of the Contract Fee. The rate and charge shall be increased each January 1 of each calendar year through 2017.

2.5 Failure to make timely payment of the Contract Fee or comply with any of the Contractor's obligations as provided herein shall constitute a default by the Contractor for which the Board, in addition to any other rights or remedies available, may terminate this Agreement upon thirty (30) days notice to the Contractor and thereby terminate the right of the Contractor's Facility to receive and accept solid waste generated within the District. The Contractor may cure any default within the thirty (30) days notice and the termination of the Agreement shall not occur as provided in the notice of default and termination.

2.6 The Contractor represents, if the Contractor owns and operates a solid waste landfill, that \_\_\_\_\_ years of solid waste disposal capacity is available at the Landfill on the date of final execution of this Agreement by the Contractor. Upon request of the Board, and no more frequently than once each calendar year, the Contractor shall provide an estimate of the remaining years of solid waste disposal capacity at the Landfill.

### **ARTICLE III – TERM AND TERMINATION**

3.1 This Agreement shall commence as of the date of last execution, with collection and remittance of the Contract Fee for solid waste generated within the District and received at the Contractor's Facility to begin on February 19, 2011, which is sixty (60) days after the Effective Date.

3.2 Either the Board or the Contractor may terminate this Agreement for any reason upon one hundred eighty (180) days written notice to the other party.

3.3 The Designation Agreement by and between the Board and the Contractor on the effective date of this Uniform Designation and Solid Waste Service Agreement shall terminate.

### **ARTICLE IV – MISCELLANEOUS**

4.1 This Agreement may be assigned by the Contractor to any successor in interest of the Contractor's Facility with the consent of the District. Such consent shall not be unreasonably withheld.

4.2 This Agreement shall be binding upon and inure to the benefit of the parties hereto, and their successors, respective heirs, personal representatives, and assigns.

4.3 This Agreement shall constitute the entire understanding between the parties hereto relating to the matters contained herein. Any prior agreement by and between the parties that designate the Contractor's Facility shall terminate sixty (60) days after the Effective Date.

4.4 No amendments or variations of the terms and conditions of this Agreement shall be valid unless the same are in writing and signed by all the parties hereto.



4.5 This Agreement shall be construed and enforced pursuant to the laws of the State of Ohio.

4.6 Any action regarding this Agreement shall be brought in a court of competent jurisdiction in Ashland County, Ohio.

**IN WITNESS WHEREOF**, the parties have duly executed this Agreement in duplicate originals on the date provided below.

**DISTRICT:  
Board of Ashland County Commissioners**

By: \_\_\_\_\_  
Barb Queer

\_\_\_\_\_  
Date

By: \_\_\_\_\_  
Michael E. Welch

\_\_\_\_\_  
Date

By: \_\_\_\_\_  
Kim Edwards

\_\_\_\_\_  
Date

**CONTRACTOR:**

\_\_\_\_\_  
Signature

\_\_\_\_\_  
Date

\_\_\_\_\_  
Printed Name

\_\_\_\_\_  
Title

## WAIVER AGREEMENT

This **Waiver Agreement** was approved by the Board of Commissioners, Ashland County, Ohio (the “Board”) acting in its capacity as the governing body of the Ashland County Solid Waste Management District (the “District”) pursuant to Resolution \_\_\_\_\_ adopted on the \_\_\_\_\_ day of \_\_\_\_\_, \_\_\_\_\_, and is by and between the District, a joint solid waste management District established pursuant to section 343.01 of the Revised Code, with its offices located at 110 Cottage Street, Ashland, Ohio 44805, and \_\_\_\_\_, (“Grantee”) with offices located at \_\_\_\_\_ and shall be effective as of the date of the last execution hereof (the “Effective Date”).

### **RECITALS**

**WHEREAS**, the District is an Ohio joint solid waste management district governed by the Board and has adopted its Solid Waste Management Plan (the “District Plan”), which was approved by the Ohio Environmental Protection Agency on August 20, 2018, and which relates to the management of solid waste and solid waste facilities within the District; and

**WHEREAS**, in accordance with Chapters 343 and 3734 of the Revised Code and the District Plan, all solid waste generated within the District (“District Solid Waste”) shall be delivered only to solid waste facilities designated by the District (“Designated Facilities”) unless a waiver granted by the District pursuant to section 343.01(I)(2) of the Revised Code authorizes the delivery of District Solid Waste to solid waste facilities that are not designated (the “Non-designated Facilities”); and

**WHEREAS**, pursuant to section 343.08(C) of the Revised Code, the Board approved a fifty cent (\$0.50) per ton rate or charge effective January 1, 2012, which rate or charge increased on January 1 of each calendar year through 2017 for the maintenance and repairs of the Ashland County Sanitary Landfill, which rate or charge fee is presently \$3.00 per ton ; and

**WHEREAS**, the Board, pursuant to section 343.01(I)(2) of the Revised Code and the District Plan, upon request, may grant a waiver authorizing the delivery of all or any portion of District Solid Waste to a Non-designated Facility located within or outside the District, provided that granting the waiver is not inconsistent with the projections contained in the District Plan and will not adversely affect the implementation and financing of the District Plan; and

**WHEREAS**, on \_\_\_\_\_, the District received a request from Grantee that the Board approve a waiver (the “Waiver Request”) authorizing Grantee to accept District Solid Waste at its facility located at \_\_\_\_\_, (“Grantee’s Facility”) although it is a Non-designated Facility; and

**WHEREAS**, the Board has determined that granting this waiver is consistent with the projections contained in the District Plan and will not adversely affect the implementation and financing of the District Plan.

**NOW, THEREFORE**, in consideration of the promises and covenants contained herein and the mutual benefits to be gained hereby, the parties incorporate the foregoing recitals and agree as follows:

1. Waiver Approval and Acceptance. Pursuant to the terms and conditions contained herein, the Board grants and Grantee accepts the Waiver, which authorizes Grantee's Facility to accept District Solid Waste.
2. Contract Fee. The Grantee agrees to collect and pay to the District a Contract Fee of eight dollars (\$8.00) per ton of solid waste generated within the District that is received by the Grantee. Collection of the \$8.00 per ton Contract Fee shall commence sixty (60) days after the Effective Date in accordance with this Waiver Agreement until the Agreement is terminated as provided herein. Prior to the end of each calendar month, the Grantee shall submit to the Board a monthly certified Contract Fee statement, on a form prescribed by the Board, in which the Grantee shall separately identify the tonnage (expressed in tenths of a ton) of District Solid Waste that was delivered to the Grantee's Facility during the preceding calendar month, and the amount of the Contract Fee due on that tonnage. The Grantee shall forward payment to the Board of the amount of the Contract Fee identified in the monthly report at the same time the Grantee submits the monthly report. The Board may change the amount of the Contract Fee upon ninety (90) days advance notice to the Grantee provided the Board changes the amount of the Contract Fee collected by all designated solid waste facilities and those receiving non-designated facilities waivers such that all designated solid waste facilities and those non-designated facilities receiving waivers collect and remit to the District the same Contract Fee.
3. Rate and Charge. The Grantee shall also collect a three dollar (\$3.00) per ton rate and charge for the maintenance and repair of the Ashland County Sanitary Landfill and remit that rate or charge on the same day of the remittance of the Contract Fee.
4. Term and Option to Renew Waiver. Either the Board or the Grantee may terminate this Agreement for any reason upon one hundred eighty (180) days written notice to the other party
5. Breach, Remedy, and Termination. Failure to make timely payment of the Contract Fee and Rate and Charge or comply with any of the Grantee's obligations as provided herein shall constitute a default by the Grantee for which the Board, in addition to any other rights or remedies available, may terminate this Agreement upon thirty (30) days' notice to the Grantee and thereby terminate the right of the Grantee's Facility to receive and accept solid waste generated within the District. The Grantee may cure any default within the thirty (30) days' notice and the termination of the Agreement shall not occur as provided in the notice of default and termination.
6. Notices. All notices, payments, reports, certificates, requests, or other communications pursuant to this Agreement shall be in writing or submitted electronically as authorized or required by this Agreement. Notices, payments, reports, certificates, or other communications pursuant to this Agreement shall be deemed to be given if delivered in person to the individual or to a member of the company or organization for whom the notice is intended, or delivered via first class U.S. Mail, postage prepaid, to the following address:

If to the District:

Board of Ashland County Commissioners  
110 Cottage Street, 2<sup>nd</sup> Floor  
Ashland, Ohio 44805  
Attn: District Coordinator

If to Grantee:

\_\_\_\_\_  
\_\_\_\_\_  
\_\_\_\_\_

7. Agreement Authorization. Grantee represents and warrants that the person executing this Waiver Agreement has the full and complete authority to execute this Waiver Agreement by and on behalf of Grantee. Grantee shall provide written documentation of the authority of the person designated by Grantee to execute this Agreement. This Agreement may be assigned by Grantee to any successor in interest of the Grantee's Facility with the consent of the District. Such consent shall not be unreasonably withheld.
8. Integration. This Waiver Agreement shall constitute the entire understanding between the parties hereto relating to the matters herein contained.
9. Amendment. No amendments or variations of the terms and conditions of this Waiver Agreement shall be valid unless the same are in writing and signed by all the parties hereto.
10. Applicable Law. This Waiver Agreement shall be construed and enforced pursuant to the laws of the State of Ohio and any action or claims arising hereunder shall be filed in the Ashland County Court of Common Pleas.
11. Waiver. No waiver, discharge, or renunciation of any claim or right of either party arising out of a breach or alleged breach of this Waiver Agreement by either party shall be effective unless in writing and signed by the District and Grantee.

**IN WITNESS WHEREOF**, the parties have executed this Waiver Agreement on the day and year first set forth below.

Ashland County Solid Waste District  
By Board of County Commissioners

By: \_\_\_\_\_  
Michael E. Welch

Date: \_\_\_\_\_

By: \_\_\_\_\_  
Denny Bittle

Date: \_\_\_\_\_

By: \_\_\_\_\_  
Jim Justice

Date: \_\_\_\_\_

GRANTEE:

Date: \_\_\_\_\_

\_\_\_\_\_  
Signature

\_\_\_\_\_  
Printed Name



# **APPENDIX Q**

## **DISTRICT RULES**



## APPENDIX Q. District Rules

### A. Existing Rules

The following definitions have been incorporated into the District's existing rules summarized in this Appendix:

#### Definitions Rule

**“Applicant”** means a Person: (a) proposing to construct or Modify a Solid Waste Facility within the District that requires a determination by the Board that a proposal to construct or Modify a Solid Waste Facility complies with the Plan; (b) requesting a waiver by the Board from application of a Rule adopted by the Board; or (c) requesting permission to deliver Solid Waste generated within the District to a Solid Waste Facility that is not a Designated Solid Waste Facility.

**“Board”** means the Board of County Commissioners in its capacity as the Board of Directors of the Ashland County Solid Waste Management District with its principal offices located at 110 Cottage Street, Ashland, Ohio 44805.

**“Designated Solid Waste Facility”** means those Solid Waste Facilities designated in the initial or amended Plan and as designated pursuant to sections 343.013, 343.014 or 343.015 of the Revised Code.

**“District”** means the Ashland County Solid Waste Management District and includes the territory of Ashland County and such greater or lesser territory of a municipality which, pursuant to Section 3734.52(A) of the Revised Code, is included, or excluded from the district.

**“General Plans and Specifications”** means that information required to be submitted to the Board for review for the construction or modification of any proposed Solid Waste Facility and includes, but is not limited to, a site plan for the proposed Solid Waste Facility, architectural drawings or artist's renderings of the proposed Solid Waste Facility, the projected size and capacity of the proposed Solid Waste Facility and all other information required by the siting strategy contained in the Plan.

**“Hazardous Waste”** means Solid Waste which, by reason of its listing, composition or characteristics is a hazardous waste (as defined in the Resource Conservation and Recovery Act, 42 U.S.C. Section 6901 et seq., as amended, (including but not limited to, amendments thereto made by the Solid Waste Disposal Act Amendments of 1980) and related federal, state and local laws and regulations, or in any additional or substitute federal, state or local laws and regulations pertaining to the identification, treatment, storage or disposal of toxic substances or hazardous wastes; as any of the foregoing is from time-to-time amended or replaced.

**“Legitimate Recycling Facility”** means an engineered facility or site where Recycling of material other than Scrap Tires is the primary objective of the Facility, including: (a) Facilities that accept only Source Separated Recyclable Materials, except Scrap Tires, and/or commingled Recyclable Materials which are currently recoverable utilizing existing technology; and (b) Facilities that: (i) accept mixed or Source Separated Solid Waste; (ii) recover for beneficial use not less than sixty percent (60%) of the weight of Solid Waste brought to the Facility each month (as averaged monthly) for not less than eight (8) months in each calendar year, and (iii) dispose of not more than forty percent (40%) of the total weight of Solid Waste brought to the Facility each month (as averaged monthly) for not less than eight (8) months in each calendar year.

**“Maximum Feasible Utilization”** means the use of a Designated Solid Waste Facility located within the District that operates at not less than ninety-five percent (95%) of its designed capacity and/or Ohio EPA-permitted allowable maximum daily waste receipts at the Board-approved rates and charges to be paid by any Person that delivers Solid Waste or Recyclable Materials to the Designated Solid Waste Facility.

**“Modify” or “Modification”** means a change in the operation of an existing in-District Solid Waste Facility that requires the approval of the Director of the Ohio Environmental Protection Agency; or, that involves a change in the type of material, manner of operation or activities conducted at the Solid Waste Facility that may directly or indirectly affect the Maximum Feasible Utilization of existing in-District Solid Waste Facilities.

**“Person”** means a natural person, partnership, association, firm, corporation, limited liability company, municipal corporation, township, government unit, or other political subdivision.

**“Plan”** means the Solid Waste Management Plan of the District approved by the Director of the Ohio Environmental Protection Agency on September 19, 2005 and as amended hereafter.

**“Rule”** means the action of the Board in promulgating, adopting and publishing such action as a rule of the District as reserved in the Plan and authorized by Sections 343.01 (G) and 3734.53 of the Revised Code, as now existing or hereafter amended.

**“Scrap Tire”** means an unwanted or discarded tire.

**“Solid Waste”** means such unwanted residual solid or semisolid material as results from industrial, commercial, agricultural, and community operations, excluding earth or material from construction, mining or demolition operations, or other waste materials of the type that would normally be included in demolition debris, nontoxic fly ash, spent nontoxic foundry sand,



and slag and other substances that are not harmful or inimical to public health, and includes, but is not limited to, garbage, tires, combustible and non-combustible material, street dirt, and debris. "Solid Waste" does not include any material that is an infectious waste or a Hazardous Waste.

**"Solid Waste Collection Facility"** means any site, location, tract of land, installation, or building used for collection of Solid Wastes including Recyclable Materials.

**"Solid Waste Composting Facility"** means any site, location, tract of land, installation, or building used for composting Solid Waste where the owner or operator has met all registration, licensing, or permitting requirements of rule 3745-27-41 of the Administrative Code.

**"Solid Waste Disposal Facility"** means any site, location, tract of land, installation, or building used for incineration, composting, sanitary landfilling, or other approved methods of disposal of Solid Waste.

**"Solid Waste Energy Recovery Facility"** means any site location, tract of land, installation, or building where mixed Solid Waste or select sources of Solid Waste, including scrap tires, is used as or intends to be used as fuel to produce energy, heat, or steam.

**"Solid Waste Facilities"** include Solid Waste Disposal Facilities, Energy Recovery Facilities, Resource Recovery Facilities, Composting Facilities, Transfer Facilities, Legitimate Recycling Facilities, Recycling Facilities, and Collection Facilities.

**"Solid Waste Recycling Facility"** means any site, location, tract of land, installation, or building used for Recycling Solid Waste.

**"Solid Waste Resource Recovery Facility"** includes Solid Waste Energy Recovery Facilities, Legitimate Recycling Facilities, and Solid Waste Recycling Facilities.

**"Solid Waste Transfer Facility"** means any site, location, tract of land, installation, or building that is used or intended to be used primarily for the purpose of transferring Solid Waste that is generated off the premises of the Facility from vehicles or containers into other vehicles for transportation to a Solid Waste Disposal Facility.

**"Source Separated Recyclable Materials"** means the process of separating, or the separation of Solid Waste, including Yard Waste and Recyclable Materials, from other Solid Waste at the location where such materials are generated for the purpose of Recycling.

**“Yard Waste”** means all garden residues, leaves, grass clippings, shrubbery and tree cuttings less than one-quarter inch in diameter, and similar material.

**“Waiver Fee”** is a fee payable to District relating to any waiver granted by the Board.

### **Rule 1**

The District reserves the right to amend and/or add rules and regulations at any time deemed appropriate by the Board for appropriate implementation of the Plan. Additional rules may include, but are not limited to, mandatory solid waste management methods, additional material prohibitions, and additional enforcement provisions.

### **Rule 2**

The Board reserves the right to establish a Rules, Regulations and Enforcement Committee (RREC) for future modifications or additions to the rules and regulations and for the establishment of enforcement guidelines. The Committee shall include, at a minimum, the District Coordinator, a representative from the county health department, and a public member.

### **Rule 3**

To encourage participation in District recycling programs, the District requires all solid waste haulers doing business within the District to report all solid waste and recyclables collected. Recyclables collected and recycled shall be reported by recyclable type (i.e., newsprint, corrugated, brown, HDPE, PET, aluminum, ferrous, etc.) in pounds or tons. These amounts may be requested monthly, but at the very least, will be requested on an annual basis. The amounts recycled must be provided no later than two months after the end of the time period for which the amounts are requested. Additionally, the routes and areas serviced shall be identified by all haulers.

Existing solid waste disposal facilities and solid waste haulers must submit assurance of compliance with the requirement of item 3.a above, as part of the annual licensing procedure by the health department to receive license renewal.

### **Rule 4**

All solid waste loads received by in-district solid waste disposal facilities and solid waste that is located at the curbside within the District is subject to inspection to assure compliance with all local, state, and federal regulations.

**Rule 5**

The District has the right to regulate the collection and flow of solid waste, compostables, and recyclable material, herein called flow control, as needed to meet the requirements of Amended Substitute House Bill 592, Senate Bill 153, the District Plan, and any new local, state, or federal legislation. Flow control authority has received approval of the Board of Directors and Policy Committee. As given in Section VI.E of this Plan, the Board of Directors of the Ashland County Solid Waste Management District is authorized to establish facility designations in accordance with Section 343.014 of the Ohio Revised Code after this Plan has been approved by the Director of the Ohio Environmental Protection Agency.

**Rule 6**

No incineration of recyclable materials will be allowed within the District unless the District agrees there is no reasonable market for the recyclable materials to be incinerated. Any incineration must be in compliance with local, state, and federal regulations and can be performed only following written permission from the Board.

**Rule 7**

In the event that mandatory requirements for recycling are implemented by the District, the District may establish rules prohibiting designated materials from being landfilled for certain in-district waste generation. Any prohibitions would be in addition to the existing schedule set forth by the Ohio Environmental Protection Agency for materials prohibited from being landfilled.

The District may assist in locating recyclable goods markets for entities that are recycling.

**Rule 8**

The Board has the ability to assess fees and prepare budgets to finance activities associated with proper implementation and support of the Plan.

**Rule 9**

The Board may convene a Technical Advisory Committee when applicable, in activities associated with Plan implementation, Plan updates, Plan revisions, and additional rules to be developed or the modification of existing rules. The extent of the Technical Advisory Committee participation will be determined by the Board.

**Rule 10**

The Board will work with the local health department regarding the establishment and enforcement of rules and regulations regarding solid waste disposal, solid

waste hauling, recycling, open dumping, and any future closed or open dump site assessments and remediation and other related items.

**Rule 11**

The Board is hereby proposing the establishment of responsibilities for solid waste haulers within the District, solid waste disposal facilities within the District, and local residences and businesses within the District, and appropriate penalties as given follows:

*SOLID WASTE HAULER/SOLID WASTE DISPOSAL FACILITY*

<u>RESPONSIBILITY</u>	<u>ENFORCEMENT AGENCY</u>
a. The enforcement of waste bans	District/Health Dept.
b. Assist in public awareness and communication process	District
c. Follow all applicable rules and regulations	Health Dept.

Penalties:

- a. Appropriate monetary fines and/or revocation of District operating licenses, when applicable, shall be imposed on haulers/facilities to comply with District rules and regulations and standards as provided by law and provided by the appropriate enforcement agency. Such penalties and fines shall be established by a Rules, Regulation, and Enforcement Committee.

*RESIDENCE AND SMALL BUSINESSES*

<u>RESPONSIBILITY</u>	<u>ENFORCEMENT AGENCY</u>
a. Participation in recycling program (when applicable)	District
b. Compliance with open dumping laws	Health Dept./Sheriff's Dept.

Penalties:

- a. Solid waste shall not be collected if recyclable materials specified in the appropriate recycling program or banned wastes are contained therein.

- b. Solid waste haulers have the right to impose penalties or surcharges to residences and businesses that do not comply and cooperate with their requirements regarding solid waste collection.

**Rule 12**

The District reserves the right to enact and enforce new rules as needed to retain the rights granted to the District through ORC Section 343 and ORC Section 3734, as well as any new authority granted by the state legislature.

The District recognizes the proper channels of authority, and respects the ratification process for Plan approval, Plan Amendments, and Plan Updates, as described in ORC.

**Rule 13**

Requirement for disposal of all solid waste generated within the Ashland County Solid Waste Management District only at facilities designated by the District

No individual, public or private corporation, partnership, political subdivision or agency thereof, or any other entity shall deliver, or cause the delivery of, any solid waste generated within the District to any disposal facility not designated by the District pursuant to Section 343.014 of the Ohio Revised Code to receive such solid waste generated within the District, unless a waiver from this rule has been granted by the Board in accordance with Section 343.01(I)(2) of the Ohio Revised Code, or the waste is subject to a contract entered into prior to such publication of intent to designate facilities by the District and such contract has been reviewed and recognized by the Board as a valid pre-existing contract. Such solid waste is exempt from this rule only for the term of such pre-existing contract.

**Rule 14 – Site of Facilities**

No person, municipal corporation, township or other political subdivision, shall construct, enlarge, or modify any solid waste transfer, disposal, recycling or resource recovery facility until general plans and specifications for the proposed construction, enlargement or modification of any such facility have been approved by the Board as complying with the Plan or amended Plan of the District.

**Rule 2-2008: Delivery of Solid Waste to Designated Facilities**

Except as otherwise permitted by Rule, no Person shall deliver, or cause the delivery of, any Solid Waste generated within the District to any Solid Waste Facility other than a Designated Solid Waste Facility.

**Rule 3-2008: Waiver from Designation**

Any Person or Applicant may request a waiver from the Board authorizing the delivery of all or any portion of the Solid Waste generated within the District to a Solid Waste Facility other than a Designated Solid Waste Facility. The Board may grant a waiver from the obligation to deliver Solid Waste generated within the District to a Designated Solid Waste Facility if the Board finds that issuance of a waiver for the Solid Waste, the subject of the waiver request: (a) is not inconsistent with projections contained in the Plan; (b) will not adversely affect the implementation and financing of the Plan pursuant to the implementation schedule contained in the Plan; and (c) assures the Maximum Feasible Utilization of existing in-District Designated Solid Waste Facilities. Any Person or Applicant who submits a waiver request pursuant to Rule 3-2008 shall submit documents and information for consideration by the Board that support the issuance of the requested waiver. Any waiver granted by the Board shall be the subject of a waiver agreement by and between the Board and the Person or Applicant setting forth the terms of such waiver and waiver fee, if any. Rule 3-2008 does not apply to any contract by and between the Board and any Person relating to the transportation, delivery, disposal, or processing of Solid Waste.

**Rule 4-2008: Reporting and Certification of Solid Waste and Recyclable Material Collection**

Any Person that collects Solid Waste generated within the District is required to report the amount of Solid Waste and Recyclable Materials collected by such Person. Recyclable Materials collected and recycled shall be reported by Recyclable Material type (i.e., news print, corrugated, brown, green, or clear glass, HDPE, PET, aluminum, ferrous, etc.) in pounds or tons. The weight of all Solid Waste and Recyclable Materials collected by a Person shall be provided to the District on a quarterly basis. The amounts recyclable must be provided no later than sixty (60) days following the end of each calendar quarter. Upon request, any Person who collects Solid Waste within the District may be required by the District to submit a certified copy of the weight of Solid Waste and Recyclable Materials collected by such Person.

**Rule 5-2008: Construction, Modification and Improvements to Solid Waste Facilities**

No Person shall construct, enlarge, improved, Modify or replacement any Solid Waste Facility until General Plans and Specifications of the proposed improvement or Modification have been submitted to and approved by the Board as complying with the Plan. General Plans and Specifications shall be submitted to the Board, Attn: District Coordinator, 1270 Middle Rowsburg Road, Ashland, Ohio 44805. All such General Plans and Specifications shall be clearly marked as complying with the requirements of Rule No. 5-2008 and Section 343.01(G)(2) of the Revised

Code. Rule No. 5-2008 does not apply to a Solid Waste Facility owned, operated, or to be owned or operated, by the District.

**B. Rule Making Authority – ORC 343.01**

The solid waste management plan provides the authority to the Board of County Commissioners to adopt, publish, and enforce all the rule-making powers authorized by Ohio Revised Code 343.01, Divisions (G)(1), (G)(2), (G)(3) and (G)(4) including the following:

**ORC 343.01(G)(1)**

To the extent authorized by the solid waste management plan of the district approved under section 3734.521 or 3734.55 of the Revised Code or subsequent amended plans of the district approved under section 3734.521 or 3734.56 of the Revised Code, the board of county commissioners of a county district or board of directors of a joint district may adopt, publish, and enforce rules doing any of the following:

- (1) Prohibiting or limiting the receipt of solid wastes generated outside the district or outside a service area prescribed in the solid waste management plan or amended plan, at facilities covered by the plan, consistent with the projections contained in the plan or amended plan under divisions (A)(6) and (7) of section 3734.53 of the Revised Code, except that the director of environmental protection may issue an order modifying a rule adopted under division (G)(1) of this section to allow the disposal in the district of solid wastes from another county or joint solid waste management district if all of the following apply:
  - (a) The district in which the wastes were generated does not have sufficient capacity to dispose of solid wastes generated within it for six months following the date of the director's order;
  - (b) No new solid waste facilities will begin operation during those six months in the district in which the wastes were generated and, despite good faith efforts to do so, it is impossible to site new solid waste facilities within the district because of its high population density;
  - (c) The district in which the wastes were generated has made good faith efforts to negotiate with other districts to incorporate its disposal needs within those districts' solid waste management plans, including efforts to develop joint facilities authorized under section 343.02 of the Revised Code, and the efforts have been unsuccessful;

- (d) The district in which the wastes were generated has located a facility willing to accept the district's solid wastes for disposal within the receiving district;
- (e) The district in which the wastes were generated has demonstrated to the director that the conditions specified in divisions (G)(1)(a) to (d) of this section have been met;
- (f) The director finds that the issuance of the order will be consistent with the state solid waste management plan and that receipt of the out-of-district wastes will not limit the capacity of the receiving district to dispose of its in-district wastes to less than eight years. Any order issued under division (G)(1) of this section shall not become final until thirty days after it has been served by certified mail upon the county or joint solid waste management district that will receive the out-of-district wastes.

**ORC 343.01(G)(2)**

Governing the maintenance, protection, and use of solid waste collection or other solid waste facilities located within its district. The rules adopted under division (G)(2) of this section shall not establish design standards for solid waste facilities and shall be consistent with the solid waste provisions of Chapter 3734. of the Revised Code and the rules adopted under those provisions. The rules adopted under division (G)(2) of this section may prohibit any person, municipal corporation, township, or other political subdivision from constructing, enlarging, or modifying any solid waste facility until general plans and specifications for the proposed improvement have been submitted to and approved by the board of county commissioners or board of directors as complying with the solid waste management plan or amended plan of the district. The construction of such a facility shall be done under the supervision of the county sanitary engineer or, in the case of a joint district, a county sanitary engineer designated by the board of directors, and any person, municipal corporation, township, or other political subdivision proposing or constructing such improvements shall pay to the county or joint district all expenses incurred by the board in connection therewith. The sanitary engineer may enter upon any public or private property for the purpose of making surveys or examinations necessary for designing solid waste facilities or for supervising the construction, enlargement, modification, or operation of any such facilities. No person, municipal corporation, township, or other political subdivision shall forbid or interfere with the sanitary engineer or his authorized assistants entering upon such property for that purpose. If actual damage is done to property by the making of the surveys and examinations, a board shall pay the reasonable value of that damage to the owner of the property damaged, and the cost shall be included in the financing of the improvement for which the surveys and examinations are made.



“Governing the maintenance, protection, and use of solid waste collection or other solid waste facilities located within its district. The rules adopted under division (G)(2) of this section shall not establish design standards and shall be consistent with the solid waste provisions of Chapter 3734. of the Revised Code and the rules adopted under those provisions. The rules adopted under division (G)(2) of this section may prohibit any person, municipal corporation, township, or other political subdivision from constructing, enlarging, or modifying any solid waste facility under general plans and specifications for the proposed improvement have been submitted to and approved by the Board of County Commissioners . . . as complying with solid waste management plan or amended plan of the District. The construction of such a facility . . .”

**ORC 343.01(G)(3)**

Governing the development and implementation of a program for the inspection of solid wastes generated outside the boundaries of this state that are disposed of at solid waste facilities included in the district’s solid waste management plan or amended plan. A board of county commissioners or board of directors or its authorized representative may enter upon the premises of any solid waste facility included in the district’s solid waste management plan or amended plan for the purpose of conducting the inspections required or authorized by the rules adopted under division (G)(3) of this section. No person, municipal corporation, township, or other political subdivision shall forbid or interfere with a board of county commissioners or directors or its authorized representative entering upon the premises of any such solid waste facility for that purpose.

**ORC 343.01(G)(4)**

Exempting the owner or operator of any existing or proposed solid waste facility provided for in the plan or amended plan from compliance with any amendment to a township zoning resolution adopted under section 519.12 of the Revised Code or to a county rural zoning resolution adopted under section 303.12 of the Revised Code that rezoned or redistricted the parcel or parcels upon which the facility is to be constructed or modified and that became effective within two years prior to the filing of an application for a permit required under division (A)(2)(a) of section 3734.05 of the Revised Code to open a new or modify an existing solid waste facility.

**C. Rule Making Authority – ORC 3734.53**

The solid waste management plan provides the authority to the Board of Directors to adopt, publish, and enforce all of the rule-making powers authorized by Ohio Revised Code 3734.53, Division (C) including the following:

- (1) Prohibiting or limiting the receipt at facilities covered by the plan of solid wastes generated outside the district or outside a prescribed service area

consistent with the projections under divisions (A)(6) and (7) of this section, except that the director of environmental protection may issue an order modifying a rule authorized to be adopted under division (C)(1) of this section to allow the disposal in the district of wastes from another county or joint solid waste management district if all of the following apply:

- (a) The district in which the wastes were generated does not have sufficient capacity to dispose of solid wastes generated within it for six months following the date of the director's order;
  - (b) No new solid waste facilities will begin operation during those six months in the district in which the wastes were generated and, despite good faith efforts to do so, it is impossible to site new solid waste facilities within the district because of its high population density;
  - (c) The district in which the wastes were generated has made good faith efforts to negotiate with other districts to incorporate its disposal needs within those districts' solid waste management plans, including efforts to develop joint facilities authorized under section 343.02 of the Revised Code, and the efforts have been unsuccessful;
  - (d) The district in which the wastes were generated has located a facility willing to accept the district's solid wastes for disposal within the receiving district;
  - (e) The district in which the wastes were generated has demonstrated to the director that the conditions specified in divisions (C)(1)(a) to (d) of this section have been met;
  - (f) The director finds that the issuance of the order will be consistent with the state solid waste management plan and that receipt of the out-of-district wastes will not limit the capacity of the receiving district to dispose of its in-district wastes to less than eight years. Any order issued under division (C)(1) of this section shall not become final until thirty days after it has been served by certified mail upon the county or joint solid waste management district that will receive the out-of-district wastes.
- (2) Governing the maintenance, protection, and use of solid waste collection, storage, disposal, transfer, recycling, processing, and resource recovery facilities within the district and requiring the submission of general plans and specifications for the construction, enlargement, or modification of any such facility to the board of county commissioners or board of directors of the district for review and approval as complying with the plan or amended plan of the district;

- (3) Governing development and implementation of a program for the inspection of solid wastes generated outside the boundaries of the state that are being disposed of at solid waste facilities included in the district's plan;
- (4) Exempting the owner or operator of any existing or proposed solid waste facility provided for in the plan from compliance with any amendment to a township zoning resolution adopted under section 519.12 of the Revised Code or to a county rural zoning resolution adopted under section 303.12 of the Revised Code that rezoned or redistricted the parcel or parcels upon which the facility is to be constructed or modified and that became effective within two years prior to the filing of an application for a permit required under division (A)(2)(a) of section 3734.05 of the Revised Code to open a new or modify an existing solid waste facility.

**D. Proposed Rules**

The District is not proposing any new rules in this *Plan Update*. The District is rescinding some rules as identified in E. The District reserves the right to adopt rules under division (G) of section 343.01 and under division (c) of section 3734.53 of the Revised Code. Such rules shall comply with the legislative grant of authority to the District to promulgate such rules and to regulate solid waste services, facilities and operation of the District in accordance with the Plan or amended Plan of the District and/or as authorized by applicable statutes, governmental regulations, local ordinances and rules of the District as now existing or hereafter enacted or amended.

**E. Updated/Changed Rules**

The District is updating the current rule package to include a consistent rule numbering and identification system. The following identification changes to the existing rules will become effective upon the approval of this *Plan Update*:

Current Rule Identification	Changed Rule Identification or Rescind Status
<b>Definition</b>	ACSWD-01
Rule 1	ACSWD-02
Rule 2	ACSWD-03
Rule 3	Rescinded
Rule 4	Rescinded
Rule 5	ACSWD-04
Rule 6	ACSWD-05
Rule 7	ACSWD-06

Current Rule Identification	Changed Rule Identification or Rescind Status
Rule 8	ACSWD-07
Rule 9	ACSWD-08
Rule 10	ACSWD-09
Rule 11	ACSWD-10
Rule 12	ACSWD-11
Rule 13	ACSWD-12
Rule 14	ACSWD-13
Rule 2-2008	ACSWD-14
Rule 3-2008	ACSWD-15
Rule 4-2008	ACSWD-16
Rule 5-2008	ACSWD-17

The following section contains the existing rule package (with two rescinded rules removed) with the new identification system, minor clerical adjustments and changes to rule language. Some rules have been updated. Upon approval of this *Plan Update*, the following rules will be enforced by the District:

#### **ACSWD-01: Definitions**

**“Applicant”** means a Person: (a) proposing to construct or Modify a Solid Waste Facility within the District that requires a determination by the Board that a proposal to construct or Modify a Solid Waste Facility complies with the Plan; (b) requesting a waiver by the Board from application of a Rule adopted by the Board; or (c) requesting permission to deliver Solid Waste generated within the District to a Solid Waste Facility that is not a Designated Solid Waste Facility.

**“Board”** means the Board of County Commissioners in its capacity as the Board of Directors of the Ashland County Solid Waste Management District with its principal offices located at 110 Cottage Street, Ashland, Ohio 44805.

**“Designated Solid Waste Facility”** means those Solid Waste Facilities designated in the initial or amended Plan and as designated pursuant to sections 343.013, 343.014 or 343.015 of the Revised Code.

**“District”** means the Ashland County Solid Waste Management District and includes the territory of Ashland County and such greater or lesser territory of a municipality which, pursuant to Section 3734.52(A) of the Revised Code, is included, or excluded from the district.

**“General Plans and Specifications”** means that information required to be submitted to the Board for review for the construction or modification of any proposed Solid Waste Facility and includes, but is not limited to, a site plan for the proposed Solid Waste Facility, architectural drawings or artist’s renderings of the

proposed Solid Waste Facility, the projected size and capacity of the proposed Solid Waste Facility and all other information required by the siting strategy contained in the Plan.

**“Hazardous Waste”** means Solid Waste which, by reason of its listing, composition or characteristics is a hazardous waste (as defined in the Resource Conservation and Recovery Act, 42 U.S.C. Section 6901 et seq., as amended, (including but not limited to, amendments thereto made by the Solid Waste Disposal Act Amendments of 1980) and related federal, state and local laws and regulations, or in any additional or substitute federal, state or local laws and regulations pertaining to the identification, treatment, storage or disposal of toxic substances or hazardous wastes; as any of the foregoing is from time-to-time amended or replaced.

**“Legitimate Recycling Facility”** means an engineered facility or site where Recycling of material other than Scrap Tires is the primary objective of the Facility, including: (a) Facilities that accept only Source Separated Recyclable Materials, except Scrap Tires, and/or commingled Recyclable Materials which are currently recoverable utilizing existing technology; and (b) Facilities that: (i) accept mixed or Source Separated Solid Waste; (ii) recover for beneficial use not less than sixty percent (60%) of the weight of Solid Waste brought to the Facility each month (as averaged monthly) for not less than eight (8) months in each calendar year, and (iii) dispose of not more than forty percent (40%) of the total weight of Solid Waste brought to the Facility each month (as averaged monthly) for not less than eight (8) months in each calendar year.

**“Maximum Feasible Utilization”** means the use of a Designated Solid Waste Facility located within the District that operates at not less than ninety-five percent (95%) of its designed capacity and/or Ohio EPA-permitted allowable maximum daily waste receipts at the Board-approved rates and charges to be paid by any Person that delivers Solid Waste or Recyclable Materials to the Designated Solid Waste Facility.

**“Modify” or “Modification”** means a change in the operation of an existing in-District Solid Waste Facility that requires the approval of the Director of the Ohio Environmental Protection Agency; or, that involves a change in the type of material, manner of operation or activities conducted at the Solid Waste Facility that may directly or indirectly affect the Maximum Feasible Utilization of existing in-District Solid Waste Facilities.

**“Person”** means a natural person, partnership, association, firm, corporation, limited liability company, municipal corporation, township, government unit, or other political subdivision.

**“Plan”** means the Solid Waste Management Plan of the District approved by the Director of the Ohio Environmental Protection Agency on September 19, 2005 and as amended hereafter.

**“Rule”** means the action of the Board in promulgating, adopting and publishing such action as a rule of the District as reserved in the Plan and authorized by Sections 343.01 (G) and 3734.53 of the Revised Code, as now existing or hereafter amended.

**“Scrap Tire”** means an unwanted or discarded tire.

**“Solid Waste”** means such unwanted residual solid or semisolid material as results from industrial, commercial, agricultural, and community operations, excluding earth or material from construction, mining or demolition operations, or other waste materials of the type that would normally be included in demolition debris, nontoxic fly ash, spent nontoxic foundry sand, and slag and other substances that are not harmful or inimical to public health, and includes, but is not limited to, garbage, tires, combustible and non-combustible material, street dirt, and debris. "Solid Waste" does not include any material that is an infectious waste or a Hazardous Waste.

**“Solid Waste Collection Facility”** means any site, location, tract of land, installation, or building used for collection of Solid Wastes including Recyclable Materials.

**“Solid Waste Composting Facility”** means any site, location, tract of land, installation, or building used for composting Solid Waste where the owner or operator has met all registration, licensing, or permitting requirements of rule 3745-27-41 of the Administrative Code.

**“Solid Waste Disposal Facility”** means any site, location, tract of land, installation, or building used for incineration, composting, sanitary landfilling, or other approved methods of disposal of Solid Waste.

**“Solid Waste Energy Recovery Facility”** means any site location, tract of land, installation, or building where mixed Solid Waste or select sources of Solid Waste, including scrap tires, is used as or intends to be used as fuel to produce energy, heat, or steam.

**“Solid Waste Facilities”** include Solid Waste Disposal Facilities, Energy Recovery Facilities, Resource Recovery Facilities, Composting Facilities, Transfer Facilities, Legitimate Recycling Facilities, Recycling Facilities, and Collection Facilities.

**“Solid Waste Recycling Facility”** means any site, location, tract of land, installation, or building used for Recycling Solid Waste.

**“Solid Waste Resource Recovery Facility”** includes Solid Waste Energy Recovery Facilities, Legitimate Recycling Facilities, and Solid Waste Recycling Facilities.

**“Solid Waste Transfer Facility”** means any site, location, tract of land, installation, or building that is used or intended to be used primarily for the purpose of transferring Solid Waste that is generated off the premises of the Facility from vehicles or containers into other vehicles for transportation to a Solid Waste Disposal Facility.

**“Source Separated Recyclable Materials”** means the process of separating, or the separation of Solid Waste, including Yard Waste and Recyclable Materials, from other Solid Waste at the location where such materials are generated for the purpose of Recycling.

**“Yard Waste”** means all garden residues, leaves, grass clippings, shrubbery and tree cuttings less than one-quarter inch in diameter, and similar material.

**“Waiver Fee”** is a fee payable to District relating to any waiver granted by the Board.

#### **ACSWD-02: Rules Creation**

The District reserves the right to amend and/or add rules and regulations at any time deemed appropriate by the Board for appropriate implementation of the Plan. Additional rules may include, but are not limited to, mandatory solid waste management methods, additional material prohibitions, and additional enforcement provisions.

#### **ACSWD-03: Rules, Regulations and Enforcement Committee**

The Board reserves the right to establish a Rules, Regulations and Enforcement Committee (RREC) for future modifications or additions to the rules and regulations and for the establishment of enforcement guidelines. The Committee shall include, at a minimum, the District Coordinator, a representative from the county health department, and a public member.

#### **ACSWD-04: Flow Control**

The District has the right to regulate the collection and flow of solid waste, herein called flow control, as needed to meet the requirements of Amended Substitute House Bill 592, Senate Bill 153, the District Plan, and any new local, state, or federal legislation. Flow control authority has received approval of the Board of Commissioners by the Policy Committee. As given in Appendix P of this Plan, the Board of Commissioners of the Ashland County Solid Waste Management District

is authorized to establish facility designations in accordance with Section 343.013, 343.014 and 343.015 of the Ohio Revised Code.

**ACSWD-05: Incineration of Recyclables**

No incineration of recyclable materials will be allowed within the District unless the District agrees there is no reasonable market for the recyclable materials to be incinerated. Any incineration must be in compliance with local, state, and federal regulations and can be performed only following written permission from the Board.

**ACSWD-06: Prohibiting Landfill of Designated Materials**

In the event that mandatory requirements for recycling are implemented by the District, the District may establish rules prohibiting designated materials from being landfilled for certain in-district waste generation. Any prohibitions would be in addition to the existing schedule set forth by the Ohio Environmental Protection Agency for materials prohibited from being landfilled.

The District may assist in locating recyclable goods markets for entities that are recycling.

**ACSWD-07: Budgets and Fees**

The Board has the ability to assess fees and prepare budgets to finance activities associated with proper implementation and support of the Plan.

**ACSWD-08: Technical Advisory Committee Formation**

The Board may convene a Technical Advisory Committee when applicable, in activities associated with Plan implementation, Plan updates, Plan revisions, and additional rules to be developed or the modification of existing rules. The extent of the Technical Advisory Committee participation will be determined by the Board.

**ACSWD-09: Enforcement of Rules**

The Board will work with the Ashland County Health Department, County Prosecutor and other legal counsel as needed regarding the enforcement of the rules in this Appendix. In addition, the Board will work with the Ashland County Health Department regarding improper solid waste disposal, open dumping, and other solid waste enforcement issues.



**ACSWD-10: Responsibilities**

The Board is hereby assigning responsibilities for solid waste facilities within the District, local residences and businesses within the District for the following:

*SOLID WASTE FACILITY*

<u>RESPONSIBILITY</u>	<u>ENFORCEMENT AGENCY</u>
a. The enforcement of waste bans	District/Health Dept.
b. Assist in public awareness and communication process	District
c. Inspections	Health Department

Penalties:

- a. Appropriate monetary fines and/or admirative orders, when applicable, shall be imposed on solid waste facilities to comply with District rules and regulations and standards as provided by law and provided by the appropriate enforcement agency. Such penalties and fines shall be established by a Rules, Regulation, and Enforcement Committee.

*RESIDENCE AND SMALL BUSINESSES*

<u>RESPONSIBILITY</u>	<u>ENFORCEMENT AGENCY</u>
a. Education and technical assistance (when applicable)	District
b. Compliance with open dumping laws	Health Dept./Sheriff's Dept.

**ACSWD-11: Rules Rights**

The District reserves the right to enact and enforce new rules as needed to retain the rights granted to the District through ORC Section 343 and ORC Section 3734, as well as any new authority granted by the state legislature.

The District recognizes the proper channels of authority, and respects the ratification process for Plan approval, Plan Amendments, and Plan Updates, as described in ORC.

### **ACSWD-12: Designated Facilities**

Requirement for disposal of all solid waste generated within the Ashland County Solid Waste Management District only at facilities designated by the District.

No individual, public or private corporation, partnership, political subdivision or agency thereof, or any other entity shall deliver, or cause the delivery of, any solid waste generated within the District to any disposal facility not designated by the District pursuant to Section 343.014 of the Ohio Revised Code to receive such solid waste generated within the District, unless a waiver from this rule has been granted by the Board in accordance with Section 343.01(I)(2) of the Ohio Revised Code, or the waste is subject to a contract entered into prior to such publication of intent to designate facilities by the District and such contract has been reviewed and recognized by the Board as a valid pre-existing contract. Such solid waste is exempt from this rule only for the term of such pre-existing contract.

### **ACSWD-13: Siting of Facilities**

No person, municipal corporation, township or other political subdivision, shall construct, enlarge, or modify any solid waste transfer, disposal, recycling or resource recovery facility until general plans and specifications for the proposed construction, enlargement or modification of any such facility have been approved by the Board as complying with the Plan or amended Plan of the District.

The Board will not consider any criteria that would establish design standards that are addressed by the rules of the Ohio Environmental Protection Agency for the issuance of a permit for the construction, modification and operation of a solid waste facility.

### **ACSWD-14: Delivery of Solid Waste to Designated Facilities**

Except as otherwise permitted by Rule, no Person shall deliver, or cause the delivery of, any Solid Waste generated within the District to any Solid Waste Facility other than a Designated Solid Waste Facility or a facility that has obtained a waiver.

### **ACSWD-15: Waiver from Designation**

Any Person or Applicant may request a waiver from the Board authorizing the delivery of all or any portion of the Solid Waste generated within the District to a Solid Waste Facility other than a Designated Solid Waste Facility. The Board may grant a waiver from the obligation to deliver Solid Waste generated within the District to a Designated Solid Waste Facility if the Board finds that issuance of a waiver for the Solid Waste, the subject of the waiver request: (a) is not inconsistent with projections contained in the Plan; (b) will not adversely affect the implementation and financing of the Plan pursuant to the implementation schedule

contained in the Plan; and (c) assures the Maximum Feasible Utilization of existing in-District Designated Solid Waste Facilities. Any Person or Applicant who submits a waiver request pursuant to this rule shall submit documents and information for consideration by the Board that support the issuance of the requested waiver. Any waiver granted by the Board shall be the subject of a waiver agreement by and between the Board and the Person or Applicant setting forth the terms of such waiver and waiver fee, if any. This rule does not apply to any contract by and between the Board and any Person relating to the transportation, delivery, disposal, or processing of Solid Waste.

**ACSWD-16: Reporting Recyclable Material Collection**

Any Person that collects Solid Waste generated within the District is required to report the amount of Recyclable Materials collected by such Person. Recyclable Materials collected and recycled shall be reported by Recyclable Material type (i.e., news print, corrugated, brown, green, or clear glass, HDPE, PET, aluminum, ferrous, etc.) in pounds or tons. The weight of all Solid Waste and Recyclable Materials collected by a Person shall be provided to the District on a quarterly basis. The amounts recyclable must be provided no later than sixty (60) days following the end of each calendar quarter.

**ACSWD-17: Construction, Modification and Improvements to Solid Waste Facilities**

No Person shall construct, enlarge, improved, Modify or replacement any Solid Waste Facility until General Plans and Specifications of the proposed improvement or Modification have been submitted to and approved by the Board as complying with the Plan. General Plans and Specifications shall be submitted to the Board, Attn: District Coordinator, 110 Cottage Street, Second Floor, Ashland, Ohio 44805. All such General Plans and Specifications shall be clearly marked as complying with the requirements of this rule and Section 343.01(G)(2) of the Revised Code. This rule does not apply to a Solid Waste Facility owned, operated, or to be owned or operated, by the District.

The Board will not consider any criteria that would establish design standards that are addressed by the rules of the Ohio Environmental Protection Agency for the issuance of a permit for the construction, modification and operation of a solid waste facility.

**E. Rule Approval Process**

Proposed rules shall be adopted and enforced by the Board of County Commissioners as provided in section 343.01(G).



## **APPENDIX R**

# BLANK SURVEY FORMS AND RELATED INFORMATION





February 2022

Dear Facility Manager:

**THE ASHLAND COUNTY SOLID WASTE DISTRICT NEEDS YOUR HELP.**

You can help us track local recycling efforts and fulfill our state reporting obligations by participating in a brief survey regarding the total amount recycled by your workplace in 2021. The data you provide will be combined with other businesses' data, so your individual organization's information will not be identified. The information you supply will help us provide programs that meet the needs of our local community.

**How to participate in our brief survey:**

The survey asks for the total tons recycled in 2021, which can typically be found on hauler invoices or receipts from processors/brokers of recyclable materials. If weights are not provided to you, you may be able to request this information from your service provider. Completing the survey should take only a few minutes.

Please complete your survey by **March 26, 2022** by following the steps below:

1. Visit <https://bit.ly/AshlandRecycles2021>\*
2. Follow the instructions for completing the survey and check for accuracy
3. Click "Submit Survey"

If you have questions about the survey or would like to complete a paper survey, please contact Emily Barber, the District's consultant, at GT Environmental. Emily can be reached at [ebarber@gtenvironmental.com](mailto:ebarber@gtenvironmental.com) or **614-794-3570**.

We greatly appreciate your willingness to participate and value your feedback.

Sincerely,

Cindy Brady Ashland County Solid Waste District Coordinator

\*In the event you cannot reach the survey by the shortened link above, please use:  
<https://survey.alchemer.com/s3/6691896/Ashland-2021-Business-Recycling-Survey-copy> or scan:





## 2021 Business Recycling Survey

This recycling survey is being conducted by the Ashland County Solid Waste District to identify the type and amount of recyclables generated **within Ashland County during 2021**. The District will use this information for summary purposes only; no company's survey response will be reported individually. Your response to this survey will help measure Ashland County's progress toward state-mandated recycling goals and help us provide programs that meet local needs.

PLEASE RETURN COMPLETED SURVEY VIA THE EMAIL BELOW AS SOON AS POSSIBLE:

Email: [jskora@ashlandcounty.org](mailto:jskora@ashlandcounty.org)

If you have any questions or need assistance completing the survey,  
contact the District, at (419) 282-4338 or the email above.

**1. Contact Information (this information will be kept private):**

Company Name: \_\_\_\_\_

Company Mailing Address: \_\_\_\_\_

Contact Name: \_\_\_\_\_ Number of Employees: \_\_\_\_\_

Phone Number: \_\_\_\_\_ Email address: \_\_\_\_\_

I would like someone to reach out to me for more information about recycling options.

**2. Does your organization recycle? (please check one)**

Yes (**CONTINUE**)

No (**END – Please return survey as directed above**)

**3. Materials Recycled in 2021**

Please complete the following table (cont. on other side) by reporting the amount of materials recycled in **2021** that were generated **within Ashland County**. In the "Amount" column, enter the quantity recycled in 2021, then check the unit of measurement in the "Measurement" column. You may estimate if necessary. In the "Recycler" column, please indicate the hauler that collects the reported material or where the material will go after it leaves your establishment.

Material	Amount	Measurement	Name of Recycler or Hauler
Example: Mixed/Commingled Recycling	3.5	<input type="checkbox"/> Pounds <input checked="" type="checkbox"/> Tons <input type="checkbox"/> Cubic Yards	Recycling Brothers of Ohio
Mixed/Commingled Recycling		<input type="checkbox"/> Pounds <input type="checkbox"/> Tons <input type="checkbox"/> Cubic Yards	
Paper (Newsprint, Office, Glossy, Books etc.)		<input type="checkbox"/> Pounds <input type="checkbox"/> Tons <input type="checkbox"/> Cubic Yards	
Cardboard/Paperboard		<input type="checkbox"/> Pounds <input type="checkbox"/> Tons <input type="checkbox"/> Cubic Yards	
Glass		<input type="checkbox"/> Pounds <input type="checkbox"/> Tons <input type="checkbox"/> Cubic Yards	
Plastics (#1-#7)		<input type="checkbox"/> Pounds <input type="checkbox"/> Tons <input type="checkbox"/> Cubic Yards	

Material	Amount	Measurement	Name of Recycler or Hauler
Other Plastic Bags/Film Plastics		<input type="checkbox"/> Pounds <input type="checkbox"/> Tons <input type="checkbox"/> Cubic Yards	
Ferrous Metals (Steel, Iron): NO auto bodies or construction/demolition materials such as rebar		<input type="checkbox"/> Pounds <input type="checkbox"/> Tons <input type="checkbox"/> Cubic Yards	
Non-Ferrous Metals (Aluminum, Copper, Brass): NO auto bodies or construction/demolition materials such as aluminum siding		<input type="checkbox"/> Pounds <input type="checkbox"/> Tons <input type="checkbox"/> Cubic Yards	
Wood (Excluding Pallets)		<input type="checkbox"/> Pounds <input type="checkbox"/> Tons <input type="checkbox"/> Cubic Yards	
Wood - Pallets		<input type="checkbox"/> Pounds <input type="checkbox"/> Tons <input type="checkbox"/> Cubic Yards <input type="checkbox"/> Number/Units	
Food NO Cooking Oil		<input type="checkbox"/> Pounds <input type="checkbox"/> Tons <input type="checkbox"/> Cubic Yards <input type="checkbox"/> Gallons	
Yard Waste (Grass, Leaves, Branches)		<input type="checkbox"/> Pounds <input type="checkbox"/> Tons <input type="checkbox"/> Cubic Yards	
Appliances (White Goods)		<input type="checkbox"/> Pounds <input type="checkbox"/> Tons <input type="checkbox"/> Cubic Yards <input type="checkbox"/> Number/Units	
Rubber (Excluding Tires)		<input type="checkbox"/> Pounds <input type="checkbox"/> Tons <input type="checkbox"/> Cubic Yards	
Used Tires		<input type="checkbox"/> Pounds <input type="checkbox"/> Tons <input type="checkbox"/> Cubic Yards <input type="checkbox"/> Number/Units	
Electronics (Residential: Computers, TVs, Cellphones, etc.)		<input type="checkbox"/> Pounds <input type="checkbox"/> Tons <input type="checkbox"/> Cubic Yards	
Dry-cell/Household Batteries		<input type="checkbox"/> Pounds <input type="checkbox"/> Tons <input type="checkbox"/> Cubic Yards <input type="checkbox"/> Gallons	
Lead-acid Batteries (i.e. Automotive Batteries)		<input type="checkbox"/> Pounds <input type="checkbox"/> Tons <input type="checkbox"/> Cubic Yards <input type="checkbox"/> Number/Units	
Ink/Toner Cartridges		<input type="checkbox"/> Pounds <input type="checkbox"/> Tons <input type="checkbox"/> Cubic Yards <input type="checkbox"/> Number/Units	
Textiles (Clothing, Fabrics)		<input type="checkbox"/> Pounds <input type="checkbox"/> Tons <input type="checkbox"/> Cubic Yards	
Non-Exempt Foundry Sand		<input type="checkbox"/> Pounds <input type="checkbox"/> Tons <input type="checkbox"/> Cubic Yards	
Ash (recycled only)		<input type="checkbox"/> Pounds <input type="checkbox"/> Tons <input type="checkbox"/> Cubic Yards	
Flue Gas Desulfurization Waste		<input type="checkbox"/> Pounds <input type="checkbox"/> Tons <input type="checkbox"/> Cubic Yards	
Other (specify): _____		<input type="checkbox"/> Pounds <input type="checkbox"/> Tons <input type="checkbox"/> Cubic Yards	
Other (specify): _____		<input type="checkbox"/> Pounds <input type="checkbox"/> Tons <input type="checkbox"/> Cubic Yards	

(Optional): The following chart may provide assistance with calculating cardboard recycling:

Cardboard Dumpster	Size of Dumpster (cubic Yards) (a)	Percentage Full When Picked Up (b)	No. of Pickups per Week (c)	Estimated Cardboard Recycled (Tons) (a) x (b) x (c) x 52 / 20
<i>Example</i>	<i>6 cubic yards</i>	<i>80% full</i>	<i>1 time/week</i>	<i>(6 x 0.80 x 1 x 52 / 20) = 12.48 tons</i>
1				
2				
3				
<b>Total Cardboard Recycled in Tons (Enter in Cardboard row below)</b>				

**THANK YOU FOR YOUR HELP!**



February 2022

Dear Facility Manager:

**THE ASHLAND COUNTY SOLID WASTE DISTRICT NEEDS YOUR HELP.**

You can help us track local recycling efforts and fulfill our state reporting obligations by participating in a brief survey regarding the total pounds/tons recycled by your workplace in 2020. The data you provide will be combined with other businesses' data, so your individual company's or organization's information will not be identified. The information you supply will help us provide programs that meet the needs of our local community.

**How to participate in our brief survey:**

Please complete the survey using only calendar year 2021 information. Only materials generated **within Ashland County, OH** should be reported. Completing this survey should take only a few minutes.

Please complete your survey by **March 26, 2022** by following the steps below:

1. Visit <https://bit.ly/Ashland2021B>\*
2. Follow the instructions for completing the survey and check for accuracy
3. Click "Submit Survey"

If you have questions about the survey or would like to complete a paper survey, please contact Emily Barber, the District's consultant, at GT Environmental. Emily can be reached at [ebarber@gtenvironmental.com](mailto:ebarber@gtenvironmental.com) or **614-794-3570**.

We greatly appreciate your willingness to participate and value your feedback.

Sincerely,

Cindy Brady  
Ashland County Solid Waste District Coordinator

\*In the event you cannot reach the survey by the shortened link above, please use:  
<https://survey.alchemer.com/s3/6692094/Ashland-County-2021-Brokers-Processors-Survey-copy> or scan:







# Ashland County Solid Waste District

## 2021 Broker/Processor Recycling Survey

This recycling survey is being conducted by the Ashland County Solid Waste District to identify the type and amount of recyclables generated **within Ashland County during 2021**. The District will use this information for summary purposes only; no company's survey response will be reported individually. Your response to this survey will help measure Ashland County's progress toward state-mandated recycling goals and help us provide programs that meet local needs.

PLEASE RETURN COMPLETED SURVEY BY **MARCH 26, 2022** USING ONE OF THESE METHODS:

Email: ebarber@gtenvironmental.com  
Fax: (614) 899-9255

If you have any questions or need assistance completing the survey, contact the District's consultant, Emily Barber, at (614) 794-3570 or the email above.

### 1. Contact Information (this information will be kept private):

Company Name: \_\_\_\_\_

Company Mailing Address: \_\_\_\_\_

Contact Name: \_\_\_\_\_ Number of Employees: \_\_\_\_\_

Phone Number: \_\_\_\_\_ Email address: \_\_\_\_\_

### 2. Materials Recycled in 2021

Please complete the following table by reporting the amount of materials recycled in **2021** that were generated **within Ashland County**. Indicate whether materials were generated by residents, institutions, and commercial businesses (such as retail stores, office buildings, hospitals, or schools) or industrial (manufacturing) facilities using the "Quantity" columns below. You may estimate if necessary. Check the appropriate unit of measurement in the "Measurement" columns.

Material	Residential/ Institutional/ Commercial Quantity	Measurement	Industrial Quantity	Measurement
Mixed/Commingled Recycling		<input type="checkbox"/> Pounds <input type="checkbox"/> Tons <input type="checkbox"/> Cubic Yards		<input type="checkbox"/> Pounds <input type="checkbox"/> Tons <input type="checkbox"/> Cubic Yards
Paper (Newsprint, Office, Glossy, Books etc.)		<input type="checkbox"/> Pounds <input type="checkbox"/> Tons <input type="checkbox"/> Cubic Yards		<input type="checkbox"/> Pounds <input type="checkbox"/> Tons <input type="checkbox"/> Cubic Yards
Cardboard/Paperboard		<input type="checkbox"/> Pounds <input type="checkbox"/> Tons <input type="checkbox"/> Cubic Yards		<input type="checkbox"/> Pounds <input type="checkbox"/> Tons <input type="checkbox"/> Cubic Yards
Glass		<input type="checkbox"/> Pounds <input type="checkbox"/> Tons <input type="checkbox"/> Cubic Yards		<input type="checkbox"/> Pounds <input type="checkbox"/> Tons <input type="checkbox"/> Cubic Yards
Ferrous Metals (Steel, Iron): <i>NO</i> auto bodies or construction/demolition materials such as rebar.		<input type="checkbox"/> Pounds <input type="checkbox"/> Tons <input type="checkbox"/> Cubic Yards		<input type="checkbox"/> Pounds <input type="checkbox"/> Tons <input type="checkbox"/> Cubic Yards
Non-Ferrous Metals (Aluminum, Copper, Brass): <i>NO</i> auto bodies or construction/demolition materials such as aluminum siding		<input type="checkbox"/> Pounds <input type="checkbox"/> Tons <input type="checkbox"/> Cubic Yards		<input type="checkbox"/> Pounds <input type="checkbox"/> Tons <input type="checkbox"/> Cubic Yards
Plastics (#1-#7)		<input type="checkbox"/> Pounds <input type="checkbox"/> Tons <input type="checkbox"/> Cubic Yards		<input type="checkbox"/> Pounds <input type="checkbox"/> Tons <input type="checkbox"/> Cubic Yards
Other Plastic Bags/Film Plastics		<input type="checkbox"/> Pounds <input type="checkbox"/> Tons <input type="checkbox"/> Cubic Yards		<input type="checkbox"/> Pounds <input type="checkbox"/> Tons <input type="checkbox"/> Cubic Yards
Wood (Excluding Pallets)		<input type="checkbox"/> Pounds <input type="checkbox"/> Tons <input type="checkbox"/> Cubic Yards		<input type="checkbox"/> Pounds <input type="checkbox"/> Tons <input type="checkbox"/> Cubic Yards

Material	Residential/ Institutional/ Commercial Quantity	Measurement	Industrial Quantity	Measurement
Wood - Pallets		<input type="checkbox"/> Pounds <input type="checkbox"/> Cubic Yards <input type="checkbox"/> Tons <input type="checkbox"/> Number/Units		<input type="checkbox"/> Pounds <input type="checkbox"/> Cubic Yards <input type="checkbox"/> Tons <input type="checkbox"/> Number/Units
Food NO Cooking Oil		<input type="checkbox"/> Pounds <input type="checkbox"/> Cubic Yards <input type="checkbox"/> Tons <input type="checkbox"/> Gallons		<input type="checkbox"/> Pounds <input type="checkbox"/> Cubic Yards <input type="checkbox"/> Tons <input type="checkbox"/> Gallons
Yard Waste (Grass, Leaves, Branches)		<input type="checkbox"/> Pounds <input type="checkbox"/> Cubic Yards <input type="checkbox"/> Tons		<input type="checkbox"/> Pounds <input type="checkbox"/> Cubic Yards <input type="checkbox"/> Tons
Appliances (White Goods)		<input type="checkbox"/> Pounds <input type="checkbox"/> Cubic Yards <input type="checkbox"/> Tons		<input type="checkbox"/> Pounds <input type="checkbox"/> Cubic Yards <input type="checkbox"/> Tons
Rubber (Excluding Tires)		<input type="checkbox"/> Pounds <input type="checkbox"/> Cubic Yards <input type="checkbox"/> Tons		<input type="checkbox"/> Pounds <input type="checkbox"/> Cubic Yards <input type="checkbox"/> Tons
Used Tires		<input type="checkbox"/> Pounds <input type="checkbox"/> Cubic Yards <input type="checkbox"/> Tons <input type="checkbox"/> Number/Units		<input type="checkbox"/> Pounds <input type="checkbox"/> Cubic Yards <input type="checkbox"/> Tons <input type="checkbox"/> Number/Units
Used Motor Oil (Residential Only)		<input type="checkbox"/> Pounds <input type="checkbox"/> Cubic Yards <input type="checkbox"/> Tons <input type="checkbox"/> Gallons		<input type="checkbox"/> Pounds <input type="checkbox"/> Cubic Yards <input type="checkbox"/> Tons <input type="checkbox"/> Gallons
Used Antifreeze (Residential Only)		<input type="checkbox"/> Pounds <input type="checkbox"/> Cubic Yards <input type="checkbox"/> Tons <input type="checkbox"/> Gallons		<input type="checkbox"/> Pounds <input type="checkbox"/> Cubic Yards <input type="checkbox"/> Tons <input type="checkbox"/> Gallons
Household Hazardous Waste (Residential Only)		<input type="checkbox"/> Pounds <input type="checkbox"/> Cubic Yards <input type="checkbox"/> Tons		<input type="checkbox"/> Pounds <input type="checkbox"/> Cubic Yards <input type="checkbox"/> Tons
Electronics (Residential: Computers, TVs, Cellphones, etc.)		<input type="checkbox"/> Pounds <input type="checkbox"/> Cubic Yards <input type="checkbox"/> Tons		<input type="checkbox"/> Pounds <input type="checkbox"/> Cubic Yards <input type="checkbox"/> Tons
Dry-cell/Household Batteries		<input type="checkbox"/> Pounds <input type="checkbox"/> Cubic Yards <input type="checkbox"/> Tons <input type="checkbox"/> Gallons		<input type="checkbox"/> Pounds <input type="checkbox"/> Cubic Yards <input type="checkbox"/> Tons <input type="checkbox"/> Gallons
Lead-acid Batteries (i.e. Automotive Batteries)		<input type="checkbox"/> Pounds <input type="checkbox"/> Cubic Yards <input type="checkbox"/> Tons <input type="checkbox"/> Number/Units		<input type="checkbox"/> Pounds <input type="checkbox"/> Cubic Yards <input type="checkbox"/> Tons <input type="checkbox"/> Number/Units
Ink/Toner Cartridges		<input type="checkbox"/> Pounds <input type="checkbox"/> Cubic Yards <input type="checkbox"/> Tons <input type="checkbox"/> Number/Units		<input type="checkbox"/> Pounds <input type="checkbox"/> Cubic Yards <input type="checkbox"/> Tons <input type="checkbox"/> Number/Units
Textiles (Clothing, Fabrics)		<input type="checkbox"/> Pounds <input type="checkbox"/> Cubic Yards <input type="checkbox"/> Tons		<input type="checkbox"/> Pounds <input type="checkbox"/> Cubic Yards <input type="checkbox"/> Tons
Non-Exempt Foundry Sand		<input type="checkbox"/> Pounds <input type="checkbox"/> Cubic Yards <input type="checkbox"/> Tons		<input type="checkbox"/> Pounds <input type="checkbox"/> Cubic Yards <input type="checkbox"/> Tons
Ash (recycled only)		<input type="checkbox"/> Pounds <input type="checkbox"/> Cubic Yards <input type="checkbox"/> Tons		<input type="checkbox"/> Pounds <input type="checkbox"/> Cubic Yards <input type="checkbox"/> Tons
Flue Gas Desulfurization Waste		<input type="checkbox"/> Pounds <input type="checkbox"/> Cubic Yards <input type="checkbox"/> Tons		<input type="checkbox"/> Pounds <input type="checkbox"/> Cubic Yards <input type="checkbox"/> Tons
Other (specify):		<input type="checkbox"/> Pounds <input type="checkbox"/> Cubic Yards <input type="checkbox"/> Tons		<input type="checkbox"/> Pounds <input type="checkbox"/> Cubic Yards <input type="checkbox"/> Tons
Other (specify):		<input type="checkbox"/> Pounds <input type="checkbox"/> Cubic Yards <input type="checkbox"/> Tons		<input type="checkbox"/> Pounds <input type="checkbox"/> Cubic Yards <input type="checkbox"/> Tons

### 3. Other Processors

If materials collected by your establishment that were reported above are sent to another company to be processed or recycled, please identify the type, quantity, and destinations of materials in the table below. This information is used to avoid double-counting material that has been recycled within Ashland County.

Facility	Type of Recyclable	Amount

**THANK YOU FOR YOUR HELP!**



# **APPENDIX S**

## **SITING STRATEGY**



## **APPENDIX S. Siting Strategy**

The District is not planning to develop or construct a District owned and or operated solid waste facility in the planning period.

The District's Siting Strategy includes the following for non-District facilities:

Submission and review of general plans and specifications and application of the Siting Strategy to proposals to modify or construct solid waste facilities within the District must demonstrate how such modifications or construction of solid waste facilities within the District maximize the feasible utilization of existing in-District solid waste facilities.

For purposes of implementing the Siting Strategy, proposals to modify or construct a solid waste facility within the District, shall include the process by which the Board of County Commissioners (Board) shall review proposals for the construction and modification of any solid waste facilities within the District, and determine whether such proposals comply with the District Plan.

### **A. Purpose and Objective**

The District Siting Strategy for solid waste facilities insures that proposals to construct a new solid waste facility within the District or modify an existing in-District solid waste facility are in compliance with the Plan. The Board may not approve the general plans and specifications for any proposed solid waste facility or modification of an existing in-District solid waste facility where the modification, construction and operation of the proposed solid waste facility, as determined by the Board, will:

- Adversely affect the Board's ability to finance and implement the Plan;
- Interfere with the Board's obligation to provide for the maximum feasible utilization of existing in-District solid waste facilities;
- Materially and adversely affect the quality of life of residents from the proposed modification or construction of a solid waste facility; or
- Materially and adversely affect the local community, including commercial businesses, from the proposed modification or construction of a solid waste facility and the adequacy of existing infrastructure to serve the proposed solid waste facility as modified or constructed.

Except as otherwise provided herein, all proposed solid waste facilities, whether to be sited by or on behalf of the District or by and on behalf of any person, municipal corporation, township or other political subdivision, shall be subject to the Siting Strategy and shall comply with the requirement to submit general plans

and specifications to the Board for its determination that the modification or construction of the solid waste facility complies with the Plan.

**B. Siting Procedure and Limited Exemptions**

Notwithstanding the foregoing requirement, existing in-District solid waste facilities specifically identified in the Plan are not subject to the Siting Strategy unless the owner/operator of any such in-District solid waste facility proposes a modification to the operation of the in-District solid waste facility that:

- Requires the approval of the Director of the Ohio Environmental Protection Agency; or
- Involves a change in the type of material, manner of operation or activities conducted at the solid waste facility (i.e., a conversion of a legitimate recycling facility to a transfer station, or acceptance of food waste at a yard waste composting facility).

**C. Requirements**

The District requires the general plans and specifications for all proposals to construct any solid waste facility within the District or modify any existing in-District solid waste facility be submitted to the Board for determination by the Board of whether such general plans and specifications demonstrate that the proposed modification or construction of a solid waste facility complies with the Plan.

The District Policy Committee and Board carefully evaluated the present and future facility needs of the District. The *Plan Update* includes all the solid waste facilities that the District needs to effectively and efficiently manage the transfer, disposal, composting and recycling of solid waste and implement the District Solid Waste Management Plan. In order to assure that the District can meet the obligations to which it is committed in the Plan, the District must determine if any new solid waste facility or modification of an existing in-District solid waste facility complies with the Plan and will not adversely affect the District's ability to finance and implement the Plan.

In order to facilitate the Board's determination of whether a proposed solid waste facility complies with the Plan, the Board must have general plans and specifications submitted to the Board that contain sufficient detail to make the determination of whether the proposal to construct or modify a solid waste facility complies with the Plan. The Board also has an interest in assuring that any solid waste facility that is constructed or modified is appropriately designed and sited to meet its intended purpose without creating excessive burdens upon county facilities and services, or properties from the solid waste facility that will be constructed or modified.

The rules clearly state that the Board will not consider any criteria that would establish design standards that are addressed by the rules of the Ohio Environmental Protection

Agency for the issuance of a permit for the construction, modification and operation of a solid waste facility.

**D. Procedure Implementing Siting Strategy Information**

Unless otherwise provided herein, or unless an exemption or waiver to this siting procedure has been granted by the Board, the following procedure and process shall be followed in the event that any person proposes to construct a solid waste facility within the District or modify an existing in-District solid waste facility:

**Step 1: Submittal of Plans and Specifications**

Any person, municipal corporation, township or other political subdivision proposing to construct a solid waste facility or modify an existing in-District solid waste facility shall:

1. Provide general plans and specifications of the proposal to construct or modify the solid waste facility to the Board. Such general plans and specifications shall include, but are not limited to, the following documents and information:
  - (a) A site plan for the proposed solid waste facility;
  - (b) Architectural drawings of the proposed solid waste facility with a view of properties within 300 feet and within 500 feet of the proposed solid waste facility;
  - (c) Availability of necessary utilities;
  - (d) Projected size and capacity of the proposed solid waste facility;
  - (e) Hours of operations;
  - (f) Anticipated source of solid waste or recyclable materials to be received at the proposed solid waste facility. If recycling activities will be conducted at the proposed solid waste facility, a detailed description of the recycling activities shall be submitted, including materials to be recycled, technology to be utilized to accomplish the separation and processing of the recyclable materials, the anticipated percentage of solid waste reduction resulting from the operation of the solid waste facility and the identification of the market or markets for the sale of the recyclable materials recovered at the solid waste facility;
  - (g) Types and anticipated number of vehicles that will deliver and/or transport solid waste to or from in the proposed solid waste facility on an hourly and daily basis;
  - (h) Routes to be used by vehicles utilizing the solid waste facility and of ingress and egress to the solid waste facility; and

- (i) Any other information necessary for the Board to evaluate whether the proposal to construct or modify a solid waste facility complies with the plan and demonstrates that the proposed solid waste facility as constructed or modified satisfies the requirements identified in the Siting Strategy.
2. Adequately demonstrate to the Board that the construction or modification and subsequent operations of the proposed solid waste facility will:
- (a) Be consistent with the goals, objectives, protections and strategies contained in the Plan;
  - (b) Not adversely affect financing or the implementation of the Plan;
  - (c) Not adversely affect the Board's obligation to provide for the maximum feasible utilization of existing in-District solid waste facilities;
  - (d) Be harmonious and appropriate in appearance and use with the existing character of the area of the proposed solid waste facility;
  - (e) Be served by essential public utilities and services;
  - (f) Not create excessive additional cost to the District to construct or improve governmentally provided facilities or services;
  - (g) Not be detrimental to the economic welfare of the community;
  - (h) Not involve excessive production of traffic, noise, smoke, fumes, or odors;
  - (i) Have vehicular approaches to the property that are designed not to create interference with traffic;
  - (j) Not result in the destruction, loss or damage of a natural, scenic, or historic feature of major importance; and
  - (k) Not adversely affect property values.

The Board may request that the person who submits general plans and specifications to the Board provide additional information to complete those general plans and specifications, and demonstrate to the Board that the construction, modification and subsequent operation of the solid waste facility will comply with the Plan.

**Step 2: Board Review**

The Board shall review the information submitted for a proposal to construct or modify a solid waste facility within the District to determine whether the general plans and specifications and additional information demonstrate that the proposed construction or

modification of the solid waste facility and its subsequent operation complies with the Plan. The Board may expend District funds to employ a consultant or consultants familiar with the solid waste facility that is proposed to be constructed or modified and its subsequent operation, land use planning and solid waste planning to assist the Board in implementing this Siting Strategy and in the Board's determination of whether a proposed solid waste facility or a modification of existing in-District solid waste facility complies with the Plan.

Within sixty (60) days of receiving the general plans and specifications from an applicant, the Board shall make a determination as to whether the general plans and specifications contain sufficient information for the Board to complete its review of the proposal. In the event the Board determines that additional information is necessary to complete the Board's review of the proposal, the Board shall notify the applicant of such request in writing.

Within ninety (90) days of determining that the applicant has submitted a complete set of general plans and specifications, the Board shall determine whether the proposal complies with the Plan and adequately address the criteria identified in this Siting Strategy. The Board shall notify the applicant of its decision in writing. While the Board has broad discretion regarding the approval of general plans and specifications for a proposed solid waste facility or modification of an existing in-District solid waste facility, it is the intention of this Siting Strategy that the Board shall not approve general plans and specifications for a proposed solid waste facility unless the Board determines that the proposed solid waste facility and modification of an existing in-District solid waste facility complies with the Plan and demonstrates to the Board that the requirements of this Siting Strategy have been adequately addressed by the applicant.

### **Step 3: Development Agreement**

In the event the Board determines that the proposed construction or modification and subsequent operation of a solid waste facility complies with the Plan, the person, municipal corporation, corporation, township or other political subdivision proposing to construct or modify the solid waste facility shall enter into a development agreement with the Board which memorializes the obligations that are the basis of the Board's conclusion that the general plans and specifications demonstrate that the proposed solid waste facility or its modification complies with the Plan. The person proposing to construct or modify a solid waste facility shall have an ongoing obligation to comply with the Plan as well as the terms and conditions contained in the development agreement.

### **Waiver**

The Board reserves the right to waive application of the requirement for the submission and Board approval of general plans and specifications or waive any portion of the Siting Strategy or otherwise grant exceptions to the rules of the District, if the Board concludes that such waiver, modification or amendment is in the best interest of the District, its



residents and businesses and will assist the Board in the successful implementation of the Plan.

A determination by the Board to construct or modify any District-owned solid waste facility or program shall be deemed to be in compliance with the Plan and District rules.



# **APPENDIX T**

## MISCELLANEOUS PLAN DOCUMENTS



**CERTIFICATION STATEMENT FOR THE DRAFT PLAN**

We as representatives of the Solid Waste Management Policy Committee (SWMPC) of the Ashland County Solid Waste District (District), do hereby certify that to the best of our knowledge and belief, the statements, demonstrations and all accompanying materials that comprise the draft District Solid Waste Management Plan Update, and the availability of and access to sufficient solid waste management facility capacity to meet the solid waste management needs of the District for the 15 year period covered by the Plan Update are accurate and are in compliance with the requirements in the *District Solid Waste Management Plan Format*, revision 4.1.

Rick Ewins motion made by.

JASON COUNTS seconded the motion.

Vote was taken and resulted as follows:

Policy Committee Members: YES: 5 NO: 0

Certified by:



Date:

8-3-23

## **PUBLIC NOTICE – ASHLAND COUNTY SOLID WASTE DISTRICT**

### **Public Comment Period and Public Hearing for Draft Solid Waste Management Plan**

The Ashland County Solid Waste District (District) is establishing a 30-day written comment period (Wednesday, May 1, 2024, until Thursday, May 30, 2024) on the draft solid waste management plan (Plan) (Ohio Revised Code Section 3734.55). The District has prepared a draft solid waste management plan as required by Section 3734.54 of the Ohio Revised Code. Once the 30-day written comment period is over, the District will hold one public hearing to obtain oral comments regarding the Plan on Thursday, June 6, 2024, at the Ashland County Administration Building, 110 Cottage Street, Second Floor, Commissioners Hearing Room, Ashland, Ohio 44805 at 9:15 am. The District Policy Committee will meet after the hearing to consider comments on the solid waste plan from both the 30-day written comment period and public hearing.

The draft plan is available for review on the District's Website at:

<https://www.ashlandcountyoh.us/county-services/solid-waste-district/solid-waste-plan-policy-committee-annual-district-report/solid-waste-plan-policy-committee-annual-district-report>

or a hard copy for review at the following location:

Ashland County Commissioners

110 Cottage Street, 2nd Floor

Ashland, OH 44805

The District will accept written comments, as required by Ohio Revised Code Section 3734.55, on the draft Plan Update from May 1, 2024 – May 30, 2024. Written comments must be submitted by May 30, 2024, via regular mail to Mr. James Skora, District Coordinator, Ashland County Solid Waste District, 110 Cottage Street, 2nd Floor, Ashland, Ohio 44805, or by email to: [jskora@ashlandcounty.org](mailto:jskora@ashlandcounty.org) Please call (419) 282-4338 with any questions about the draft Plan, public comment period or public hearing.

The draft Plan includes a budget and fees to finance the Plan, a solid waste facility inventory, projections and strategies, facilities and programs to be used, and an analysis of the progress made toward achieving state solid waste reduction goals. The draft Plan includes six chapters that are prepared specifically for the public's review. They include: Introduction, District Profile, Waste Generation, Waste Management, Waste Reduction and Recycling and Budget.

This draft Plan is an update to a previously approved solid waste plan. This draft Plan details the following: Recycling Infrastructure Inventory, Population Data, Disposal Data, Residential/Commercial/Industrial Recycling Data, Waste Generation Data, a Strategic Evaluation of Old and New Proposed District Programs, Methodology to Select Program Priorities, Achievement of State Recycling Goals, Education and Outreach Programs, Greenhouse Gas Emissions Calculations, Financial Data, Designation of Facilities, and Siting Strategy for solid waste facilities.

The draft plan includes a demonstration of access to capacity that determines there is more than fifteen years of landfill capacity available to the District. Under this plan, the Board of Commissioners are authorized to designate facilities in accordance with Section 343.013, 343.014 and 343.015 of the Ohio Revised Code.

The draft Plan complies with State Plan Goal #1: Providing infrastructure for recycling to over 80% of the population in Ashland County. The District is committed to maintaining its achievement of Goal #1. The District also meets and or exceeds State Plan Goal #2, 3, 4, 5, 6, 8 and 10 and is working to achieve State Plan Goals #7 and 9. The District funds plan programs, current operations and post closure care of the Ashland County Landfill (permanently closed) through a contract fee with designated facilities that accept solid waste from the District.

Please call (419) 282-4338 with any questions about the 30-day public comment period, public hearing or on the draft solid waste plan.

## **PUBLIC NOTICE – ASHLAND COUNTY SOLID WASTE DISTRICT**

### **Public Comment Period and Public Hearing for Draft Solid Waste Management Plan**

The Ashland County Solid Waste District (District) is establishing a 30-day written comment period (Wednesday, May 1, 2024, until Thursday, May 30, 2024) on the draft solid waste management plan (Plan) (Ohio Revised Code Section 3734.55). The District has prepared a draft solid waste management plan as required by Section 3734.54 of the Ohio Revised Code. Once the 30-day written comment period is over, the District will hold one public hearing to obtain oral comments regarding the Plan on Thursday, June 6, 2024, at the Ashland County Administration Building, 110 Cottage Street, Second Floor, Commissioners Hearing Room, Ashland, Ohio 44805 at 9:15 am. The District Policy Committee will meet after the hearing to consider comments on the solid waste plan from both the 30-day written comment period and public hearing.

The draft plan is available for review on the District's Website at:

<https://www.ashlandcountyoh.us/county-services/solid-waste-district/solid-waste-plan-policy-committee-annual-district-report/solid-waste-plan-policy-committee-annual-district-report>

or a hard copy for review at the following location:

Ashland County Commissioners  
110 Cottage Street, 2nd Floor  
Ashland, OH 44805

The District will accept written comments, as required by Ohio Revised Code Section 3734.55, on the draft Plan Update from May 1, 2024 – May 30, 2024. Written comments must be submitted by May 30, 2024, via regular mail to Mr. James Skora, District Coordinator, Ashland County Solid Waste District, 110 Cottage Street, 2nd Floor, Ashland, Ohio 44805, or by email to: [jskora@ashlandcounty.org](mailto:jskora@ashlandcounty.org) Please call (419) 282-4338 with any questions about the draft Plan, public comment period or public hearing.

The draft Plan includes a budget and fees to finance the Plan, a solid waste facility inventory, projections and strategies, facilities and programs to be used, and an analysis of the progress made toward achieving state solid waste reduction goals. The draft Plan includes six chapters that are prepared specifically for the public's review. They include: Introduction, District Profile, Waste Generation, Waste Management, Waste Reduction and Recycling and Budget.

This draft Plan is an update to a previously approved solid waste plan. This draft Plan details the following: Recycling Infrastructure Inventory, Population Data, Disposal Data, Residential/Commercial/Industrial Recycling Data, Waste Generation Data, a Strategic Evaluation of Old and New Proposed District Programs, Methodology to Select Program Priorities, Achievement of State Recycling Goals, Education and Outreach Programs, Greenhouse Gas Emissions Calculations, Financial Data, Designation of Facilities, and Siting Strategy for solid waste facilities.

The draft plan includes a demonstration of access to capacity that determines there is more than fifteen years of landfill capacity available to the District. Under this plan, the Board of Commissioners are authorized to designate facilities in accordance with Section 343.013, 343.014 and 343.015 of the Ohio Revised Code.

The draft Plan complies with State Plan Goal #1: Providing infrastructure for recycling to over 80% of the population in Ashland County. The District is committed to maintaining its achievement of Goal #1. The District also meets and or exceeds State Plan Goal #2, 3, 4, 5, 6, 8 and 10 and is working to achieve State Plan Goals #7 and 9. The District funds plan programs, current operations and post closure care of the Ashland County Landfill (permanently closed) through a contract fee with designated facilities that accept solid waste from the District.

Please call (419) 282-4338 with any questions about the 30-day public comment period, public hearing or on the draft solid waste plan.

**PUBLIC NOTICE – ASHLAND COUNTY SOLID WASTE DISTRICT**  
**Public Comment Period and Public Hearing for Draft Solid Waste Management Plan**

The Ashland County Solid Waste District (District) is establishing a 30-day written comment period (Wednesday, May 1, 2024, until Thursday, May 30, 2024) on the draft solid waste management plan (Plan) (Ohio Revised Code Section 3734.55). The District has prepared a draft solid waste management plan as required by Section 3734.54 of the Ohio Revised Code. Once the 30-day written comment period is over, the District will hold one public hearing to obtain oral comments regarding the Plan on Thursday, June 6, 2024, at the Ashland County Administration Building, 110 Cottage Street, Second Floor, Commissioners Hearing Room, Ashland, Ohio 44805 at 9:15 am. The District Policy Committee will meet after the hearing to consider comments on the solid waste plan from both the 30-day written comment period and public hearing.

The draft plan is available for review on the District's Website at:

<https://www.ashlandcountyoh.us/county-services/solid-waste-district/solid-waste-plan-policy-committee-annual-district-report/solid-waste-plan-policy-committee-annual-district-report>

or a hard copy for review at the following location:

Ashland County Commissioners  
110 Cottage Street, 2<sup>nd</sup> Floor  
Ashland, OH 44805

The District will accept written comments, as required by Ohio Revised Code Section 3734.55, on the draft Plan Update from May 1, 2024 – May 30, 2024. Written comments must be submitted by May 30, 2024, via regular mail to Mr. James Skora, District Coordinator, Ashland County Solid Waste District, 110 Cottage Street, 2<sup>nd</sup> Floor, Ashland, Ohio 44805, or by email to: [jskora@ashlandcounty.org](mailto:jskora@ashlandcounty.org) Please call (419) 282-4338 with any questions about the draft Plan, public comment period or public hearing.

The draft Plan includes a budget and fees to finance the Plan, a solid waste facility inventory, projections and strategies, facilities and programs to be used, and an analysis of the progress made toward achieving state solid waste reduction goals. The draft Plan includes six chapters that are prepared specifically for the public's review. They include: Introduction, District Profile, Waste Generation, Waste Management, Waste Reduction and Recycling and Budget.

This draft Plan is an update to a previously approved solid waste plan. This draft Plan details the following: Recycling Infrastructure Inventory, Population Data, Disposal Data, Residential/Commercial/Industrial Recycling Data, Waste Generation Data, a Strategic Evaluation of Old and New Proposed District Programs, Methodology to Select Program Priorities, Achievement of State Recycling Goals, Education and Outreach Programs, Greenhouse Gas Emissions Calculations, Financial Data, Designation of Facilities, and Siting Strategy for solid waste facilities.

The draft plan includes a demonstration of access to capacity that determines there is more than fifteen years of landfill capacity available to the District. Under this plan, the Board of Commissioners are authorized to designate facilities in accordance with Section 343.013, 343.014 and 343.015 of the Ohio Revised Code.

The draft Plan complies with State Plan Goal #1: Providing infrastructure for recycling to over 80% of the population in Ashland County. The District is committed to maintaining its achievement of Goal #1. The District also meets and or exceeds State Plan Goal #2, 3, 4, 5, 6, 8 and 10 and is working to achieve State Plan Goals #7 and 9. The District funds plan programs, current operations and post closure care of the Ashland County Landfill (permanently closed) through a contract fee with designated facilities that accept solid waste from the District.

Please call (419) 282-4338 with any questions about the 30-day public comment period, public hearing or on the draft solid waste plan.

## Resolution Adopting the Solid Waste Management Plan

### Resolution # 2024-01

A RESOLUTION DECLARING THAT THE AMENDED SOLID WASTE MANAGEMENT PLAN FOR THE ASHLAND COUNTY SOLID WASTE MANAGEMENT DISTRICT HAS BEEN ADOPTED.

Whereas, the Ashland County Solid Waste Management District ("District") completed the draft amended Solid Waste Management Plan ("Plan") and submitted it to the Ohio Environmental Protection Agency for review and comment on August 17, 2023 and the Ohio Environmental Protection Agency provided comments in a non-binding advisory opinion on October 2, 2023.

Whereas, the District's Policy Committee has reviewed the non-binding advisory opinion received from the Ohio Environmental Protection Agency and taken these comments into consideration and incorporated changes into the amended Plan as appropriate.


Whereas the District has conducted a 30-day comment period from May 1, 2024 to May 30, 2024 and a public hearing was held on June 6, 2024 to provide the public an opportunity to have comment on the Plan.

**NOW, THEREFORE, BE IT RESOLVED** that the District Policy Committee:

1. Adopts the amended Plan as the District Plan in the form submitted for public comment and the public hearing plus any final clerical non-substantive changes.
2. Certifies that, to the best of its knowledge and belief, the statements, demonstrations and all accompanying materials that comprise the District's Plan, and the availability of and access to sufficient solid waste management facility capacity to meet the solid waste management needs of the District for the fifteen-year period covered by the Plan, are accurate and are in compliance with the requirements of the District Solid Waste Management Plan Format Revision 4.1.
3. Directs that copies of the adopted Plan be delivered to the Board of County Commissioners and to the legislative authority of each municipal corporation and township under the jurisdiction of the District for ratification.

Motion made by Rosie Moffet seconded by PAT DONALDSON

Results of Vote: Policy Committee Members: YES: 6 NO: 0

Certified by: 

Date: 6-6-24

# Resolution Certifying Ratification of the Solid Waste Management Plan

## Resolution No. 2024-02

A resolution declaring that the amended solid waste management plan for the Ashland County Solid Waste District has been ratified in accordance with Section 3734.55 of the Ohio Revised Code.

Whereas, the Ashland County Solid Waste District held a 30-day comment period from May 1, 2024 – May 30, 2024 and a public hearing on June 6, 2024, and the Solid Waste Management District Policy Committee adopted the amended solid waste management plan on June 6, 2024.

Whereas, this Solid Waste Management District Policy Committee has received copies of resolutions and ordinances approving the amended solid waste management plan from the Ashland County Board of County Commissioners, the legislative body of the largest municipality (City of Ashland) and from legislative jurisdictions representing at least 60 percent of the population of the Ashland County Solid Waste District.

NOW THEREFORE BE IT RESOLVED that the Solid Waste Management Policy Committee of the Ashland County Solid Waste District declares the amended Plan for the Ashland County Solid Waste District to be ratified in accordance with Section 3734.55 of the Ohio Revised Code, and shall cause the amended solid waste management plan to be submitted to the Director of the Ohio Environmental Protection Agency for review.

This resolution shall be in effect immediately upon its adoption.

This is to certify that the foregoing is a true and correct copy of the resolution passed by the Solid Waste Management District Policy Committee on October 3, 2024 and recorded in the Journal of said Policy Committee.

Date: 10/3/24

  
\_\_\_\_\_  
Policy Committee Chairperson

Motion Made by: Erwin Yoder

Seconded by: Pat Donaldson

Total Yes Votes: 7

Total No Votes: 0





# **APPENDIX U**

## **RATIFICATION RESULTS**



**Table U-1  
Ratification Results**

<b>Ashland County Ratification Tracking Sheet</b>				
<b>Community</b>	<b>Population</b>	<b>Percent of Total Population</b>	<b>Approve</b>	<b>Disapprove</b>
Ashland city*	19,015	36.4%	19,015	
Bailey Lakes village	344	0.7%	344	
Clear Creek township	1,567	3.0%	1,567	
Green township	1,833	3.5%	1,833	
Hanover township	880	1.7%	880	
Hayesville village	440	0.8%	440	
Jackson township	3,606	6.9%	3,606	
Jeromesville village	526	1.0%	526	
Lake township	713	1.4%	713	
Loudonville village	2,693	5.2%	2,693	
Mifflin township	1,063	2.0%	1,063	
Mifflin village	151	0.3%	151	
Milton township	2,358	4.5%	2,358	
Mohican township	1,541	3.0%	1,541	
Montgomery township	2,726	5.2%	2,726	
Orange township	2,528	4.8%	2,528	
Perry township	1,979	3.8%	1,979	
Perrysville village	726	1.4%	726	
Polk village	306	0.6%	306	
Ruggles township	960	1.8%	960	
Savannah village	322	0.6%	322	
Sullivan township	2,656	5.1%	2,656	
Troy township	1,091	2.1%	1,091	
Vermillion township	2,157	4.1%	2,157	
Ashland County Commissioners - Approved 7/9/2024		100%	<b>52,181</b>	<b>0</b>
Total District Population Estimate			52,181	
60% Approval Needed			31,309	
Total Population Approved			52,181	
<b>Percent Approved</b>			<b>100.00%</b>	



## **APPENDIX V**

# MISCELLANEOUS DOCUMENTS REQUIRED BY OHIO REVISED CODE



**APPENDIX V. Inventory of Open Dumps and Other Disposal Facilities**

**A. Open Dumping Sites Inventory Requirement**

Ohio Revised Code Section 3734.53 (A)(4) requires “...an inventory of open dumping sites for solid wastes, including solid wastes consisting of scrap tires and facilities for the disposal of fly ash and bottom ash, foundry sand, and slag within the district. The inventory shall identify each such site or facility and shall be accompanied by a map that shows the location of each of them.”

**1. Existing Open Dumps and Waste Tire Dumps**

The District conducted an inquiry with its own data base and the Ashland County Health Department to ascertain if any known open dump or scrap tire sites are in existence with the District boundaries. The following table is an update from the previous Plan Update:

- In the previous Plan Update, no open dump sites or scrap tire sites were identified.
- For this Plan Update, there were no open dump site or scrap tire site updates from the Ashland County Health Department.

Site Location	Land Owner Contact Information	Site Description	Approximate Size of Site (acres)	Time Period Site has Existed
None	n/a	n/a	n/a	n/a

**2. Ash, Foundry Sand, and Slag Disposal Sites**

**Existing Ash, Foundry Sand, and Slag Disposal Sites**

Site Location (either address or description of site location)	Materials at Site (fly ash, bottom ash, foundry sand, and/or slag)
None	None

**B. Out-of-District Waste to be Disposed in District and Effect of Newly Regulated Waste Streams Requirement**

Ohio Revised Code Section 3734.53 (A)(6) requires “...for each year of the forecast period, projections of the amounts and composition of solid wastes that will be generated within the district, the amounts of solid wastes originating outside the district that will be brought into the district for disposal or resource recovery, the nature of industrial activities within the district, and the effect of newly regulated

waste streams, solid waste minimization activities and solid waste recycling and reuse activities on solid waste generation rates. For each year of the forecast period, projections of waste quantities shall be compiled as an aggregate quantity of wastes.”

1. **Out-of-District Waste to be Disposed in District and Effect of Newly Regulated Waste Streams Response**

Appendix M evaluates landfill capacity and has determined that the District has ample capacity for landfilling based on current conditions throughout the planning period. Table K-1 includes the amount of solid waste generated, recycled and the amount of solid waste disposed.

During the reference year, 0 tons of solid waste and excluded waste was direct landfilled at in-District landfills (none exist). No out-of-district waste was disposed of in-district as the District does not have any active landfills. During this same year, 43,610 tons of solid waste and excluded waste was direct landfilled in facilities outside of the District and 0 tons were disposed directly at out of state facilities.

2. **Newly Regulated Waste Streams**

The District is not aware of any newly regulated waste streams that are generated or disposed in the District.

**C. Expense Analysis Requirement**

---

Ohio Revised Code Section 3734.53 (A)(10) requires “...an analysis of expenses for which the district is liable under section 3734.35 of the Revised Code.”

1. **Expense Analysis Response**

The District does not provide funding under 3734.35 to any political subdivision.

**D. Facility Identification Requirement and Facility Closure, Expansion, Establishment Schedule Requirement**

---

Ohio Revised Code Section 3734.53 (A)(13) requires “...a schedule for implementation of the plan that, when applicable contains all of the following:

- (a) An identification of the solid waste disposal, transfer, and resource recovery facilities and recycling activities contained in the plan where solid wastes generated within or transported into the district will be taken for disposal, transfer, resource recovery or recycling.

- (b) A schedule for closure of existing solid waste facilities, expansion of existing facilities and establishment of new facilities. The schedule for expansion of existing facilities or establishment of new facilities shall include, without limitation, the approximate dates for filing applications for appropriate permits to install or modify those facilities under section 3734.05 of the Revised Code....”

## 1. Facility Identification Response

The District is identifying all Ohio licensed and permitted solid waste landfill, transfer and resource recovery facilities and all licensed and permitted out-of-state landfill, transfer and resource recovery facilities. The District is also identifying recycling and composting programs and facilities that are identified in Appendix B Inventories.

Appendix P includes a statement on designation of facilities: The Board of Directors of the District is hereby authorized to establish facility designations in accordance with Sections 343.013, 343.014, and 343.015 of the Ohio Revised Code. The facilities listed presented in Appendix P are the only facilities designated for the disposal or transfer of municipal solid waste generated in this District. Any solid waste transfer and disposal facilities that are not designated will require designation or a waiver to accept solid waste generated within the District.

## 2. Facility Closure, Expansion, Establishment Schedule Response

Appendix M shows all out-of-District landfills and their remaining capacity, all of which far exceed the planning period needed capacity for this *Plan Update*. Therefore, the District is not aware of any closure activities for any licensed solid waste facilities during the planning period. There are no active in-district landfills.

The District's closed landfill is in post closure care until 2030.

## E. Source Reduction Program Requirement

Ohio Revised Code Section 3734.53 (A)(14) requires "...a program for providing informational or technical assistance regarding source reduction to solid waste generators or particular categories of solid waste generators, within the District. The plan shall set forth the types of assistance to be provided by the district and the specific categories of generators that are to be served. The district has the sole discretion to determine the types of assistance that are to be provided under the program and the categories of generators to be serviced by it.”

**1. Source Reduction Program Response**

Appendix L includes plans for outreach and marketing and covering the topic of source reduction for solid waste generators for different categories of generators. Plans for the industrial sector also include technical assistance for source and waste reduction.



# **APPENDIX W**

## **DISTRICT MAPS**





## APPENDIX W. District Map

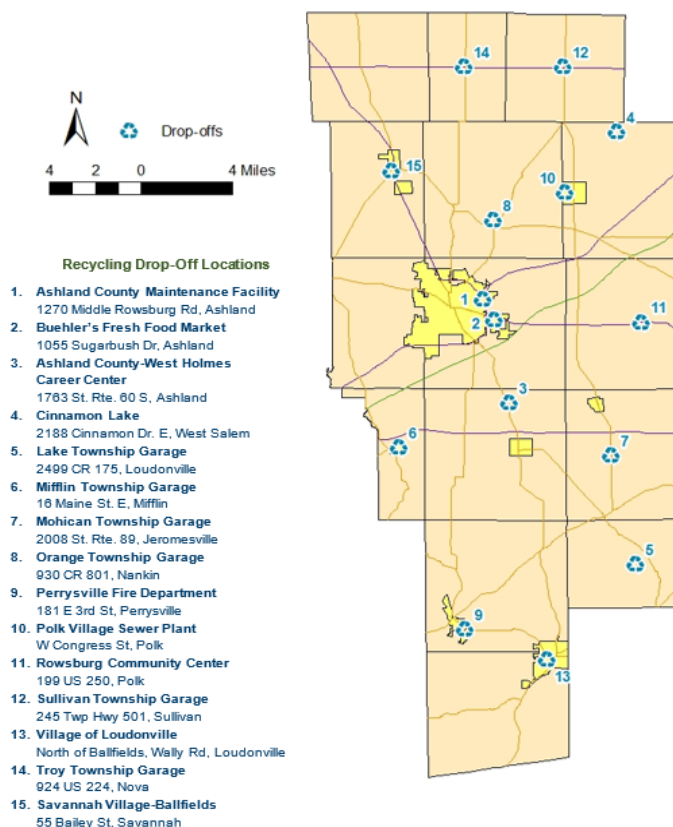
Ohio Revised Code Section 3734.53 (A)(2) requires “...an inventory of all existing facilities where solid wastes are being disposed of, all resource recovery facilities, and all recycling activities within the district. The inventory shall identify each such facility or activity and, for each disposal facility, shall estimate the remaining disposal capacity available at the facility. The inventory shall be accompanied by a map that shows the location of each such existing facility or activity.”

### A. Solid Waste Management and Recycling Inventories Response

Appendix B of the Plan Update includes a recycling infrastructure inventory providing data and information on curbside recycling, drop-offs, and composting facilities/activities operating in the District. Appendix D includes an inventory of landfills and transfer facilities managing waste generated in the district. Appendix M, “Waste Management Capacity Analysis,” provides remaining disposal capacity for landfills.

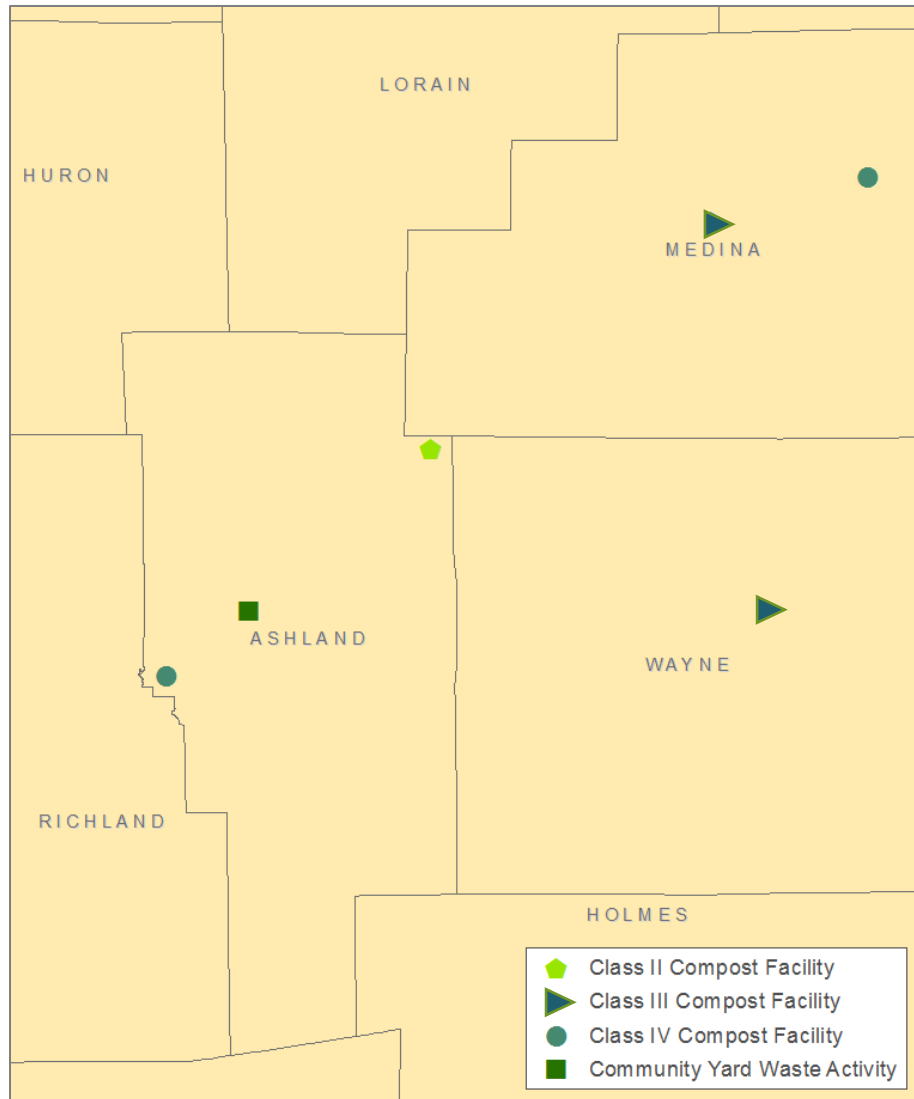
The following series of maps shows the location of each existing facility or activity in the District during the 2021 reference year.

#### 2021 District Access to Drop-Off and Curbside Recycling

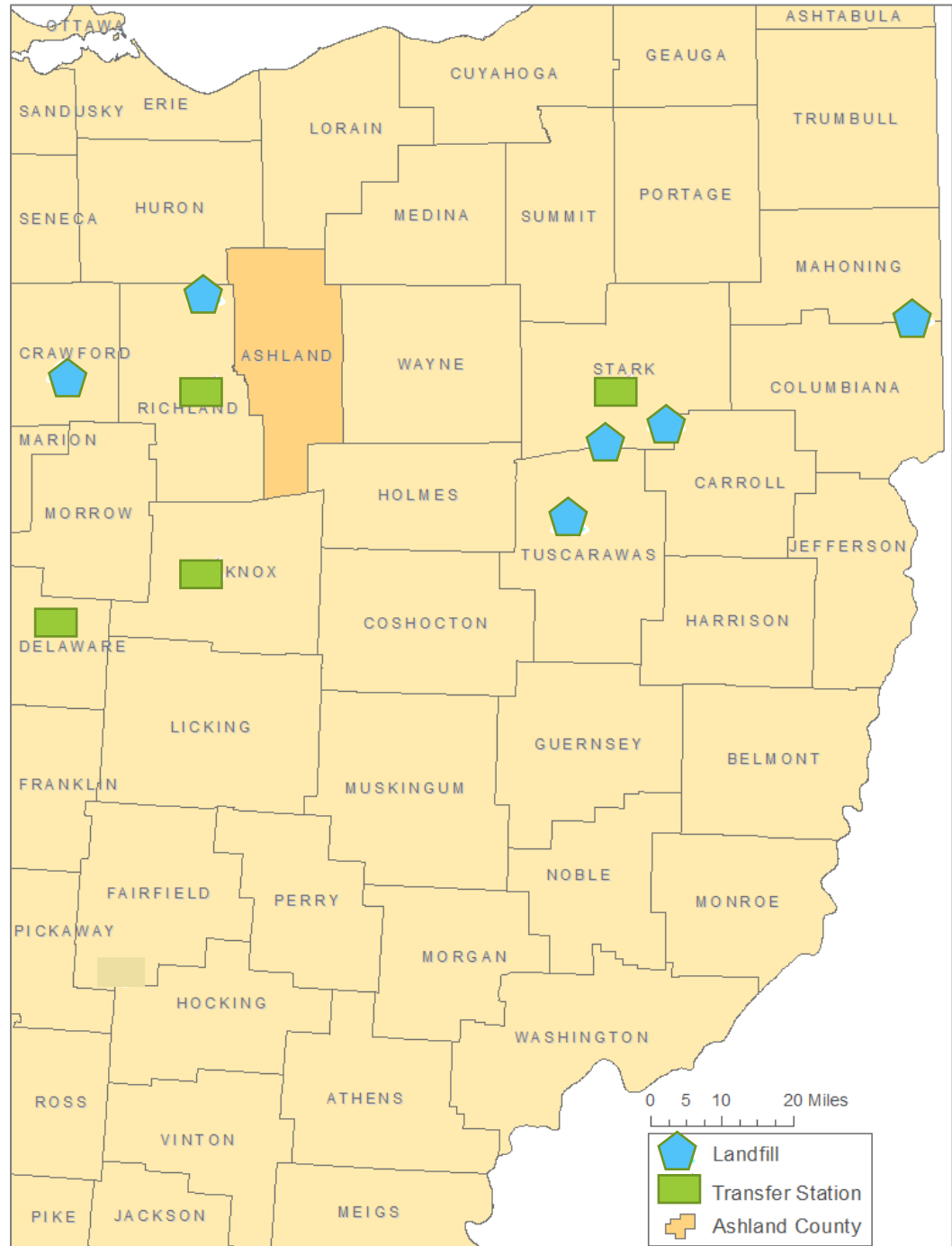


The City of Ashland and the Village of Loudonville on the map above provide non-subscription curbside recycling respectively.

### 2021 District Yard Waste Composting Facilities and Activities



### 2021 Landfills and Transfer Stations Used to Manage District Waste





# **APPENDIX X**

## **OHIO EPA APPROVAL DOCUMENTS**





January 6, 2025

Jason Counts  
Policy Committee Chairperson  
Ashland County Solid Waste  
Management District  
206 Claremont Avenue  
Ashland, Ohio 44805

**Re: Ashland County SWMD  
Long Term Planning for Reg Entity  
Approval  
Solid Waste Management Planning  
Ashland County  
SWMD103**

**Subject: Approval of the Ashland County Solid Waste Management District's Solid Waste Management Plan Update**

Dear Mr. Counts:

The director of the Ohio Environmental Protection Agency (director) reviewed and approved the Ashland County Solid Waste Management District's (District) ratified draft solid waste management plan update (Plan). Director's Final Findings and Orders approving the Plan, are enclosed with this letter. The District should proceed to implement its approved Plan, in accordance with the implementation schedule, timeline, and programs contained in the approved Plan.

Please be advised that Ohio Revised Code (ORC) Section 3734.55(C)(4) requires the policy committee to "...annually review implementation of the approved plan... and report its findings and recommendations regarding implementation to the board of county commissioners or board of directors of the district."

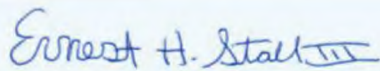
Additionally, you are hereby notified that this action of the director is final and may be appealed to the Environmental Review Appeals Commission pursuant to ORC Section 3745.04. The appeal must be in writing and set forth the action complained of and the grounds upon which the appeal is based. The appeal must be filed with the Commission within thirty (30) days after notice of the director's action. The appeal must be accompanied by a filing fee of \$70.00 made payable to "Treasurer, State of Ohio." The Commission, in its discretion, may reduce the fee if by affidavit it is demonstrated that payment of the full

amount of the fee would cause extreme hardship. Notice of the filing of the appeal shall be filed with the Director within three (3) days of filing with the Commission. Ohio EPA requests that a copy of the appeal be served upon the Ohio Attorney General's Office, Environmental Enforcement Section. An appeal may be filed with the Environmental Review Appeals Commission at the following address:

Environmental Review Appeals Commission  
30 East Broad Street, 4th floor  
Columbus, Ohio 43215

If you have any questions as the District implements the approved Plan, then please contact me at (614) 728-5356 or [ernest.stall@epa.ohio.gov](mailto:ernest.stall@epa.ohio.gov).

Sincerely,



Ernie Stall  
Environmental Specialist 3  
Office of Environmental Innovation

Enclosure: Director's Final Findings and Orders

(ec)

Denny Bittle, President, Ashland County Board of County Commissioners  
Aaron Shear, Environmental Manager, Division of Materials and Waste Management  
Jim Skora, District Coordinator, Ashland County Solid Waste Management District

**BEFORE THE  
OHIO ENVIRONMENTAL PROTECTION AGENCY**

In the matter of:

Ashland County Solid Waste  
Management District  
110 Cottage Street  
Ashland, Ohio 44805

:

Director's Final  
Findings and Orders

**I. JURISDICTION**

These Director's Final Findings and Orders (Orders) are issued to the Ashland County Solid Waste Management District (District), pursuant to the district vested in the director of the Ohio Environmental Protection Agency (Ohio EPA) under Ohio Revised Code (ORC) Section 3734.55(C).

**II. PARTIES**

These Orders shall be binding upon the District.

**III. DEFINITIONS**

Unless otherwise stated, all terms used in these Orders shall have the same meanings as defined in ORC Chapter 3734 and the rules promulgated thereunder.

**IV. FINDINGS**

The director of Ohio EPA has determined the following findings:

1. Pursuant to Division (A) of ORC Section 3734.56, the policy committee of a solid waste management district (SWMD) with an approved solid waste management plan that contains a planning period of at least fifteen years is required to submit an amended solid waste management plan that complies with the requirements in Divisions (A), (B), (D), and (E)(1) of ORC Section 3734.53 to the director of Ohio EPA on or before the fifth year anniversary of the date the existing solid waste management plan was approved.

2. The District's existing solid waste management plan was approved on August 20, 2018, and covers a planning period of fifteen years. The District's draft amended solid waste management plan was due to Ohio EPA on August 20, 2023.
3. On August 17, 2023, Ohio EPA received a draft amended solid waste management plan from the District's Policy Committee.
4. Pursuant to ORC Section 3734.55, the director of Ohio EPA is required to provide the policy committee of a SWMD with a written, nonbinding advisory opinion regarding a draft solid waste management plan and any recommended changes to it that the director considers necessary to affect its approval.
5. On October 2, 2023, Ohio EPA mailed a written, nonbinding advisory opinion concerning the draft amended solid waste management plan received on August 17, 2023, to the District's Policy Committee.
6. Pursuant to ORC Section 3734.55, the policy committee of a SWMD is required to submit a draft solid waste management plan that was ratified in accordance with the criteria established in Division (B) of ORC Section 3734.55 to the director of Ohio EPA to be reviewed for compliance with Divisions (A), (B), (D), and (E)(1) of ORC Section 3734.53
7. On October 17, 2024, Ohio EPA received a ratified, draft, amended solid waste management plan from the District's Policy Committee.
8. The director has determined that the District's ratified, draft, amended solid waste management plan complies with Division (A), (B), (D), and (E)(1) of Section 3734.53 of the ORC. The Director's review did not include any rules adopted by the District pursuant to Ohio Revised Code Section 3734.53(C).

#### **IV. ORDERS**

1. The District's ratified, draft, amended plan that Ohio EPA received on October 17, 2024, is hereby approved.
2. The District shall proceed to implement its approved solid waste management plan in accordance with the strategies, programs, and activities described in the ratified, draft, amended solid waste management plan.

#### **V. OTHER APPLICABLE LAWS**

All actions required to be taken pursuant to these Orders shall be undertaken in accordance with the requirements of all applicable local, state, and federal laws and regulations.



## VI. RESERVATION OF RIGHTS

Nothing contained herein shall be construed to prevent Ohio EPA from seeking legal or equitable relief to enforce the terms of these Orders or from taking other administrative, legal, or equitable action as deemed appropriate and necessary, including seeking penalties against Fayette Highland Pickaway Ross Solid Waste Management District for noncompliance with these Orders.

Nothing contained herein shall be construed to prevent Ohio EPA from exercising its lawful district to require Fayette Highland Pickaway Ross Solid Waste Management District to perform additional activities pursuant to ORC Chapter 3734 or any other applicable laws in the future. Nothing herein shall restrict the right of Fayette Highland Pickaway Ross Solid Waste Management District to raise any administrative, legal, or equitable claim or defense with respect to such further actions which Ohio EPA may seek to require of Fayette Highland Pickaway Ross Solid Waste Management District. Nothing in these Orders shall be construed to limit the district of Ohio EPA to seek relief for violations which may occur.

## VII. EFFECTIVE DATE

The effective date of these Orders is the date these Orders were entered into the Ohio EPA Director's Journal.

**IT IS SO ORDERED:**



---

Anne M. Vogel, Director  
Ohio Environmental Protection Agency



Ashland County  
Solid Waste District

**SOLID WASTE  
APPROVED**  
OHIO ENVIRONMENTAL PROTECTION AGENCY  
January 06, 2025  
AS EVIDENCED BY COPY OF  
LETTER OF APPROVAL  
ATTACHED HERETO

**2025-2039**

***Ratified Solid Waste  
Management  
Plan Update***

**October 3, 2024**

# Table of Contents

## SECTIONS

Section i – Solid Waste Management District Information ..... i-1

## CHAPTERS

Chapter 1 – Introduction ..... 1-1

Chapter 2 – District Profile ..... 2-1

Chapter 3 – Waste Generation ..... 3-1

Chapter 4 – Waste Management ..... 4-1

Chapter 5 – Waste Reduction and Recycling ..... 5-1

Chapter 6 – Budget ..... 6-1

## APPENDICES

Appendix A – Reference Year, Planning Period, Goal Statement, Material Change in Circumstances, Explanations of Differences in Data ..... A-1

Appendix B – Recycling Infrastructure Inventory ..... B-1

Appendix C – Population Data ..... C-1

Appendix D – Disposal Data ..... D-1

Appendix E – Residential/Commercial Reduction and Recycling Data ..... E-1

Appendix F – Industrial Sector Reference Year Recycling ..... F-1

Appendix G – Waste Generation ..... G-1

Appendix H – Strategic Evaluation ..... H-1

Appendix I – Conclusions, Priorities, and Program Descriptions ..... I-1

Appendix J – Reference Year Opportunity to Recycle and Demonstration of Achieving Goal 1 ..... J-1

Appendix K – Waste Reduction and Recycling Rates and Demonstration of Achieving Goal 2.....K-1

Appendix L – Minimum Required Education Programs: Outreach and Marketing Plan and General Education Requirements ..... L-1

Appendix M – Waste Management Capacity Analysis..... M-1

Appendix N – Evaluating Greenhouse Gas Emissions ..... N-1

Appendix O – Financial Data ..... O-1

Appendix P – Designation.....P-1

Appendix Q – District Rules ..... Q-1

Appendix R – Blank Survey Forms and Related Information ..... R-1

Appendix S – Siting Strategy .....S-1

Appendix T – Resolutions ..... T-1

Appendix U – Ratification Results..... U-1

Appendix V – Miscellaneous Documents Required by Ohio Revised Code..... V-1

Appendix W – District Maps .....W-1

**Section i. Solid Waste Management District Information**

**Table i-1. Solid Waste Management District Information**

<b>SWMD Name</b>	<b>Ashland County Solid Waste Management District</b>
Member Counties	Ashland
Coordinator’s Name (main contact)	James A. Skora
Job Title	District Coordinator
Street Address	110 Cottage Street, 2 <sup>nd</sup> Floor
City, State, Zip Code	Ashland, Ohio 44805
Phone	419-282-4338
Fax	419-281-6939
E-mail address	jskora@ashlandcounty.org
Webpage	www.ashlandcountyoh.us

**Table i-2. Members of the Policy Committee/Board of Trustees**

<b>Member Name</b>	<b>Representing</b>
Denny Bittle	County Commissioners
Jason Counts Alternate: Mayor Matt Miller	Largest City (City of Ashland)
Ervin Yoder	Townships (Clear Creek Township)
Pat Donaldson	Health Department
Patrick Ewing	Industrial/Institutional Generators (Ashland University)
Rosie Moffet	Citizens
Sue Quinn	Public

**Table i-3. Chairperson of the Policy Committee**

Name	Jason Counts
Street Address	206 Claremont Avenue
City, State, Zip Code	Ashland, OH 44805
Phone	419-289-4180
Fax	n/a
E-mail address	Counts.jason@ashland-ohio.com

**Table i-4. Board of County Commissioners/Board of Directors**

Commissioner Name	County	President
Denny Bittle	Ashland	✓
Mike Welch		
Jim Justice		

**Technical Advisory Committee**

The District did not establish a technical advisory committee (TAC) for the preparation of this *Plan Update*.

**Plan Prepared by:**

James A. Skora, CHMM, SC  
District Coordinator

and

The Ashland County Solid Waste Management District Policy Committee

## CHAPTER 1. Introduction

### A. Brief Introduction to Solid Waste Planning in Ohio

---

In 1988, Ohio faced a combination of solid waste management problems, including rapidly declining disposal capacity at existing landfills, increasing quantities of waste being generated and disposed, environmental problems at many existing solid waste disposal facilities, and increasing quantities of waste being imported into Ohio from other states. These issues combined with Ohio's outdated and incomplete solid waste regulations caused Ohio's General Assembly to pass House Bill (H.B.) 592. H.B. 592 dramatically revised Ohio's outdated solid waste regulatory program and established a comprehensive solid waste planning process.

There are three overriding purposes of this planning process: to reduce the amount of waste Ohioans generate and dispose of; to ensure that Ohio has adequate capacity at landfills to dispose of its waste; and to reduce Ohio's reliance on landfills.

### B. Requirements of County and Joint Solid Waste Management Districts

---

#### 1. Structure

Because of H.B. 592, each of the 88 counties in Ohio must be a member of a solid waste management district (SWMD). A SWMD is formed by county commissioners. A board of county commissioners has the option of forming a single-county SWMD or joining with the board(s) of county commissioners from one or more other counties to form a multi-county SWMD. Ohio currently has 52 SWMDs. Of these, 37 are single-county SWMDs and 15 are multi-county SWMDs.<sup>1</sup>

A SWMD is governed by two bodies. The first is the board of directors which consists of the county commissioners from all counties in the SWMD. The second is a policy committee. The policy committee is responsible for developing a solid waste management plan for the SWMD. The board of directors is responsible for implementing the policy committee's solid waste management plan.<sup>2</sup>

---

<sup>1</sup> Counties have the option of forming either a SWMD or a regional solid waste management authority (Authority). The majority of planning districts in Ohio are SWMDs, and Ohio EPA generally uses "solid waste management district", or "SWMD", to refer to both SWMDs and Authorities.

<sup>2</sup> In the case of an Authority, it is a board of trustees that prepares, adopts, and submits the solid waste management plan. Whereas a SWMD has two governing bodies, a policy committee and board of directors, an Authority has one governing body, the board of trustees. The board of trustees performs all of the duties of a SWMD's board of directors and policy committee.

## **2. Solid Waste Management Plan**

In its solid waste management plan, the policy committee must, among other things, demonstrate that the SWMD will have access to at least 10 years of landfill capacity to manage all of the SWMD's solid wastes that will be disposed. The solid waste management plan must also show how the SWMD will meet the waste reduction and recycling goals established in Ohio's state solid waste management plan and present a budget for implementing the solid waste management plan.

Solid waste management plans must contain the information and data prescribed in Ohio Revised Code (ORC) 3734.53, Ohio Administrative Code (OAC) Rule 3745-27-90. Ohio EPA prescribes the format that details the information that is provided and the manner in which that information is presented. This format is very similar in concept to a permit application for a solid waste landfill.

The policy committee begins by preparing a draft of the solid waste management plan. After completing the draft version, the policy committee submits the draft to Ohio EPA. Ohio EPA reviews the draft and provides the policy committee with comments. After revising the draft to address Ohio EPA's comments, the policy committee makes the plan available to the public for comment, holds a public hearing, and revises the plan as necessary to address the public's comments.

Next, the policy committee ratifies the plan. Ratification is the process that the policy committee must follow to give the SWMD's communities the opportunity to approve or reject the draft plan. Once the plan is ratified, the policy committee submits the ratified plan to Ohio EPA for review and approval or disapproval. From start to finish, preparing a solid waste management plan can take up to 33 months.

The policy committee is required to submit periodic updates to its solid waste management plan to Ohio EPA. How often the policy committee must update its plan depends upon the number of years in the planning period. For an approved plan that covers a planning period of between 10 and 14 years, the policy committee must submit a revised plan to Ohio EPA within three years of the date the plan was approved. For an approved plan that covers a planning period of 15 or more years, the policy committee must submit a revised plan to Ohio EPA within five years of the date the plan was approved.



**C. District Overview**

---

On April 17, 1989, the Ashland County Board of Commissioners created the Ashland County Solid Waste Management District. The District was created to provide for or assist with the management of solid waste in a safe, environmentally-sound, and effective manner.

The District's offices are located at 110 Cottage Street, Second Floor, Ashland, Ohio 44805. The phone number for the District is (419) 282-4338.

**D. Waste Reduction and Recycling Goals**

---

As explained earlier, a SWMD must achieve goals established in the state solid waste management plan. The current state solid waste management plan is the *2020 Solid Waste Management Plan (2020 State Plan)*. The 2020 State Plan established ten goals as follows:

**Goal #1**

- The SWMD shall ensure that there is adequate infrastructure to give residents and commercial businesses opportunities to recycle solid waste.

**Goal #2**

- The SWMD shall reduce and recycle at least 25 percent of the solid waste generated by the residential/commercial sector. The industrial sector goal has been eliminated.

**Goal #3**

- The SWMD shall provide the following required programs: a Web site; a comprehensive resource guide; an inventory of available infrastructure; and a speaker or presenter.

**Goal #4**

- The SWMD shall provide education, outreach, marketing and technical assistance regarding reduction, recycling, composting, reuse and other alternative waste management methods to identified target audiences using best practices.

**Goal #5**

- The SWMD shall incorporate a strategic initiative for the industrial sector into its solid waste management plan.

**Goal #6**

- The SWMD shall provide strategies for managing scrap tires, yard waste, lead-acid batteries, HHW, and obsolete/end-of-life electronic devices.

**Goal #7**

- The SWMD shall explore how to incorporate economic incentives into source reduction and recycling programs.

**Goal #8**

- The SWMD will use U.S. EPA's Waste Reduction Model (WARM) (or an equivalent model) to evaluate the impact of recycling programs on reducing greenhouse gas emissions.

**Goal #9**

- The SWMD has the option of providing programs to develop markets for recyclable materials and the use of recycled-content materials.

**Goal #10**

- The SWMD shall report annually to Ohio EPA regarding implementation of the SWMD's solid waste management plan.

All ten SWMD goals in this state plan are crucial to furthering solid waste reduction and recycling in Ohio. However, by virtue of the challenges posed by Goals 1 and 2, SWMDs typically have to devote more resources to achieving those two goals than to the remaining goals. Thus, Goals 1 and 2 are the primary goals of the state plan.

Each SWMD is encouraged to devote resources to achieving both goals. However, each of the 52 SWMDs varies in its ability to achieve both goals. Thus, a SWMD is not required to demonstrate that it will achieve both goals. Instead, SWMDs have the option of choosing either Goal 1 or Goal 2 for their solid waste management plans. This affords SWMDs with two methods of demonstrating compliance with the State's solid waste reduction and recycling goals. Many of the programs and services that a SWMD uses to achieve Goal 1 help the SWMD make progress toward achieving Goal 2 and vice versa.

A SWMD's solid waste management plan will provide programs to meet up to eight of the goals. Goal 9 (market development) is an optional goal. Goal 10 requires submitting annual reports to Ohio EPA, and no demonstration of achieving that goal is needed for the solid waste management plan.

The District achieves or is working to achieve all goals of the State Plan. See Chapter 5 Section B and Appendix I for descriptions of the programs the SWMD will use to achieve or work towards achieving the ten goals, specifically:

**Goal #1 - Achieved**

**Goal #2 - Achieved**

**Goal #3 - Achieved**

**Goal #4 - Achieved**

**Goal #5 - Achieved**

**Goal #6 - Achieved**

**Goal #7 - Working to Achieve**

**Goal #8 - Achieved**

**Goal #9 - Working to Achieve**

**Goal #10 - Achieved**

## CHAPTER 2. District Profile

### A. Profile of Political Jurisdictions

#### 1. Counties in the Solid Waste Management District

As its name suggests, the Ashland County Solid Waste Management District is a single-county district comprised of Ashland County, plus the portion of the Village of Loudonville which is located in neighboring Holmes County. The population of Loudonville that resides in Holmes County has been included in the Ashland County Solid Waste Management District (SWMD) because the majority of the Village's population resides in Ashland County.<sup>1</sup>

#### 2. County Overview

In comparison to other counties in Ohio, Ashland County is the 48<sup>th</sup> most populous county in Ohio, out of 88 counties, based on 2020 population estimates. Ashland County ranks 50<sup>th</sup> for total housing units and 68<sup>th</sup> for personal income and per capita income. The District averaged 6.5% unemployment in 2020 as compared to the statewide unemployment rate of 8.1%. The District has 424.4 square miles of land area with over 1,100 farms.

Ashland County consists of the following communities:

- The City Ashland is the only city in the District. In 2021, it had a population of 19,282 people which comprised approximately 37% of the county's population.
- Loudonville is the next largest community and had a population of 2,782 in 2021 which is 5% of the county's population.
- Perrysville is the third largest community with a population of 726 in 2021.
- There are a total of 8 villages ranging in population from 154 people to 2,782 people.
- There are 15 townships ranging in population from 726 people to 3,584 people.

---

<sup>1</sup> When a community's population resides in more than one SWMD, the entire community's population is added to the SWMD where the majority of the community's population is located. The SWMD where the minority of the population lives subtracts the community's population when calculating the total SWMD's population.

**B. Population**

**1. Reference Year Population**

After adding the population of Loudonville that was partially located in another SWMD (Holmes County SWMD), the District had a total of adjusted population of 52,388 people in 2021.

Table 2-1 presents the adjusted population, the largest city, and the population of the largest city in the SWMD during the 2021 reference year:

**Table 2-1. Population of Ashland County SWMD in 2021**

County		Largest Political Jurisdiction		
Name	Population	Community Name	Population	Percent of Total County Population
Ashland	52,388	City of Ashland	19,282	37%
<b>Total</b>	<b>52,388</b>			

**Source(s) of information:** Ohio Research Office, “2021 Population Estimates by County, City, Village, and Township.” June 2022.

**2. Population Distribution**

Table 2-2 below presents the distribution of Ashland County’s population in cities, villages, and unincorporated areas.

**Table 2-2. Population Distribution**

County	Percent of Population in Cities	Percent of Population in Villages	Percent of Population in Unincorporated Townships
Ashland	37%	11%	53%

**Source(s) of information:** Ohio Research Office, “2021 Population Estimates by County, City, Village, and Township.” June 2022.

According to the Ohio Research Office’s profile for Ashland County, it is comprised of mostly cultivated acreage for agriculture and forests. The bullet points below show the largest uses of land in the county:

- 56.51% of land use is agricultural
- 32.89% of land use is forest
- 7.85% of land is classified as developed

**3. Population Change**

Table 2-3 presents the data regarding the District’s population change.

**Table 2-3. District Population Change**

Time Period	Area	Ashland
2010 to 2020	County	-1.30%
	Largest City	0.76%
	Unincorporated areas	-1.26%
Planning Period	County	-7.22%
	Largest City	-7.22%
	Unincorporated areas	-7.22%

**Sources of information:** Office of Research, “Ohio County Profiles”. Prepared 2021. Ohio Research Office, “2021 Population Estimates by County, City, Village, and Township.” June 2022.

Based on the results of the 2010 and 2020 censuses, the District experienced an overall decrease in its population from 2010 to 2020. According to population projections developed by the Ohio Research Office, the County’s population is projected to continue decreasing slightly during the planning period. The projected rate of decrease during the planning period is greater than that experienced from 2010 to 2020.

The population of the City of Ashland, the largest city in Ashland County, increased 0.76% from 2010 to 2020.

During the planning period (2025–2039), Ashland County’s overall population is projected to continue decreasing for a total decrease of 7.22%.

**4. Implications for Solid Waste Management**

Based on the population projections, the District does not foresee any major implications related to managing solid waste and providing recycling programs during the planning period. The District does show decreasing revenue from contract fees and rates and charges which are based on solid waste disposed of at designated facilities. The District is planning on minor improvements in recycling operations throughout the planning period.

**C. Profile of Waste Management Infrastructure**

---

Solid waste generated within Ashland County is currently collected by both private and public haulers and delivered to a number of different facilities depending on the type of material collected. In 2021, 65% of the trash was directly hauled to 8 landfills. All of these landfills are located in other SWMDs within Ohio.

The Noble Landfill received almost 85% of Ashland County’s direct-hauled waste. This landfill is located in Richland County adjacent to Ashland County.

Transfer stations also received a substantial portion of the District’s waste which was sent for disposal (35%). The Richland County Transfer Station processed nearly all of the transferred waste originating from Ashland County.

Recyclables were collected and hauled to processors for sorting, and to prepare and ship recyclables to end markets which use the materials to manufacture new products. Recyclables are managed by over 18 private sector entities located throughout the region.

Yard waste was collected and processed by 4 private companies and one political subdivision to produce compost which could then be used as a beneficial soil amendment and or mulch.

**D. Profile of Commercial, Industrial and Institutional Sector**

---

The following table presents the largest commercial/industrial/institutional sector employers in Ashland County.

**Table 2-4. Major Commercial/Industrial/Institutional Sector Generators**

Company Name	Location
Ashland University	Ashland
Charles River Laboratories Inc	Ashland
Pentair	Ashland
Samaritan Medical Ctr Pharmacy	Ashland
Uh Samaritan Medical Ctr	Ashland
Walmart Supercenter	Ashland
Ashland Area Council	Ashland
Belmont Tower At Brethren Care	Ashland
Kingston Of Ashland	Ashland
Ohio Department of Transportation	Ashland
Snyder's-Lance Inc	Ashland
Step 2	Perrysville
Personnel Director	Ashland
Brethren Care Village	Ashland



Company Name	Location
Belmont Tower Apartments	Ashland
Bookmasters	Ashland
Atlas Bolt & Screw Co LLC	Ashland
Good Shepherd Home & Villa	Ashland
Crestview Board Of Education	Ashland
Custom Hoists Inc	Ashland
Packaging Corp Of America	Ashland
American Augers Inc	West Salem
Liqui-Box	Ashland
Mapleton High School	Ashland
Ashland Performance Materials	Ashland
Ashland High School	Ashland
Hedstrom Entertainment	Ashland
Ashland County Sheriffs Office	Ashland
Buehler's Fresh Foods	Ashland
Cowen Truck Line Inc	Perrysville
D-R Svc Inc	Ashland
Hedstrom Plastics Inc	Ashland
Home Depot	Ashland
Hospice Of North Central Ohio	Ashland
Pioneer National Latex	Ashland
Pioneer National Latex Inc	Ashland
Steel City Corp	Ashland
Tri State Youth Academy	Perrysville
Vacuum Parts	Ashland
Valley Transportation Svc Inc	Ashland
Wally World Riverside Resort	Loudonville
Ashland County Jobs & Family	Ashland
Elk & Elk Co LTD	Ashland
Fin Feather Fur Outfitters Inc	Ashland
Goschinski Fin Feather & Fur	Ashland
Lyn-Way Restaurant	Ashland
Tremco	Ashland
Ashland County-West Holmes Crr	Ashland
Ashland Theological Seminary	Ashland
Mohican Lodge & Conference Ctr	Perrysville

The District has approximately 330 plus commercial and institutional businesses and over 70 industrial entities.

According to the Department of Job and Family Services' publication *2028 Job Outlook for the Northeast JobsOhio Region*, overall employment is projected to increase by 0.2 percent from 2018 to 2028. Projected manufacturing jobs change in employment ranges from 0.9% to -19.5%. Projected commercial jobs change in employment ranges from -19.3% to 17.75%. Projected institutional jobs change in employment ranges from -20.6% to 1.6%.

**E. Other Characteristics**

---

As stated above, Ashland County is host to Ashland University which has an enrollment of approximately 4,900 students. Approximately 54 percent, or slightly more than 2,000 students live in college-owned housing on campus. The students comprise a transitory population which fluctuates during the year and results in a variable solid waste generation from the University.

Ashland County is home to a number of recreational facilities which attract large numbers of visitors throughout the year, but especially during warmer months. State-owned facilities include:

- Mohican State Park
- Mohican-Memorial State Forest
- Clear Fork Gorge State Nature Preserve
- Funk Bottoms Wildlife Area
- Muskingum Watershed Conservancy District

Local facilities:

- Ashland County Parks and Conservation Areas (18 locations)

These facilities have the potential to increase solid waste generation substantially during certain periods of the year.

## CHAPTER 3. Waste Generation

This chapter of the Solid Waste Management Plan provides a summary of the solid waste management district's historical and projected solid waste generation. The District's Policy Committee needs to understand the amounts and types of waste the solid waste management district (SWMD) will generate before it can make decisions regarding how to manage the waste. Thus, the District analyzed the amounts and types of waste that were generated within the SWMD in the past and that could be generated in the future.

The District calculated how much solid waste was generated for the residential/commercial and industrial sectors. Residential/commercial waste is essentially municipal solid waste and is the waste that is generated by a typical community. Industrial solid waste is generated by manufacturing operations. In order to calculate how much waste was generated, the District added the quantities of waste disposed of in landfills and reduced/recycled.

Reduction and recycling data was obtained by surveying communities, recycling service providers, collection and processing centers, commercial and industrial businesses, owners and operators of composting facilities, and other entities that recycle. Responding to a survey is voluntary, meaning that the District relies upon an entity's ability and willingness to provide data. When entities do not respond to surveys, only a partial picture of recycling activity can be developed. How much data the District obtains has a direct effect on the SWMD's waste reduction and recycling and generation rates.

The District obtained disposal data from Ohio EPA. Owners/operators of solid waste facilities submit annual reports to Ohio EPA. In these reports, owners/operators summarize the types, origins, and amounts of waste that were accepted at their facilities. Ohio EPA adjusts the reported disposal data by adding in waste disposed in out-of-state landfills. The District also obtains disposal information from facilities that are under contract, authorizing them to receive waste generated within Ashland County.

The District also analyzed historic quantities of waste generated to project future waste generation. The details of this analysis are presented in Appendix G. The Policy Committee used the projections to make decisions on how best to manage waste and to ensure future access to adequate waste management capacity, including recycling infrastructure and disposal facilities.

### A. Solid Waste Generated in Reference Year

Table 3-1 shows the amounts of residential/commercial (R/C) and industrial waste generated within the District during 2021 (the reference year). The amount generated is defined by the tons disposed in landfills plus the tons recycled, composted, and otherwise diverted from landfill disposal.

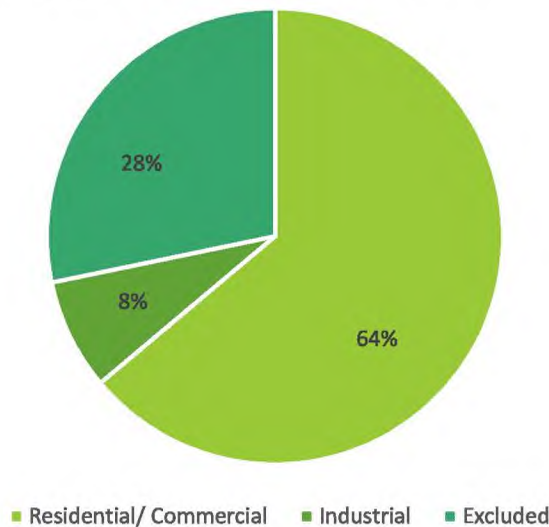
**Table 3-1. Solid Waste Generated in the Reference Year (2021)**

Type of Waste	Tons Generated
Residential/ Commercial	51,204
Industrial	6,290*
Excluded	22,405
<b>Total</b>	<b>79,898</b>

\*Industrial generation includes only disposal.

As demonstrated in figure below, the R/C sector generates the majority (64%) of the total waste generated in the District, followed by excluded at 28% and the industrial sector at 8%.

**Waste Type as Percentage of Total Waste Generated**



**1. Residential/Commercial Waste Generated in Reference Year**

In 2021, 51,204 total tons of solid waste were generated from residential and commercial sources in the District. Waste generation is the sum of tons landfilled, tons recycled, and tons composted. This amounts to a residential/commercial waste generation rate of 5.36 pounds per person per day (PPD) which is less than the statewide average of 7.10 PPD.

**2. Industrial Waste Generated in Reference Year**

In 2021, 6,290 total tons of waste were generated from industrial sources in the District. This number only includes disposal data as recycling data is no longer required to be tracked for this Plan Update.

**3. Excluded Waste Generated in Reference Year**

Excluded waste includes materials that are excluded from the definition of solid waste in ORC 3734.01(E). This includes slag, uncontaminated earth, non-toxic fly ash, spent non-toxic foundry sand, and materials from mining operations. In 2021, 22,405 tons of excluded waste were generated in the District.

**B. Historical Waste Generated**

The overall waste generation for the District from all sectors from 2012 through 2021 is shown in the table below. These show that generation is stable; although there are natural fluctuations in overall generation each year, overall trends are neither substantially increasing nor decreasing.

**Reference Year and Historical Waste Generated**

Year	Pop	Residential/ Commercial		Industrial		Excluded	Total	Per Capita Generation (ppd)	Annual % Change in Total Tons
		Disposal	Recycled	Disposal	Recycled				
2012	53,390	29,661	8,905	1,612	12,522	7,687	60,387	6.2	-
2013	53,487	28,546	10,510	2,482	24,700	8,284	74,522	7.6	23.4%
2014	53,583	29,231	9,145	2,823	22,297	8,266	71,763	7.3	-3.7%
2015	53,679	30,835	12,157	6,987	24,716	25,681	100,376	10.2	39.9%
2016	53,751	30,162	14,699	7,642	20,036	25,110	97,649	10.0	-2.7%
2017	53,823	35,845	9,518	6,204	21,518	21,299	94,384	9.6	-3.3%
2018	53,895	35,496	13,263	8,905	19,757	20,374	97,795	9.9	3.6%
2019	53,967	34,735	12,803	7,173	19,676	19,433	93,820	9.5	-4.1%
2020	54,039	35,017	15,423	9,441	16,776	22,523	99,181	10.1	5.7%
<b>2021</b>	<b>54,309</b>	<b>38,428</b>	<b>12,775</b>	<b>6,290</b>	<b>11,723</b>	<b>22,405</b>	<b>91,620</b>	<b>9.6</b>	<b>-7.6%</b>

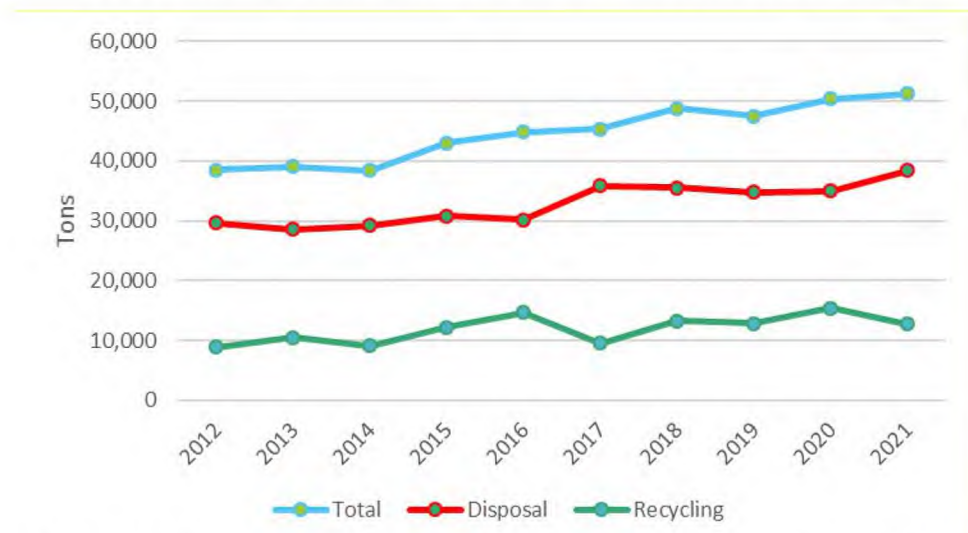
**District Total Waste Generated: 2012 - 2023**



**1. Historical Residential/Commercial Waste Generated**

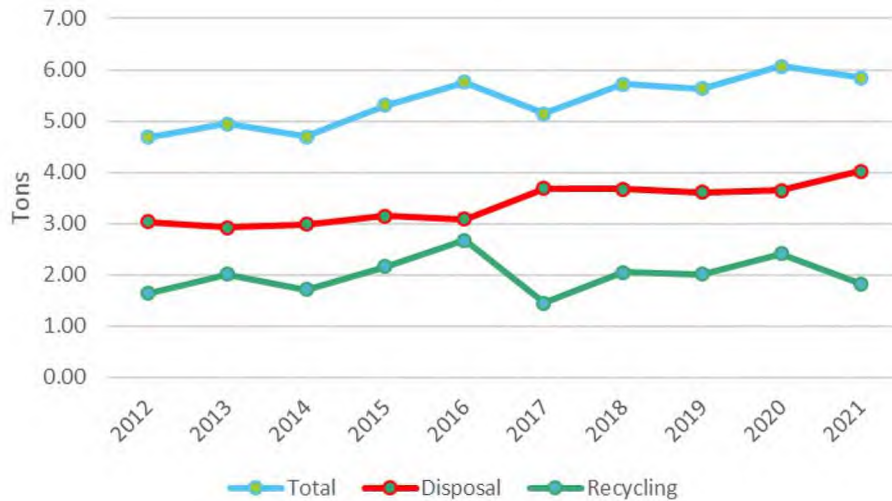
Overall, waste generation in the residential/commercial sector has increased slightly over the ten-year period from 2012 through 2021. The following figure shows the breakout of waste recycled (including composted) and waste landfilled which combined, equal generation.

**Residential/Commercial Waste Generation: 2012-2021**



The following figure shows the per capita waste generation rate for the residential/commercial sector for disposal, recycling and total. The average per capita waste generation in this period was 5.38 pounds per person per day.

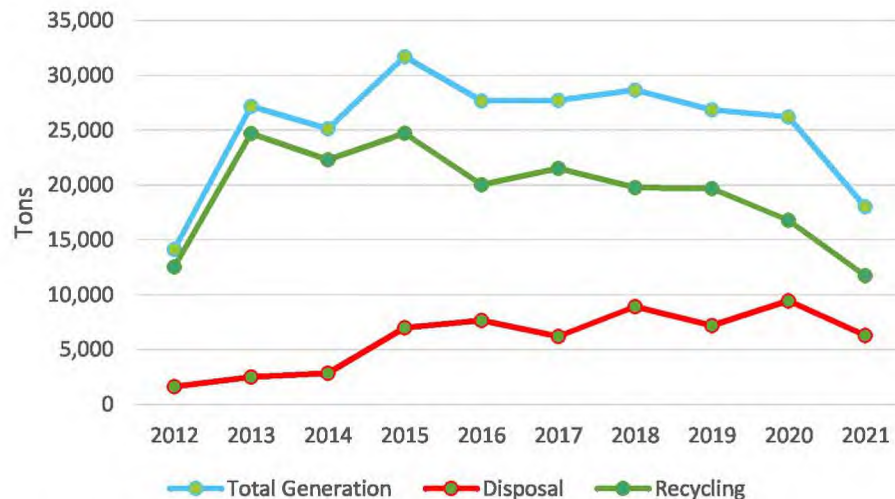
**Residential/Commercial Waste Generation Per Capita: 2012 - 2021**



**2. Historical Industrial Waste Generated**

Industrial waste generation decreased slightly over the five-year period from 2012 to 2021 due to decreasing recycling totals. Disposal increased less than recycling decreased.

**Industrial Waste Generation: 2012-2021**

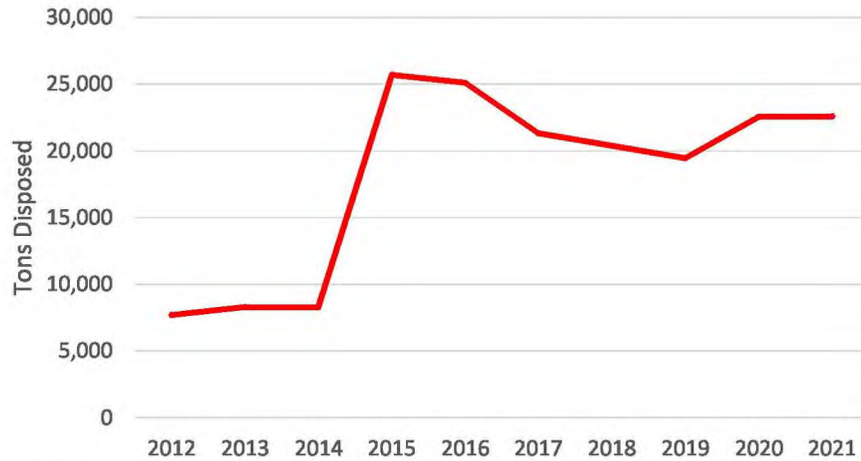


**3. Historical Excluded Waste Generated**

Annual quantities of excluded waste generated can fluctuate dramatically each year based on projects and the economy. From 2012 to 2021, volumes of excluded waste have increased dramatically and then remained stable

from 2012 - 2021. Excluded waste ranged from a low of 7,687 tons in 2012 to a high of 25,681 tons in 2015.

**Excluded Waste Generation: 2012-2021**



**C. Waste Generation Projections**

The following table demonstrates that waste generation within the District is expected to decrease approximately 3.28% during the first six years of the planning period.

**Waste Generation Projections: 2025 - 2030**

Year	Residential/Commercial Waste	Industrial Waste	Excluded Waste	Total
2025	50,338	6,638	21,694	78,670
2026	50,208	6,684	21,520	78,413
2027	50,130	6,731	21,348	78,209
2028	50,053	6,779	21,176	78,008
2029	49,977	6,826	21,007	77,810
2030	48,376	6,874	20,838	76,088

The following figure presents the projections for the amount of waste to be generated for the first six years of the planning period.



**Waste Generation Projections by Sector: 2025 - 2030**



In general, generation for the residential/commercial, industrial sectors (disposal only) and excluded disposal is projected to decrease slowly. Generation projections were based on projections for disposal and recycling contained in Appendices D, E for the residential/commercial sector and disposal only for the industrial and excluded wastes in Appendix D. A detailed explanation of the methodologies can be found in those appendices.

The following figure shows the percentage of solid waste generated in each sector for the first year of the planning period (2025).

**Total Waste Generation: 2025**



**1. Residential/Commercial Waste Projections**

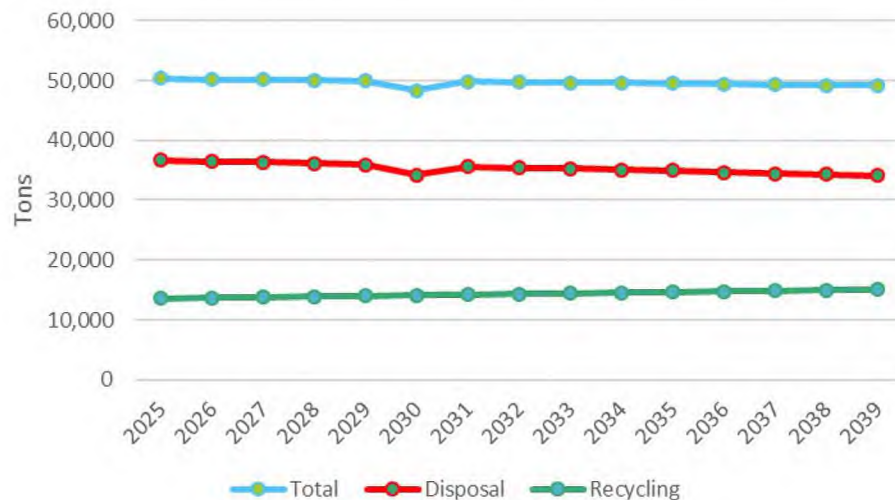
Residential/commercial sector disposal tonnages are projected to increase throughout the planning period. To project the total tons of residential/commercial sector disposal the average rate of change in population projected in Appendix C. **Table D-6** in Appendix D presents the residential/commercial waste disposal projections. The District considered 6 projection scenarios and selected this approach because it produced the most reasonable results based on historical trends.

Residential/commercial sector recycling is projected to increase from 13,613 tons in 2025 to 15,084 tons in 2039.

Multiple methodologies were used to project the District’s residential/commercial sector recycling, which were based on the assumptions made after the completion of a historical analysis for different programs and data sources. **Table E-7** in Appendix E provides recycling projections by program/source; a detailed methodology for projecting the recycling from each program/source is provided after the table.

The following figure presents the actual and projected totals of R/C recycling, disposal, and total generation from the reference year to the end of the planning period.

**Residential/Commercial Waste Generation: 2025-2039**



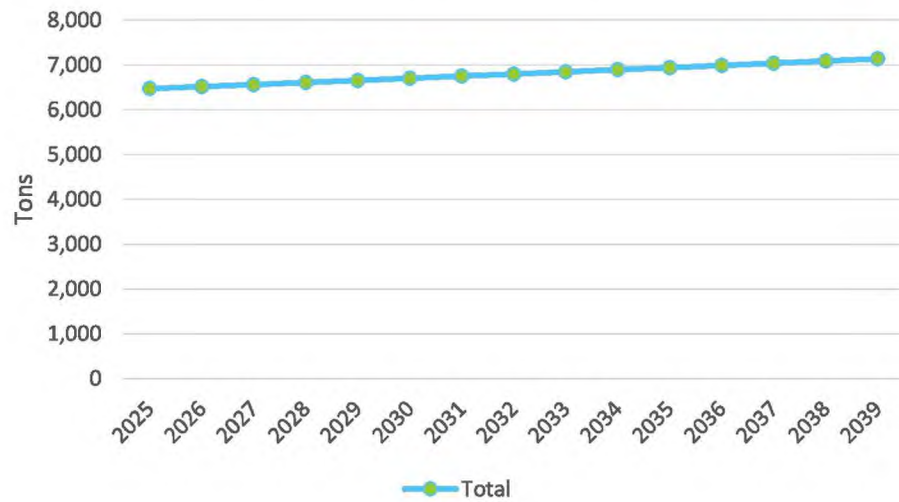
**2. Industrial Waste Projections**

Waste generation for the industrial sector only includes disposal projections from Appendix D. Recycling projections have not been calculated or will be tracked for this Plan Update per the recent changes in the State Plan.

Industrial sector disposal tonnages are projected to increase throughout the planning period. Appendix D presents the industrial waste disposal projections. The District considered three projection scenarios and selected this approach because it produced the most reasonable results based on historical trends.

The following figure presents the actual and projected totals of industrial sector disposal from the reference year to the end of the planning period.

**Industrial Waste Generation: 2025-2039**



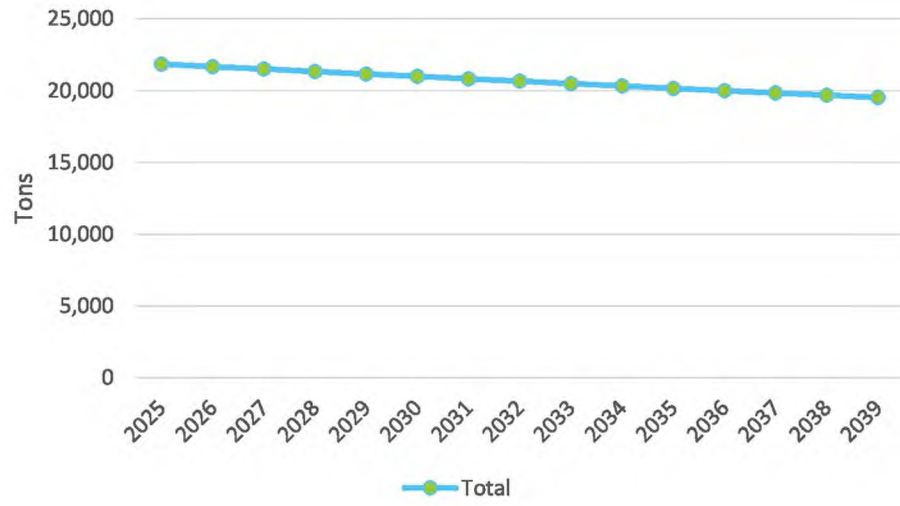
**3. Excluded Waste**

Waste generation for exempt waste only includes disposal projections from Appendix D.

Exempt disposal tonnages are projected to decrease throughout the planning period. Appendix D presents the exempt waste disposal projections. The District considered three projection scenarios and selected this approach because it produced the most reasonable results based on historical trends.

The following figure presents the actual and projected totals of industrial sector disposal from the reference year to the end of the planning period.

### Exempt Waste Generation: 2025-2039



## CHAPTER 4. Waste Management

Chapter 3 provided a summary of how much waste the Ashland County Solid Waste District (District) generated in the reference year and how much waste the District is estimated to generate during the planning period. This Chapter summarizes the Policy Committee's strategy for how the District will manage that waste during the planning period.

A district must have access to facilities that can manage the waste the district will generate. This includes landfills, transfer facilities, incinerator/waste-to-energy facilities, compost facilities, and facilities to process recyclable materials. This Chapter describes the Policy Committee's strategy for managing the waste that will be generated within the District during the planning period.

In order to ensure that the District has access to facilities, this Plan Update identifies the facilities the District expects will take the trash, compost, and recyclables generated in-District. Those facilities must be adequate to manage all of the District's solid waste. The District does not have to own or operate the identified facilities. In fact, most solid waste facilities in Ohio are owned and operated by entities other than the District. Further, identified facilities can be any combination of facilities located within and outside of the SWMD (including facilities located in other states).

Although the Policy Committee needs to ensure that the District will have access to all types of needed facilities, Ohio law emphasizes access to disposal capacity. In the solid waste management plan, the District must demonstrate that it will have access to enough landfill capacity for all the waste the District will need to dispose of. If there is not adequate landfill capacity, then the Policy Committee develops a strategy for obtaining adequate capacity.

Ohio has more than 40 years of remaining landfill capacity. That is more than enough capacity to dispose of all of Ohio's waste. However, landfills are not distributed equally around the state. Therefore, there is still the potential for a regional shortage of available landfill capacity, particularly if an existing landfill closes. If that happens, then the districts in that region would likely rely on transfer facilities to transport waste to an existing landfill instead of building a new landfill.

Finally, the District has the ability to control which landfill and transfer facilities can, and by extension cannot, accept waste that was generated within the District. The District accomplishes this by designating solid waste facilities (often referred to flow control). A District's authority to designate facilities is explained in more detail later in this Chapter.

### A. Waste Management Overview

---

The solid waste generated within the District is managed through four major categories: recycling, composting, processing at transfer facilities, and landfilling. The waste delivered to transfer facilities is ultimately sent to landfills for disposal.

These methods of waste management are anticipated to continue handling the District’s solid wastes throughout the planning period. **Table 4-1** shows the projections for each management method for the first six years of the planning period and indicates that disposal (“Transfer” plus “Landfill”) will continue to comprise the largest category.

**Table 4-1. Methods for Managing Waste**

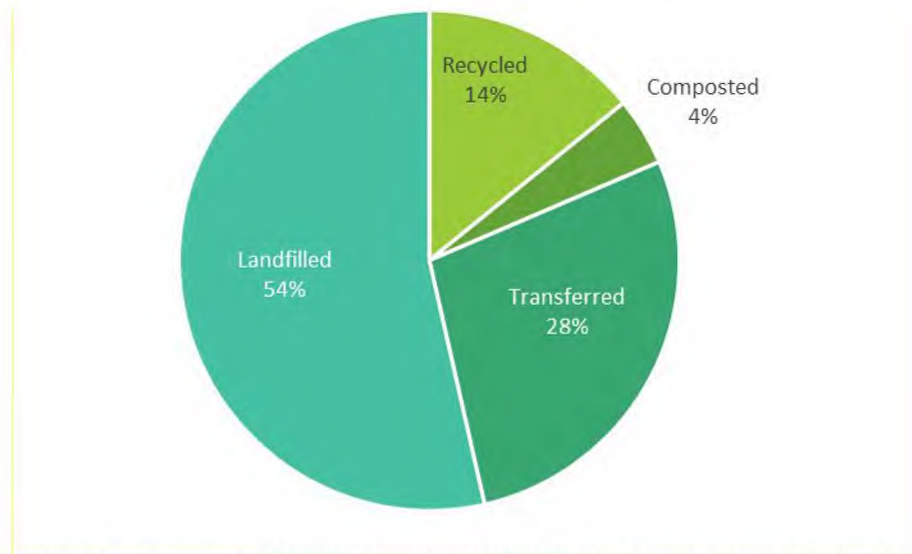
Year	Generate <sup>1</sup>	Recycle <sup>2</sup>	Compost <sup>3</sup>	Transfer <sup>4</sup>	Landfill <sup>5</sup>
<b>2025</b>	78,670	10,422	3,190	22,287	42,771
2026	78,413	10,490	3,221	22,165	42,537
2027	78,209	10,559	3,252	22,061	42,337
2028	78,008	10,628	3,283	21,958	42,139
2029	77,810	10,698	3,315	21,855	41,942
2030	76,088	10,768	3,346	21,230	40,743

- <sup>1</sup> “Generate” represents the total of the other four columns.
- <sup>2</sup> “Recycle” is the total amount reduced and recycled minus composting for the residential/commercial sector only.
- <sup>3</sup> “Compost” is the amount of yard waste/food waste sent to a compost facility.
- <sup>4</sup> “Transfer” is the amount of solid waste sent to transfer stations prior to delivery to a landfill.
- <sup>5</sup> “Landfill” is the amount of solid waste sent to a landfill directly.

**Sources of information:** Tables K-1, E-8, and D-6.

The following figure shows that recycling as a percentage of total generation for 2025 is projected to be 14 percent and compost is projected to be 4 percent while the amount of waste sent to transfer stations prior to final disposal in a landfill is approximately 28 percent. The tonnage sent directly to landfills for disposal is expected to be 54 percent of total generation. The percentage of waste managed by each method is projected to remain similar in 2030.

**2025 Percent of Generation Managed by Each Method**



**B. Profile of Solid Waste Infrastructure and Solid Waste Facilities Used in the Reference Year**

---

There are no landfills located in the District. There are no transfer stations located in the District. There is 1 composting facility and no recycling facilities which are located in the District. The facilities used by the District during 2021 are discussed below.

**1. Landfill Facilities**

All the landfills which received waste directly (without first being processed at a transfer station) from the District during the reference year of 2019 are shown in **Table 4-2**. This table illustrates that 84 percent of the direct-hauled waste was disposed at the Noble Road Landfill, which is a publicly-available, privately-owned facility. The landfills which received waste from the District in 2019 had an average of nearly 41 years of remaining capacity.

**Table 4-2. Landfill Facilities Used by the District in the Reference Year**

Facility Name	Location		Tons Accepted from SWMD	% of all SWMD Tons Disposed	Remaining Years
	County	State			
<b><i>In-District</i></b>					
None					
<b><i>Out-of-District</i></b>					
American Landfill	Stark	Ohio	48	0.11%	74.0
County Environmental Landfill	Wyandot	Ohio	23	0.05%	105.0
Countywide RDF	Stark	Ohio	208	0.48%	62.0
Crawford Co. Sanitary Landfill	Crawford	Ohio	4,988	11.44%	23.0
Erie County Sanitary Landfill	Erie	Ohio	18	0.04%	43.0
Hancock County Landfill	Hancock	Ohio	3	0.01%	24.0
Kimble Sanitary Landfill	Tuscarawas	Ohio	1,242	2.85%	20.0
Noble Rd. Landfill	Richland	Ohio	37,080	85.03%	16.0
<b><i>Out-of-State</i></b>					
None					
<b>Total</b>			43,610	100%	--

**Note:** The “tons accepted from SWMD” represents only the amount of waste which was directly-hauled to landfills. It does not include the tonnage, which was sent to transfer stations, then delivered to a landfill.

**2. Transfer Facilities**

The transfer facilities receiving waste from District entities during 2021 are listed in **Table 4-3**. Approximately 35% of the total waste ultimately sent for disposal was processed by transfer stations while approximately 65% was directly hauled to landfills.

**Table 4-3. Transfer Facilities Used by the District in the Reference Year**

Facility Name	Location		Tons Accepted from District	% all District Waste Transferred	Final Waste Destination
	County	State			
<b><i>In-District</i></b>					
None					
<b><i>Out-of-District</i></b>					



Facility Name	Location		Tons Accepted from District	% all District Waste Transferred	Final Waste Destination
	County	State			
Delaware County Transfer Facility	Delaware	OH	2	0.01%	Crawford County Landfill
Huron County Solid Waste Facility	Huron	OH	44	0.19%	Noble Road Landfill
Kimble Transfer & Recycling - Canton	Stark	OH	161	1%	Kimble Sanitary Landfill
Republic - Mt. Vernon	Knox	OH	127	1%	Pine Grove Regional Facility
Richland Co. Transfer Station	Richland	OH	23,179	99%	Noble Rd. Landfill
<b>Out-of-State</b>					
None					
<b>Total</b>			<b>23,513</b>	<b>100%</b>	

**3. Composting Facilities**

Table 4-4 shows the composting facilities which received yard waste from the District in 2021.

**Table 4-4. Composting Facilities Used by the District in the Reference Year**

Facility Name	Location	Tons Composted (tons)	Percent of all Material Composted
Paradise Composting	4300 Mechanicsburg Road Wooster, Ohio	184	12%
Zollinger Sand & Gravel Co	11687 Wadsworth Road Rittman, Ohio	7	0.4%
Willo'dell Yard Waste	1398 US Rte. 42 Ashland, OH	564	37%
Park Enterprise Construction Co	560 Barks Road West Marion, Ohio	752	50%
<b>Total</b>		<b>1,507</b>	

**4. Processing Facilities**

**Table 4-5** shows the major processing facilities which reported processing recyclables from the District during the reference year. This list was compiled by analyzing data resulting from the District’s survey efforts. The majority of the facilities processing recyclables generated in the District are located in the District or in the Columbus and Dayton regions.

**Table 4-5. Processing Facilities Used by the District in the Reference Year**

Name of Facility	Location		Facility Type	Recyclables Accepted from District
	County	State		
<b><i>In-District</i></b>				
Guys Tires	Ashland	OH	Tire Dealer	17
R&R Pallets	Ashland	OH	Processor	125
Smetz Tire	Ashland	OH	Tire Dealer	7
R&R Pallets	Ashland	OH	Processor	70
<b><i>Out-of-District</i></b>				
Gateway	Cuyahoga	Ohio	MRF	39
Recycle-It	Cuyahoga	Ohio	MRF	931
Acurate IT	Franklin	Ohio	Processor	4
Medina Recycling	Medina	Ohio	MRF	322
Richland County Recycling and Transfer Station	Richland	Ohio	Transfer Station	1336
Metal Conversions	Richland	Ohio	Processor	771
Milliron Recycling	Richland	Ohio	Scrap Yard	2003
Omni Source	Richland	Ohio	Scrap Yard	884
Rumpke	Richland	Ohio	MRF	460
Kimble Recycling	Summit	Ohio	MRF	337
River Valley	Summit	Ohio	Processor	1500
Pinnacle	Summit	Ohio	Processor	1538
Waste Management	Summit	Ohio	MRF	149.44
<b><i>Out-of-State</i></b>				
Quincy	New Haven	Indiana	Processor	1142
<b>Total</b>				<b>11,635</b>

## **5. Other Waste Management**

The District did not identify any other methods used for waste management during the reference year.

### **C. Use of Solid Waste Facilities During the Planning Period**

---

In general, the District anticipates that facilities (landfills, transfer stations, recycling facilities, processors, compost facilities) which were used to manage District-generated waste and recyclables during the reference year (2021) will continue to be available throughout the planning period, and in aggregate, will continue to provide adequate capacity for the District's needs.

Landfills processed 65% of solid waste disposal directly following by transfer stations at 35% of the District's waste in the reference year. The landfills and transfer stations used by the District are expected to do so throughout the planning period. No information currently available to the District suggests that the existing transfer stations used to process District waste will close in the near future.

The amount of materials composted throughout the planning period is expected to be consistent with that of the reference year. The number of operating composting facilities processing the majority of yard waste from the District is not expected to change, composting facility capacity should be adequate throughout the planning period.

### **D. Siting Strategy**

---

The District's Siting Strategy for Solid Waste Disposal Facilities ensures that proposals to construct a new Solid Waste Disposal Facility within the District or modify an existing Solid Waste Disposal Facility within the District comply with the Solid Waste Management Plan ("Plan") and District Rules.

For a more detailed explanation of the District's siting strategy, see Appendix S of this Plan Update.

### **E. Designation**

---

Ohio law gives each SWMD the ability to control where waste generated from within the SWMD can be taken. Such control is generally referred to as flow control. In Ohio, SWMDs establish flow control by designating facilities. SWMDs

can designate any type of solid waste facility, including recycling, transfer, and landfill facilities.<sup>1</sup>

Even though a SWMD has the legal right to designate, it cannot do so until the policy committee (or the board in the case of an Authority) specifically conveys that authority to the board of directors. The policy committee does this through a solid waste management plan. If the SWMD desires to have the ability to designate facilities, then the policy committee includes a clear statement in the solid waste management plan giving the designation authority to the board of directors. The policy committee can also prevent the board of directors from designating facilities by withholding that authority in the solid waste management plan.

Even if the policy committee grants the board of directors the authority to designate in a solid waste management plan, the board of directors decides whether to act on that authority. If it chooses to use its authority to designate facilities, then the board of directors must follow the process that is prescribed in ORC Section 343.013, 343.014 and 343.015. If it chooses not to designate facilities, then the board of directors simply takes no action.

Once the board of directors designates facilities, only designated facilities can receive the SWMD's waste. In more explicit terms, no one can legally take waste from the SWMD to undesignated facilities and undesignated facilities cannot legally accept waste from the SWMD. The only exception is when the board of directors grants a waiver to allow an undesignated facility to take the SWMD's waste. Ohio law prescribes the criteria that the board must consider when deciding whether to grant a waiver and the time period available to the board for making a decision on a waiver request.

## **1. Description of the SWMD's Designation Process**

The District's existing Plan authorizes the Board of Directors to designate solid waste facilities. The Board of County Commissioners of the District is hereby authorized to establish facility designations in accordance with Sections 343.013, 343.014, and 343.015 of the Ohio Revised Code. The facilities listed below in Section B of this Section are the only facilities designated for the disposal or transfer of municipal solid waste generated in this District. Any solid waste transfer and disposal facilities that are not designated will require designation or a waiver to accept solid waste generated within the District.

The District last conducted the designation process in 2011. No new designated facilities have been added since that time. Any facility wishing

---

<sup>1</sup> Source-separated recyclables delivered to a "legitimate recycling facility" as defined in Ohio law are not subject to the requirements of designation. (A legitimate recycling facility is loosely defined as a facility which consistently recycles a majority of the materials processed on-site.)

to accept solid waste generated from Ashland County will be required to apply for a waiver unless a new designation process is offered by the District in accordance with the criteria specified in ORC 343.01(I)(2).

The District and/or Board of County Commissioners will evaluate each request for designation or waiver.

## **2. List of Designated Facilities**

The currently designated facility for the solid waste generators is shown in **Table 4-6**.

**Table 4-6. Facilities Currently Designated**

Facility Name	Location		Facility Type	Year Designated
	County	State		
<b><i>In-District</i></b>				
None.				
<b><i>Out-of-District</i></b>				
Crawford County Landfill	Crawford	OH	Landfill	2011
Mahoning Landfill	Mahoning	OH	Landfill	2011
Lorain County Landfill	Lorain	OH	Landfill	2011
Noble Rd. Landfill	Richland	OH	Landfill	2011
American Landfill	Stark	OH	Landfill	2011
Countywide Landfill	Stark	OH	Landfill	2011
Evergreen Recycling & Disposal Facility	Wood	OH	Landfill	2011
Suburban Recycling & Disposal Facility	Perry	OH	Landfill	2011
Stony Hollow Landfill	Montgomery	OH	Landfill	2011
County Environmental of Wyandot	Wyandot	OH	Landfill	2011
Kimble Sanitary Landfill	Tuscarawas	OH	Landfill	2011
Gallia County Landfill	Gallia	OH	Landfill	2011
Coshocton Landfill	Coshocton	OH	Landfill	2011
Geneva Landfill	Ashtabula	OH	Landfill	2011
Marion County Solid Waste Transfer Station	Marion	OH	Transfer Facility	2011
Kimble Transfer & Recycling	Carroll	OH	Transfer Facility	2011
Cambridge Transfer & Recycling	Guernsey	OH	Transfer Facility	2011
Mt. Vernon Transfer Station	Knox	OH	Transfer Facility	2011
Kimble Transfer & Recycling Facility	Stark	OH	Transfer Facility	2011

<b>Facility Name</b>	<b>Location</b>		<b>Facility Type</b>	<b>Year</b>
Kimble Transfer & Recycling Facility	Summit	OH	Transfer Facility	2011
Lorain County Resource Recovery	Lorain	OH	Material Recovery Facility	2011
Oakwood Transfer Station	Cuyahoga	OH	Transfer Facility	2011
Richland County Transfer Station	Richland	OH	Transfer Facility	2011
<b><i>Out-of-State</i></b>				
None.				

## CHAPTER 5. Waste Reduction and Recycling

As was explained in Chapter 1, a SWMD must have programs and services to achieve reduction and recycling goals established in the state solid waste management plan. A SWMD also ensures that there are programs and services available to meet local needs. The SWMD may directly provide some of these programs and services, may rely on private companies and non-profit organizations to provide programs and services, and may act as an intermediary between the entity providing the program or service and the party receiving the program or service.

Through achieving the goals of the *State Plan* and meeting local needs, the SWMD ensures that a wide variety of stakeholders have access to reduction and recycling programs. These stakeholders include residents, businesses, institutions, schools, and community leaders. Programs and services collectively represent the SWMD's strategy for furthering reduction and recycling within its jurisdiction.

Before deciding upon the programs and services that are necessary and will be provided, the Policy Committee performed a strategic, in-depth review of the District's existing programs and services, recycling infrastructure, recovery efforts, finances, and overall operations. This review consisted of a series of 13 analyses that allowed the Policy Committee to obtain a holistic understanding of the District by answering questions such as:

- Is the SWMD adequately serving all waste-generating sectors?
- Is the SWMD recovering high volume wastes such as yard waste and cardboard?
- How well is the SWMD's recycling infrastructure being used, and how well is it performing?
- What is the District's financial situation and ability to fund programs?

Using what it learned, the Policy Committee drew conclusions about the District's abilities, strengths and weaknesses, operations, existing programs and services, outstanding needs, available resources, etc. The Policy Committee reviewed a list of actions the SWMD could take, programs that the District could implement, or other steps the SWMD could take to address its conclusions. The Policy Committee used that list to make decisions about the programs and services that will be available in the SWMD during the upcoming planning period. (For more in-depth information regarding the analyses of District programs and the development of priorities, see Appendix H and Appendix I, respectively.)

After deciding on programs and services, the Policy Committee reviewed projections of the quantities of recyclable materials that would be collected through those programs and services. This in turn allowed the Policy Committee to project its waste reduction and recycling rates for both the residential/commercial sector and the industrial sector. (See Appendix E for details regarding the residential/commercial sector and Appendix F for the industrial sector.)

Finally, the District and Policy Committee realize that the highest priorities identified during this Plan Update process were to implement all existing programs, reduce contamination, increase recycling, and enhance its education, awareness, and outreach programs. The District reserves the right to ensure the implementation of the programs and initiatives that support the District's highest priorities first before other secondary new programs or initiatives.

## **A. Program Evaluation and Priorities**

---

### 1. *Strategic Analysis*

All existing District programs have been evaluated qualitatively in terms of the suggestions included within Ohio EPA's guidance document (i.e., Format v4.1. For programs which have data available, quantitative evaluations were incorporated, also. The following table includes the 13 distinct analyses conducted for the District's programs.

#### **Strategic Analysis Categories**

<b>Analysis</b>	<b>Topic</b>
<b>#1</b>	Residential Recycling Infrastructure Analysis
<b>#2-3</b>	Business and Industrial Sector Analysis
<b>#4</b>	Residential/Commercial Waste Composition Analysis
<b>#5</b>	Economic Incentive Analysis
<b>#6</b>	Restricted and Difficult to Manage Waste Analysis
<b>#7</b>	Diversion Analysis
<b>#8</b>	Special Program Needs Analysis
<b>#9</b>	Financial Analysis
<b>#10</b>	Regional Analysis
<b>#11</b>	Data Collection Analysis
<b>#12</b>	Education and Outreach Analysis
<b>#13</b>	Processing Capacity Analysis

### 2. *Conclusions and Priorities*

The District conducted the strategic analysis in Appendix H to understand what areas should be focused on for this Plan Update. The main conditions that guided the District in its analysis included the following:

- Memorializing the changes the District implemented from 2020 to 2023 regarding how recyclables would be collected and processed.
- Right sizing the implementable programs and initiatives that the District can achieve based on its staffing and budget.



- Eliminating the need for a consultant to conduct certain functions of the District.
- Making improvements in existing initiatives and programs as achievable.
- Creating new initiatives and or programs that advance the District’s mission under the conditions above.
- Ensuring the District meets or is working towards achieving the goals of the 2020 State Solid Waste Management Plan.

**Reference Year Programs and Facilities Summary**

The following table summarizes the 2018-2032 solid waste plan (previous plan to this Plan Update) implementation schedule and any changes that occurred as this Plan Update was being developed or just prior to the development.

Name	Changes
Ashland City Non-Subscription Curbside Recycling	No changes from 2018-2032 plan.
Loudonville Subscription Curbside Recycling	After further evaluation of the Village’s contract, it was determined that this program is non-subscription. No other changes from the 2018-2032 plan.
Ashland - Buehler’s Fresh Food Market Recycling Drop-Off	This site changed to a full time, 24 hour per day, 365 day per year single stream recycling drop-off in June of 2021. The site is serviced through a contract with a private company that collects the materials and recycles them at their facility.
Ashland County-West Holmes Career Center/Vermillion Twp. Recycling Drop-Off	This site changed to a full time, 24 hour per day, 365 day per year single stream recycling drop-off in June of 2021. The site is serviced through a contract with a private company that collects the materials and recycles them at their facility. This site was formerly known as the Ashland County Service Center site.
Cinnamon Lake Recycling Drop-Off	This site changed to a full time, 24 hour per day, 365 day per year single stream recycling drop-off in June of 2021. The site is serviced through a contract with a private company that collects the materials and recycles them at their facility.
Loudonville Village/Hanover Township - Stakes IGA Foodliner Recycling Drop-Off	This site changed to a full time, 24 hour per day, 365 day per year single stream recycling drop-off in June of 2021. The site is serviced through a contract with a private company that collects the materials and recycles them at their facility. The location was moved to the Village ball fields on Wally Road.

Name	Changes
Mifflin Township - Township Garage/Fire Dept. Recycling Drop-Off	This site changed to a full time, 24 hour per day, 365 day per year single stream recycling drop-off in June of 2021. The site is serviced through a contract with a private company that collects the materials and recycles them at their facility.
Nova Village/Troy Twp. - Garage behind Fire Dept Recycling Drop-Off	This site changed to a full time, 24 hour per day, 365 day per year single stream recycling drop-off in June of 2021. The site is serviced through a contract with a private company that collects the materials and recycles them at their facility. The site is located in Troy Township.
Orange Township Garage	This site changed to a full time, 24 hour per day, 365 day per year single stream recycling drop-off in June of 2021. The site is serviced through a contract with a private company that collects the materials and recycles them at their facility.
Perrysville Fire Department Recycling Drop-Off	This site changed to a full time, 24 hour per day, 365 day per year single stream recycling drop-off in June of 2021. The site is serviced through a contract with a private company that collects the materials and recycles them at their facility.
Rowsburg Community Center, Perry Township	This site changed to a full time, 24 hour per day, 365 day per year single stream recycling drop-off in June of 2021. The site is serviced through a contract with a private company that collects the materials and recycles them at their facility.
Savannah Village/Clear Creek Township - Ball Field Recycling Drop-Off	This site changed to a full time, 24 hour per day, 365 day per year single stream recycling drop-off in June of 2021. The site is serviced through a contract with a private company that collects the materials and recycles them at their facility.
Lake Township Garage Recycling Drop-Off	This site changed to a full time, 24 hour per day, 365 day per year single stream recycling drop-off in June of 2021. The site is serviced through a contract with a private company that collects the materials and recycles them at their facility.
Mohican Township Garage Recycling Drop-Off	This site changed to a full time, 24 hour per day, 365 day per year single stream recycling drop-off in June of 2021. The site is serviced through a contract with a private company that collects the materials and recycles them at their facility.
Polk Village/Jackson Township - Polk Ballfield Recycling Drop-Off	This site changed to a full time, 24 hour per day, 365 day per year single stream recycling drop-off in June of 2021. The site is serviced through a contract with a private company that collects the materials and recycles them at their facility. The site is now located at the Village of Polk Waste Waster Treatment Plant main entrance.
Sullivan Village/Clear Creek Twp. Garage Recycling Drop-Off	This site changed to a full time, 24 hour per day, 365 day per year single stream recycling drop-off in June of 2021. The site is serviced through a contract with a private company that collects the materials and recycles them at their facility. The site is now located at the Sullivan Twp garage.

Name	Changes
Ashland County Maintenance Facility Drop-Off	This site changed to a full time, 24 hour per day, 365 day per year single stream recycling drop-off in June of 2021. The site is serviced through a contract with a private company that collects the materials and recycles them at their facility. The site is located at the Ashland County Maintenance Facility entrance (former entrance to the Ashland County Recycling Center).
Black River Elementary	The District's new recycling drop-off program did not include any of the schools, businesses or institutions. These entities were encouraged to use the new public recycling drop-off program when it started in June of 2021.
Black River High School Recycling	The District's new recycling drop-off program did not include any of the schools, businesses or institutions. These entities were encouraged to use the new public recycling drop-off program when it started in June of 2021.
Hillsdale Elementary West	The District's new recycling drop-off program did not include any of the schools, businesses or institutions. These entities were encouraged to use the new public recycling drop-off program when it started in June of 2021.
Hillsdale High School	The District's new recycling drop-off program did not include any of the schools, businesses or institutions. These entities were encouraged to use the new public recycling drop-off program when it started in June of 2021.
Hillsdale Middle School	The District's new recycling drop-off program did not include any of the schools, businesses or institutions. These entities were encouraged to use the new public recycling drop-off program when it started in June of 2021.
Mapleton Elementary School	The District's new recycling drop-off program did not include any of the schools, businesses or institutions. These entities were encouraged to use the new public recycling drop-off program when it started in June of 2021.
Mapleton High School	The District's new recycling drop-off program did not include any of the schools, businesses or institutions. These entities were encouraged to use the new public recycling drop-off program when it started in June of 2021.
Montgomery Elementary School	The District's new recycling drop-off program did not include any of the schools, businesses or institutions. These entities were encouraged to use the new public recycling drop-off program when it started in June of 2021. This school closed several years ago as well.
District provides commercial recycling pick-up	The District's new recycling drop-off program did not include any of the schools, businesses or institutions. These entities were encouraged to use the new public recycling drop-off program when it started in June of 2021.

Name	Changes
Ashland University	The District's new recycling drop-off program did not include any of the schools, businesses or institutions. These entities were encouraged to use the new public recycling drop-off program when it started in June of 2021.
Add, remove, or adjust commercial and school sites as needed	All of the school and business drop-off site locations were removed in 2020 when the Ashland County Recycling Center closed.
Recycling Container Loan Program - Individuals, family groups, non-profit organizations, community groups, and government offices can borrow District containers.	This program ceased when the Ashland County Recycling Center closed in 2020.
Add, remove, or adjust sites as needed	The District evaluated the sites that it could service with the staff and budget available. The sites that were changed are summarized above based on this initiative.
Minimize contamination and littering through additional education and signage	The new recycling drop-off sites include updated signage and information on what is acceptable and not acceptable to the program. Each recycle container also included the installation of warning signs on plastic bags. All educational information is also included on the District's web site.
Facilitate implementation of non-subscription curbside collection in villages and townships	There were no requests or opportunities to assist communities seeking to start a curbside recycling program in 2021.
Facilitate the formation of collection consortiums	There were no requests or opportunities to assist communities seeking to start a curbside recycling consortium program in 2021.
The District Coordinator is available to do a waste audit to determine what materials can be recycled	No industrial audits were requested in 2021.
Recycling Center Access - Industrial businesses can bring material to the recycling center	The Recycling Center closed in 2020. The recycling drop-off program is open to all residents and business for acceptable materials only.

Name	Changes
<p>Recycling Center collects materials from approximately 20 industrial establishments. Industrial entities will continue to have access to the recycling center</p>	<p>The District's new recycling drop-off program did not include any of the schools, businesses or institutions. These entities were encouraged to use the new public recycling drop-off program when it started in June of 2021.</p>
<p>Follow up with entities who participated in an assessment to identify whether the companies were able to implement changes to realize the waste reduction and cost savings identified in their analysis.</p>	<p>No industrial audits were requested in 2021.</p>
<p>Request feedback from establishments that participated in an audit to identify how the District can further serve this audience more effectively.</p>	<p>No industrial audits were requested in 2021.</p>
<p>Year-round collection of appliances the Ashland County Recycling Center</p>	<p>The Recycling Center closed in 2020. The District created a new recycling resource guide in 2021 to highlight local and regional recycling opportunities for materials not accepted in the recycling drop-off program. The resource guide listed several local and regional companies that accept appliance.</p>
<p>Year-round collection of electronics at the Ashland County Recycling Center</p>	<p>The Recycling Center closed in 2020. The District created a new recycling resource guide in 2021 to highlight local and regional recycling opportunities for materials not accepted in the recycling drop-off program. The resource guide listed several local and regional companies that accept electronic waste. In 2023, the District created a refrigerant containing appliance voucher program.</p>
<p>Develop sustainable options for collection of TVs</p>	<p>The District created a new recycling resource guide in 2021 to highlight local and regional recycling opportunities for materials not accepted in the recycling drop-off program. The resource guide listed several local and regional companies that accept electronic waste. In 2022, the District began annual collections of E-waste.</p>
<p>Evaluate cost containment options</p>	<p>The District did not conduct an evaluation in 2021 but will be doing so in 2022. In 2022, the District began annual collections of E-waste.</p>
<p>Household Hazardous Waste Collection Event (at least every 2 years)</p>	<p>The District conducted a HHW collection event on July 17, 2021. The event was a record setting turnout with 712 cars. The cost of the collection was \$37,837.86 or \$53.14 per car. Over 94,000 lbs (47 tons) of HHW materials was collected at this event. The District is planning on conducting annual HHW events for the next 3-5 years (2022-2026).</p>

Name	Changes
Evaluate collection options for new materials not collected locally	The District created a new recycling resource guide in 2021 to highlight local and regional recycling opportunities for materials not accepted in the recycling drop-off program. The resource guide listed several local and regional companies that accept HHW like materials. In addition, the District created a resource guide targeted for HHW materials only.
Collection of both lead-acid batteries and household rechargeable batteries at the Recycling Center	The Recycling Center closed in 2020. The District created a new recycling resource guide in 2021 to highlight local and regional recycling opportunities for materials not accepted in the recycling drop-off program. The resource guide listed several local and regional companies that accept lead acid batteries and rechargeable batteries. In addition, the District accepted these batteries at the July 17, 2021 HHW collection event.
Year-round collection of tires at the Ashland County Recycling Center	The Recycling Center closed in early 2021. The District created a new recycling resource guide in 2021 to highlight local and regional recycling opportunities for materials not accepted in the recycling drop-off program. The resource guide listed several local and regional companies that accept scrap tires. In addition, the District created a new program in October of 2021 for the collection of scrap tires through a voucher system.
Accept tires from clean-ups by townships, County highway department, Mifflin Lake Park, and the Mohican River area at the recycling center for no cost.	The Recycling Center closed in early 2021. The District created a new recycling resource guide in 2021 to highlight local and regional recycling opportunities for materials not accepted in the recycling drop-off program. The resource guide listed several local and regional companies that accept scrap tires. In addition, the District created a new program in October of 2021 for the collection of scrap tires through a voucher system. The voucher program is also available to the local townships, County highway department and other areas.
Explore ways of reducing collection event costs	The District created a new program in October of 2021 for the collection of scrap tires through a voucher system.
Prescription Drug Drop-off - boxes at the Ashland County Sheriff's Annex and the Loudonville Police Department	Drop boxes placed at the Ashland County Sheriff's Annex and the Loudonville Police Department for unwanted & unused medications is readily used by residents and has not experienced any problems or challenges that are known to the District.
Education program for HHW, electronics, and lead-acid batteries	The District continued to keep residents informed on the responsible purchase, use, and disposal of HHW through educational presentations, media reports, speaking engagements, and answering telephone inquiries in 2021. Additionally, the website now includes information on HHW as well and alternative recycling options in the region.
Annual Poster Contest	The Environmental Educator conducted a "Recycle Right" poster campaign. Twenty-one students completed the posters which were displayed at the 2021 Ashland County Fair booth.

Name	Changes
District Website	The District maintained a webpage ( <a href="http://www.ashlandcounty.org/recycling">www.ashlandcounty.org/recycling</a> ) which is hosted within the County's main website. The site contains the following educational and resource flyers: recycling drop-off program maps and description, detailed acceptable and non-acceptable materials for the drop-off program, recycler right flyer, scrap tire voucher program flyer, regional recycling resource guide, HHW collection event flyer (seasonal), Adopt-a-Road program information, the most recent district environmental education newsletters, environmental education presentation request form, at-home project sheets for recycling and environmental education, detailed flyer on environmental education presentation services, contact information and a copy of the most recent SW management plan.
Educational Display at fairgrounds and community events Ensure promotional items display the District's contact information and that flyers for each target audience are available at the display.	The Environmental Educator set-up the fair booth for the 2021 Ashland County Fair. The fair booth contains educational resources and pictures along with recycle right messaging, display for the new recycle drop-off program including site locations and materials that are accepted and not accepted in the program. The display also included posters made by students on recycling right and other topics.
Environmental Education Coordinator	The District's Education Coordinator made 450 presentations on many solid waste topics reaching 9,261 students. School programs continued to be an important part of the District's outreach efforts. The presentations helped increase involvement in residential and commercial recycling after students learned about recycling. Presentations also encouraged parents to become involved if they were not already recycling.
Tours (Recycling Center, Willo'Dell Nursery and Compost Center)	No tours were offered in 2021.
Promote use of recycling container program to community event organizers	The entity Ashland main Street borrowed the District's portable trash container stands for use in a special event held in 2021. This program did not continue after 2021.
Encourage residents to turn in old tires at dealers	The District created a new scrap tire voucher program in 2021. The program requires residents to obtain a voucher for up to 10 tires and dispose at one of two locations in the District. In 2022, additional messaging was created at the HHW event for disposing of tires when purchasing new tires.

Name	Changes
Track the number of visits to the website	The District's new web site included the functionality to track visitors. In 2021, a total of 10,643 visitors viewed the District web site and a total of 2,066 visited the environmental education site.
Minimize the website's downtime by fixing pages that are under construction as quickly as possible	The District upgraded its web site in 2021. The content of the web site is updated frequently with no down time.
Include the recycling guide online as a downloadable, printable .pdf	The recycling resource guide was improved and updated in 2021. The guide is downloadable and printable from the District's web site.
Improve user-friendliness by reorganizing information and adding a tab for each target audience, such as residents, businesses, governments, etc.	The District maintained a webpage ( <a href="http://www.ashlandcounty.org/recycling">www.ashlandcounty.org/recycling</a> ) which is hosted within the County's main website. The web site was improved in 2021. The site contains the following educational and resource flyers: recycling drop-off program maps and description, detailed acceptable and non-acceptable materials for the drop-off program, recycler right flyer, scrap tire voucher program flyer, regional recycling resource guide, HHW collection event flyer (seasonal), Adopt-a-Road program information, the most recent district environmental education newsletters, environmental education presentation request form, at-home project sheets for recycling and environmental education, detailed flyer on environmental education presentation services, contact information and a copy of the most recent SW management plan.
Promote availability of presentations to non-school groups (civic groups) using a variety of means, such as posting on the District website and employing the support of related organizations to promote presentations to members, such as the Chamber of Commerce.	The District created a new environmental presentation request form on the web site in 2021. The new form includes the following service requests:  <ul style="list-style-type: none"> <li>Pre K through 3 Grade Presentation</li> <li>Grade 4 through 8 Presentation</li> <li>High School Presentation</li> <li>College Age Student Presentation</li> <li>Adult Presentation</li> <li>Summer Camp Presentation</li> <li>Special Event Display Contest</li> <li>Other Request</li> </ul>
Begin tracking the number of individuals reached by each presentation and the name of each school so the District can identify the number of students and schools reached each year	The District's Education Coordinator made 450 presentations on many solid waste topics reaching 9,261 students. School programs continued to be an important part of the District's outreach efforts.



Name	Changes
Request that educators or group leaders complete a feedback form after a presentation has been completed	The District and the Environmental Educator gave out feedback forms to teachers and school leaders after presentations.
Annual Poster Contest - Inform more school districts about contests to increase participation.	The Environmental Educator conducted a "Recycle Right" poster campaign. Twenty-one students completed the posters which were displayed at the 2021 Ashland County Fair booth.
Apply for community development grants for recycling center improvements	The District began the application for a Community Development grant from Ohio EPA in late 2021. The grant consisted of two projects, conduct an agricultural tire collection and conduct a countywide education campaign.
Continue providing technical assistance	The District is available to provide technical assistance to businesses and organizations on market development opportunities when applicable. No activity in 2021.
Promote market development grant to businesses	No activity in 2021.
Promote community development grant to communities and institutions	The District began the application for a Community Development grant from Ohio EPA in late 2021. The grant consisted of two projects, conduct an agricultural tire collection and conduct a countywide education campaign.
Continue operating the Ashland County Recycling Center	The Recycling Center closed in 2020.
Convert a part-time laborer to full-time to increase productivity	The Recycling Center closed in 2020.
Replace existing baler	The Recycling Center closed in 2020. All recycling equipment, most of the trucks and all of the recycle bins were sold in 2021.
Annual surveying - District sends surveys to industrial businesses annually	The District continued to annually survey industrial businesses for recycling volumes as part of the Annual District Report preparations. A total of 69 industrial businesses were sent surveys for 2021 data. Beginning in 2023 for 2022 data, the District transitioned to surveying recyclers and processors only to avoid double counting issues.

Name	Changes
Annual Surveying - District sends surveys to commercial businesses annually	The District continued to annually survey commercial businesses for recycling volumes as part of the Annual District Report preparations. A total of 360 commercial businesses were sent surveys for 2021 data. Beginning in 2023 for 2022 data, the District transitioned to surveying recyclers and processors only to avoid double counting issues.
Survey follow-up - Contact set number of businesses annually	The District continued to follow-up with commercial and industrial businesses for recycling volumes in 2021. Large generators and large employers in the District were targeted for 2021. Starting in 2023 for 2022 data, the District will follow-up with recycler and processors.
Adopt-A-Road Program	This program was phased out in 2022 and will no longer be offered.

**B. Program Descriptions**

The following section summarizes all initiatives and programs the District will implement for the planning period. Appendix B, H, I and L contains additional detail on existing programs.

Name	Description
Ashland City Non-Subscription Curbside Recycling	<p>This non-subscription curbside recycling program is projected to continue throughout the planning period.</p> <p>Target Audience: City of Ashland Residents                      Service Area: City of Ashland                      Materials Collected: OCC, Paper, Glass, Plastic, Metal                      Program Operator: City of Ashland                      Program Paid by: City of Ashland                      Program Promotion: City of Ashland                      District Expenses: None</p>
Loudonville Subscription Curbside Recycling	<p>This non-subscription curbside recycling program is projected to continue throughout the planning period.</p> <p>Target Audience: Village of Loudonville Residents                      Service Area: Village of Loudonville                      Materials Collected: OCC, Paper, Glass, Plastic, Metal                      Program Operator: Contractor                      Program Paid by: Village of Loudonville                      Program Promotion: Village of Loudonville                      District Expenses: None</p>
Provide Technical Assistance for New Curbside Recycling Program Formation	<p>The District coordinator will provide technical assistance to any community in the District that request such assistance in the development of a new curbside recycling program. The technical assistance may include meeting with community officials, assisting in evaluating the options and</p>

Name	Description
	<p>bid specification development. The District will promote economic incentive options and curbside recycling whenever possible.</p> <p>Target Audience: District Communities                      Service Area: District                      Materials Collected: N/A                      Program Operator: District                      Program Paid by: District                      Program Promotion: District                      District Expenses: Budget Line Item 2.A.1</p>
<p>Curbside Recycling Participant Engagement</p>	<p>The District may provide spot audits of curbside community recycling set-outs if requested by the community. The initiative may involve visiting curbside recycling communities during normal businesses hours to inspect recycling set-outs to determine recycling habits and level of contamination. Educational materials may be provided to household that need the additional resources to recycle correctly. This initiative may involve the District Coordinator, Environmental Educator, community staff, contractor staff and or local volunteers. The curbside audits will be random with no defined frequency or duration and will not include all routes and household in a community at any given audit. The initiative will be implemented based on availability of staff and resources.</p> <p>Target Audience: District Residents and Businesses                      Service Area: District                      Materials Collected: N/A                      Program Operator: District                      Program Paid by: District                      Program Promotion: District                      District Expenses: Budget Line Item 2.A.1</p>
<p>Buehler's Market                      1055 Sugarbush Dr.                      Ashland, OH</p>	<p>This full-time recycling drop-off program is projected to continue throughout the planning period.</p> <p>Target Audience: District Residents and Businesses                      Service Area: District                      Materials Collected: OCC, Paper, Glass, Plastic, Metal                      Program Operator: Contractor                      Program Paid by: District                      Program Promotion: District                      District Expenses: Budget Line Item 2.D.2</p>
<p>Ashland County                      Maintenance Facility                      (Vermillion Twp)                      1270 Middle Rowsburg Rd.                      Ashland, OH</p>	<p>This full-time recycling drop-off program is projected to continue throughout the planning period.</p> <p>Target Audience: District Residents and Businesses                      Service Area: District                      Materials Collected: OCC, Paper, Glass, Plastic, Metal                      Program Operator: Contractor                      Program Paid by: District</p>

Name	Description
	Program Promotion: District District Expenses: Budget Line Item 2.D.2
Orange Twp. Garage 930 CR 801 Ashland, OH	This full-time recycling drop-off program is projected to continue throughout the planning period.  Target Audience: District Residents and Businesses Service Area: District Materials Collected: OCC, Paper, Glass, Plastic, Metal Program Operator: Contractor Program Paid by: District Program Promotion: District District Expenses: Budget Line Item 2.D.2
Ashland County-West Holmes Career Center. (Vermillion Twp) 1763 SR 60 S Ashland, OH	This full-time recycling drop-off program is projected to continue throughout the planning period.  Target Audience: District Residents and Businesses Service Area: District Materials Collected: OCC, Paper, Glass, Plastic, Metal Program Operator: Contractor Program Paid by: District Program Promotion: District District Expenses: Budget Line Item 2.D.2
Village of Loudonville (Hanover Twp) Wally Road, Loudonville, OH	This full-time recycling drop-off program is projected to continue throughout the planning period.  Target Audience: District Residents and Businesses Service Area: District Materials Collected: OCC, Paper, Glass, Plastic, Metal Program Operator: Contractor Program Paid by: District Program Promotion: District District Expenses: Budget Line Item 2.D.2
Savannah Village Ball Park (Clear Creek Twp) 56 Bailey St, Savannah, OH	This full-time recycling drop-off program is projected to continue throughout the planning period.  Target Audience: District Residents and Businesses Service Area: District Materials Collected: OCC, Paper, Glass, Plastic, Metal Program Operator: Contractor Program Paid by: District Program Promotion: District District Expenses: Budget Line Item 2.D.2
Troy Twp. Garage 924 US 224, Nova, OH	This full-time recycling drop-off program is projected to continue throughout the planning period.  Target Audience: District Residents and Businesses Service Area: District Materials Collected: OCC, Paper, Glass, Plastic, Metal Program Operator: Contractor

Name	Description
	Program Paid by: District Program Promotion: District District Expenses: Budget Line Item 2.D.2
Mifflin Twp. Garage 16 Maine St. Mifflin, OH	This full-time recycling drop-off program is projected to continue throughout the planning period.  Target Audience: District Residents and Businesses Service Area: District Materials Collected: OCC, Paper, Glass, Plastic, Metal Program Operator: Contractor Program Paid by: District Program Promotion: District District Expenses: Budget Line Item 2.D.2
Perrysville Fire Dept. (Green Twp) SR 39 Perrysville, OH	This full-time recycling drop-off program is projected to continue throughout the planning period.  Target Audience: District Residents and Businesses Service Area: District Materials Collected: OCC, Paper, Glass, Plastic, Metal Program Operator: Contractor Program Paid by: District Program Promotion: District District Expenses: Budget Line Item 2.D.2
Cinnamon Lake (Jackson Twp) CR 620 Jackson, OH	This full-time recycling drop-off program is projected to continue throughout the planning period.  Target Audience: District Residents and Businesses Service Area: District Materials Collected: OCC, Paper, Glass, Plastic, Metal Program Operator: Contractor Program Paid by: District Program Promotion: District District Expenses: Budget Line Item 2.D.2
Lake Twp. Garage 2499 CR 3374 Loudonville, OH	This full-time recycling drop-off program is projected to continue throughout the planning period.  Target Audience: District Residents and Businesses Service Area: District Materials Collected: OCC, Paper, Glass, Plastic, Metal Program Operator: Contractor Program Paid by: District Program Promotion: District District Expenses: Budget Line Item 2.D.2
Polk Village Sewer Plant (Jackson Twp) W Congress St. Polk, OH	This full-time recycling drop-off program is projected to continue throughout the planning period.  Target Audience: District Residents and Businesses Service Area: District

Name	Description
	Materials Collected: OCC, Paper, Glass, Plastic, Metal Program Operator: Contractor Program Paid by: District Program Promotion: District District Expenses: Budget Line Item 2.D.2
Sullivan Township 245 Twp. Hwy. 501 Sullivan, OH	This full-time recycling drop-off program is projected to continue throughout the planning period.  Target Audience: District Residents and Businesses Service Area: District Materials Collected: OCC, Paper, Glass, Plastic, Metal Program Operator: Contractor Program Paid by: District Program Promotion: District District Expenses: Budget Line Item 2.D.2
Mohican Twp. Garage 2008 SR 89 Jeromesville, OH	This full-time recycling drop-off program is projected to continue throughout the planning period.  Target Audience: District Residents and Businesses Service Area: District Materials Collected: OCC, Paper, Glass, Plastic, Metal Program Operator: Contractor Program Paid by: District Program Promotion: District District Expenses: Budget Line Item 2.D.2
Recycling Drop-Off Site Evaluations	The District will monitor a variety of elements regarding its recycling drop-off program, such as overall total tons of materials collected and quarterly utilization of each site. Based on the ongoing evaluation, the District may add sites, remove sites, add containers, remove containers, change frequency of collection or increase signage at any time during the planning period.  Target Audience: District Drop-Off Sites Service Area: District Materials Collected: N/A Program Operator: District Program Paid by: District Program Promotion: District District Expenses: Budget Line Item 2.A.1
Recycling Drop-Off Site Participant Engagement	The District will provide a routine recycling drop-off program participant engagement initiative. The initiative will involve visiting recycling drop-off sites during normal businesses hours to engage with participants to determine their recycling habits, knowledge and what materials they were delivering to the sites. Educational materials will be provided to those participants that need the additional resources to recycle correctly. This initiative may involve the District Coordinator, Environmental Educator and or local volunteers. The site visits will be random with no defined

Name	Description
	<p>frequency or duration. The initiative will be implemented based on availability of staff and resources.</p> <p>Target Audience: District Residents and Businesses                      Service Area: District                      Materials Collected: N/A                      Program Operator: District                      Program Paid by: District                      Program Promotion: District                      District Expenses: Budget Line Item 2.A.1</p>
<p>Evaluate Recycling Drop-Off Contract</p>	<p>The District will evaluate the current contract for the recycling drop-off site program prior to the first 5-year contract term. The review will include the extension options, developing a new RFP, if a new RFP is developed, what changes should be made and other factors as needed.</p> <p>Target Audience: N/A                      Service Area: District                      Materials Collected: N/A                      Program Operator: District                      Program Paid by: District                      Program Promotion: District                      District Expenses: Budget Line Item 2.A.1</p>
<p>Evaluate District Recycling Drop-Off Containers for Maintenance and or Replacement</p>	<p>The District will evaluate the condition of each recycling drop-off container used in the program for maintenance and or replacement within the first 10 years of use. If replacement and or maintenance is needed, the District will develop a budget and plan to implement the changes as needed. Since this initiative is projected to occur at a point when the next Plan Update will be developed, no further action or budget is needed at this time. If an emergency situation occurs that requires a replacement, repair or routine maintenance before this time, the District will utilize excess fund balance money to fund the repairs/replacement.</p> <p>Target Audience: N/A                      Service Area: District                      Materials Collected: N/A                      Program Operator: District                      Program Paid by: District                      Program Promotion: District                      District Expenses: Budget Line Item 2.D.2</p>
<p>Commercial and Industrial Business Program - Technical Assistance</p>	<p>The District provides technical assistance to the commercial and industrial sector as well as the institutional sector through direct engagement activities related to solid waste and recycling content. The District is a technical resource for businesses and schools for recycling and solid waste questions as needed and requested. The District includes a vast array of resources on its web site for the benefit of residents and businesses.</p>

Name	Description
	<p>Target Audience: Commercial, Industrial, Institutional                      Service Area: District                      Materials Collected: N/A                      Program Operator: District                      Program Paid by: District                      Program Promotion: District                      District Expenses: Budget Line Item 2.A.1</p>
<p>Commercial and Industrial Business Program - Ohio EPA Market Development and Scrap Tire Grant Technical Assistance and Sponsorship</p>	<p>The District provides technical assistance to commercial, industrial and institutional entities regarding Ohio EPA grants as requested.</p> <p>Target Audience: Commercial, Industrial, Institutional                      Service Area: District                      Materials Collected: N/A                      Program Operator: District                      Program Paid by: District                      Program Promotion: District                      District Expenses: Budget Line Item 2.A.1</p>
<p>Commercial and Industrial Business Program - Waste Audits and Assessments</p>	<p>The District may assist businesses with waste audits for commercial businesses, industries, agricultural operations, and non-profit organizations upon request for no cost. Assessments will include a review of the entity's operations, what is recycled and disposed of and their goals to improve. Recommendations will be made based on the assessment.</p> <p>Target Audience: Commercial, Industrial, Institutional                      Service Area: District                      Materials Collected: N/A                      Program Operator: District                      Program Paid by: District                      Program Promotion: District                      District Expenses: Budget Line Item 2.A.1</p>
<p>Commercial and Industrial Program – Recycling Drop-Off Sites</p>	<p>The District allows commercial and industrial facilities to utilize the recycling drop-off program for low volume recycling needs. Large generators of recyclables are advised to work directly with a hauler and or broker to meet their recycling needs.</p> <p>Target Audience: Commercial, Industrial, Institutional                      Service Area: District                      Materials Collected: N/A                      Program Operator: District                      Program Paid by: District                      Program Promotion: District                      District Expenses: Budget Line Item 2.d.2</p>
<p>Commercial and Industrial Program – Ohio Materials Market Place</p>	<p>The District will promote the Ohio Materials Market Place (OMMP) on its web site for businesses. In addition, during direct engagement opportunities such as waste assessments, the District will also promote the OMMP.</p>



Name	Description
	<p>Target Audience: Commercial, Industrial, Institutional                      Service Area: District                      Materials Collected: N/A                      Program Operator: District                      Program Paid by: District                      Program Promotion: District                      District Expenses: Budget Line Item 2.A.1</p>
<p>Commercial and Industrial Program – Recycling Service Opportunities</p>	<p>The District will work with Ohio EPA and the local and regional recycling service providers to identify opportunities for additional recycling services for District businesses and institutional entities. These services would not be paid for by the District.</p> <p>Target Audience: Commercial, Industrial, Institutional                      Service Area: District                      Materials Collected: N/A                      Program Operator: District                      Program Paid by: District                      Program Promotion: District                      District Expenses: Budget Line Item 2.A.1</p>
<p>HHW Collection</p>	<p>The District will conduct an annual HHW collection for residents.</p> <p>Target Audience: District Residents                      Service Area: District                      Materials Collected: Paint, Cleaners, Bulbs, Batteries, Propane Cylinders, Pesticides, Insecticides, Aerosols and other HHW                      Program Operator: Contractor                      Program Paid by: District                      Program Promotion: District                      District Expenses: Budget Line Item 2.e.2</p>
<p>Lead Acid Batteries</p>	<p>Lead acid batteries as well as other household batteries are accepted in the District’s HHW program.</p> <p>Target Audience: District Residents                      Service Area: District                      Materials Collected: Lead Acid Batteries                      Program Operator: Contractor                      Program Paid by: District                      Program Promotion: District                      District Expenses: Budget Line Item 2.e.2</p>
<p>Used Oil and Antifreeze</p>	<p>Used oil, antifreeze and other common residential oils are accepted in the District’s HHW program.</p> <p>Target Audience: District Residents                      Service Area: District                      Materials Collected: Used Oil and Antifreeze                      Program Operator: Contractor</p>

Name	Description
	Program Paid by: District Program Promotion: District District Expenses: Budget Line Item 2.e.2
Residential Scrap Tire Voucher Program	The District provides residents with a scrap tire voucher program as described in Appendix H.  Target Audience: District Residents Service Area: District Materials Collected: Scrap Tires Program Operator: Contractor Program Paid by: District Program Promotion: District District Expenses: Budget Line Item 2.e.1
Farm Tire Collection Event	The District will provide an annual collection of scrap tires generated from local Ashland County farms for 2023-2029 then re-access the need for additional collections in the next Plan Update. The District will restructure the user fees charged by tire starting in 2024.  Target Audience: District Residents Service Area: District Materials Collected: Scrap Tires Program Operator: Contractor Program Paid by: District Program Promotion: District District Expenses: Budget Line Item 2.e.5
E-Waste Collection	The District will conduct an annual electronics collection for residents. Additional targeted collections for community government offices, institutions, non-profits and small business may occur based on available budget.  Target Audience: District Residents Service Area: District Materials Collected: TVs, Computers, Printers, Monitors, Computer Support Equipment, Misc Electronics  Program Operator: Contractor Program Paid by: District Program Promotion: District District Expenses: Budget Line Item 2.e.3
Refrigerant Containing Appliance Voucher Program	The District will conduct a refrigerant based appliance voucher program as described in Appendix H.  Target Audience: District Residents Service Area: District Materials Collected: Air conditioners, freezers, refrigerators, dehumidifiers  Program Operator: Contractor Program Paid by: District Program Promotion: District

Name	Description
	District Expenses: Budget Line Item 2.e.4
Non-Refrigerant Appliances	<p>The District does not conduct any special collections for non-refrigerant appliances. The District does provide information on entities and recyclers in the area and region that accept non-refrigerant containing appliances.</p> <p>Target Audience: District            Service Area: District            Materials Collected: Non-Refrigerant Containing Appliances            Program Operator: N/A            Program Paid by: N/A            Program Promotion: District            District Expenses: N/A</p>
Medicine and Prescriptions	<p>The District does not conduct any special collections for medication or prescriptions. The District does provide information on its web site regarding local and regional opportunities to properly manage these materials.</p> <p>Target Audience: District            Service Area: District            Materials Collected: Medicines and Prescriptions            Program Operator: N/A            Program Paid by: N/A            Program Promotion: District            District Expenses: N/A</p>
Data Collection	<p>The District will survey the recyclers and processors of materials that are generated by District the residential and commercial sector including institutions for recycling data annually. The District will also utilize data from Ohio EPA and other third parties.</p> <p>The data collected along with the plan implementation monitoring each year will be used to complete the Annual District Report as required by law.</p> <p>Target Audience: District            Service Area: District            Materials Collected: N/A            Program Operator: N/A            Program Paid by: N/A            Program Promotion: District            District Expenses: Budget Line Item 2.a</p>
District Web Site	<p>The District web site will continue and be updated as needed.</p> <p>Target Audience: District            Service Area: District            Materials Collected: N/A            Program Operator: N/A</p>

Name	Description
	Program Paid by: N/A Program Promotion: District District Expenses: Budget Line Item 2.a
Education and Outreach Program - Adult Education	The District provides educational opportunities for adults throughout the year. This includes: <ul style="list-style-type: none"> <li>• Information on website including recycling and educational content</li> <li>• Conduct presentations as requested based on staff availability</li> <li>• Include special waste topics in presentations whenever requested or possible (HHW, batteries, E-Waste, tires and appliances)</li> <li>• Attend Ashland County Fair with an educational booth</li> </ul> Target Audience: District Adults Service Area: District Materials Collected: N/A Program Operator: District Program Paid by: District Program Promotion: District District Expenses: Budget Line Item 2.a and 2.g.1
Education and Outreach Program – Community Education	The District provides educational opportunities for communities and elected officials throughout the year. This includes: <ul style="list-style-type: none"> <li>• Information on website including recycling and educational content</li> <li>• Conduct presentations as requested based on staff availability</li> <li>• Attend Township Trustee Association meetings when requested</li> <li>• Attend community governing board meetings when requested</li> </ul> Target Audience: District Adults Service Area: District Materials Collected: N/A Program Operator: District Program Paid by: District Program Promotion: District District Expenses: Budget Line Item 2.a and 2.g.1
Education and Outreach Program - School Age Children Education	The District provides educational opportunities for students throughout the school year. This includes: <ul style="list-style-type: none"> <li>• Information on website including recycling and educational content</li> <li>• Conduct presentations and lesson plans to local schools</li> </ul>

Name	Description
	<ul style="list-style-type: none"> <li>Conduct special projects including contests and recycling drives</li> </ul> <p>Target Audience: District Adults                      Service Area: District                      Materials Collected: N/A                      Program Operator: District                      Program Paid by: District                      Program Promotion: District                      District Expenses: Budget Line Item 2.a and 2.g.1</p>
<p>Education and Outreach Program – Advertisement of District Programs</p>	<p>The District has historically advertised in the local newspaper for its special collection events (HHW, Ewaste). This will continue throughout the planning period. Starting in 2024 and ending in 2029, the District will mail to each household in the County a flyer that promotes all programs, special collections dates and locations and other messaging to provide education to District residents. For the next Plan Update that starts in 2028-2029, the District will evaluate this program for its effectiveness to determine if it will continue into the next plan.</p> <p>Target Audience: District Residents                      Service Area: District                      Materials Collected: N/A                      Program Operator: District                      Program Paid by: District                      Program Promotion: District                      District Expenses: Budget Line Item 2.g.2</p>
<p>Ashland County Landfill – Post Closure Care</p>	<p>The Ashland County Landfill was closed in 1997 and entered into post closure care on April 19, 2000. The 30-year post closure care period is scheduled to end on April 19, 2030 or until Ohio EPA releases the post closure care requirement. The District contracts with a consultant to conduct the necessary post closure care requirements including well testing and monitoring, annual report preparation and other activities. The District also contracts with a local farmer to harvest hay from the top of the landfill twice per year. The District may evaluate alternative uses for the landfill during or after the post closure period.</p> <p>Target Audience: N/A                      Service Area: N/A                      Materials Collected: N/A                      Program Operator: Consultant                      Program Paid by: District                      Program Promotion: N/A                      District Expenses: Budget Line Item 2.c</p>

Name	Description
<p>Evaluate Post Closure Care Funding for Closed Ashland County Landfill</p>	<p>The closed Ashland County Landfill is currently under post closure care until April 19, 2030 or when Ohio EPA releases the District from the post closure care requirements. The District reserves the right to remove or keep the funding mechanism or to develop a new revenue source from the landfill, either during or after the post closure care period, as determined by the Board of County Commissioners.</p> <p>Target Audience: N/A                      Service Area: N/A                      Materials Collected: N/A                      Program Operator: District                      Program Paid by: District                      Program Promotion: District                      District Expenses: Budget Line Item 2.c</p>
<p>Evaluate U.S EPA Waste Reduction Model</p>	<p>The District conducted the evaluation as required in Format 4.1 as a part of the Plan Update Process.</p> <p>Target Audience: N/A                      Service Area: District                      Materials Collected: N/A                      Program Operator: District                      Program Paid by: District                      Program Promotion: District                      District Expenses: Budget Line Item 2.A.1</p>
<p>Annual District Report</p>	<p>The District shall complete the EPA Annual District Report annually by June 1<sup>st</sup> of each year.</p> <p>Target Audience: EPA                      Service Area: District                      Materials Collected: N/A                      Program Operator: District                      Program Paid by: District                      Program Promotion: District                      District Expenses: Budget Line Item 2.A.1</p>

**C. Waste Reduction and Recycling Rates**

1. *Residential/Commercial Recycling in the District*

Waste reduction and recycling in the residential/commercial sector is expected to remain stable and growing slightly during the first six years of the planning period based upon the tons collected (see following table).

**Residential/Commercial Waste Reduction and Recycling Rate**

Year	Projected Tons Collected	Residential/ Commercial WRR <sup>1</sup>
2025	13,613	27.04%
2026	13,711	27.31%
2027	13,811	27.55%
2028	13,911	27.79%
2029	14,012	28.04%
2030	14,115	29.18%

<sup>1</sup> "WRR" means waste reduction and recycling rate.

2. *Industrial Recycling in the District*

The District is not tracking or projecting industrial recycling for the Plan Update per changes in the State Plan requirements.

3. *Curbside and Drop-Off Recycling Inventory*

The following tables list the existing curbside and drop-off recycling programs in the District.

**Curbside Recycling Services**

ID#	Community Served	Service Provider	Ongoing Service
NSC1	City of Ashland	City of Ashland	Yes
NSC2	Village of Loudonville	Contract Between the Village of Loudonville and Rumpke	Yes

## Drop-Off Recycling Services

ID#	Name of Drop-Off	Service Provider	Ongoing Service
FTU1	Buehler's Market 1055 Sugarbush Dr. Ashland, OH	District Contract with Kimble	Yes
FTU2	Ashland County Maintenance Facility 1270 Middle Rowsburg Rd. Ashland, OH	District Contract with Kimble	Yes
FTR1	Orange Twp. Garage 930 CR 801 Ashland, OH	District Contract with Kimble	Yes
FTR2	Ashland Co.-West Holmes Career Ctr. (Vermillion Twp.) 1763 SR 60 S Ashland, OH	District Contract with Kimble	Yes
FTR3	Village of Loudonville Wally Road, Loudonville, OH	District Contract with Kimble	Yes
FTR4	Savannah Village Ball Park 56 Bailey St, Savannah, OH	District Contract with Kimble	Yes
FTR5	Troy Twp. Garage 924 US 224, Nova, OH	District Contract with Kimble	Yes
FTR6	Mifflin Twp. Garage 16 Maine St. Mifflin, OH	District Contract with Kimble	Yes
FTR7	Perrysville Fire Dept. SR 39 Perrysville, OH	District Contract with Kimble	Yes
FTR8	Cinnamon Lake CR 620 Jackson, OH	District Contract with Kimble	Yes
FTR9	Lake Twp. Garage 2499 CR 3374 Loudonville, OH	District Contract with Kimble	Yes
FTR10	Polk Village Sewer Plant W Congress St. Polk, OH	District Contract with Kimble	Yes
FTR11	Sullivan Township 245 Twp. Hwy. 501 Sullivan, OH	District Contract with Kimble	Yes
FTR12	Mohican Twp. Garage 2008 SR 89 Jeromesville, OH	District Contract with Kimble	Yes
FTR13	Rowsburg Community Ctr 199 US 250, Polk, OH	District Contract with Kimble	Yes
FTU1	Buehler's Market 1055 Sugarbush Dr. Ashland, OH	District Contract with Kimble	Yes



<b>ID#</b>	<b>Name of Drop-Off</b>	<b>Service Provider</b>	<b>Ongoing Service</b>
FTU2	Ashland County Maintenance Facility 1270 Middle Rowsburg Rd. Ashland, OH	District Contract with Kimble	Yes
FTR1	Orange Twp. Garage 930 CR 801 Ashland, OH	District Contract with Kimble	Yes
FTR2	Ashland Co.-West Holmes Career Ctr. (Vermillion Twp.) 1763 SR 60 S Ashland, OH	District Contract with Kimble	Yes
FTR3	Village of Loudonville Wally Road, Loudonville, OH	District Contract with Kimble	Yes
FTR4	Savannah Village Ball Park 56 Bailey St, Savannah, OH	District Contract with Kimble	Yes
FTR5	Troy Twp. Garage 924 US 224, Nova, OH	District Contract with Kimble	Yes
FTR6	Mifflin Twp. Garage 16 Maine St. Mifflin, OH	District Contract with Kimble	Yes
FTR7	Perrysville Fire Dept. SR 39 Perrysville, OH	District Contract with Kimble	Yes
FTR8	Cinnamon Lake CR 620 Jackson, OH	District Contract with Kimble	Yes
FTR9	Lake Twp. Garage 2499 CR 3374 Loudonville, OH	District Contract with Kimble	Yes
FTR10	Polk Village Sewer Plant W Congress St. Polk, OH	District Contract with Kimble	Yes
FTR11	Sullivan Township 245 Twp. Hwy. 501 Sullivan, OH	District Contract with Kimble	Yes
FTR12	Mohican Twp. Garage 2008 SR 89 Jeromesville, OH	District Contract with Kimble	Yes
FTR13	Rowsburg Community Ctr 199 US 250, Polk, OH	District Contract with Kimble	Yes

## CHAPTER 6. Budget

Ohio Revised Code Section 3734.53(B) requires a solid waste management plan to present a budget. This budget accounts for how the SWMD will obtain money to pay for operating the SWMD programs and how the SWMD will spend that money. For revenue, the solid waste management plan identifies the sources of funding the SWMD will use to implement its approved solid waste management plan. The plan also provides estimates of how much revenue the SWMD expects to receive from each source. For expenses, the solid waste management plan identifies the programs the SWMD intends to fund during the planning period and estimates how much the SWMD will spend on each program. The plan must also demonstrate that planned expenses will be made in accordance with the ten allowable uses that are prescribed in ORC Section 3734.57(G).

Ultimately, the solid waste management plan must demonstrate that the SWMD will have adequate money to implement the approved solid waste management plan. The plan does this by providing annual projections for revenues, expenses, and cash balances.

If projections show that the SWMD will not have enough money to pay for all planned expenses, or if the SWMD has reason to believe that uncertain circumstances could change its future financial position, then the plan must demonstrate how the SWMD will balance its budget. This can be done by increasing revenues, decreasing expenses, or some combination of both.

This Chapter of the solid waste management plan provides an overview of the SWMD's budget. Detailed information about the budget and District budget policies are provided in Appendix O.

### **A. Overview of the District's Budget**

---

During the 2021 reference year, the District's overall revenue was \$658,514. In the first year of the planning period (2025), revenue is projected to be \$490,997. Revenue is projected to decline annually with a projected revenue of \$490k to \$382k throughout the planning period. Current revenue is generated through contract fees/rate and charges through designation, grants, user fees and miscellaneous revenue.

Projected expenditures were developed based on the programmatic needs identified in Appendix H, I, and L. During the first six years of the planning period, annual expenditures range from approximately \$496k to \$478k. Based on projections, the District will have enough incoming revenue along with fund balance revenues to finance the implementation of the programs and initiatives described throughout this Plan Update. The District is projected to begin the planning period in 2025 with a carryover balance of approximately \$1.1 million and end the planning period with a carryover balance of approximately \$1 million.

## **B. Revenue**

---

### **Overview of How Solid Waste Management Districts Earn Revenue**

There are several mechanisms SWMDs can use to raise the revenue necessary to finance their solid waste management plans. Two of the most commonly used mechanisms are tipping fees and generation fees.

Before a SWMD can collect a generation or tipping fee it must first obtain approval from local communities through a ratification process. Ratification allows communities in the SWMD to vote on whether they support levying the proposed fee.

### **Disposal Fees (See Ohio Revised Code Section 3734.57(B))**

Disposal fees are collected on each ton of solid waste that is disposed at landfills in the levying SWMD. There are three components, or tiers, to the fee. The tiers correspond to where waste came from – in-district, out-of-district, and out-of-state. In-district waste is solid waste generated by counties within the SWMD and disposed at landfills in that SWMD. Out-of-district waste is solid waste generated in Ohio counties that are not part of the SWMD and disposed at landfills in the SWMD. Out-of-state waste is solid waste generated in other states and disposed at landfills in the SWMD.

Ohio's law prescribes the following limits on disposal fees:

- The in-district fee must be at least \$1.00 and no more than \$2.00;
- The out-of-district fee must be at least \$2.00 and no more than \$4.00; and
- The out-of-state fee must be equal to the in-district fee.

### **Generation Fees (see Ohio Revised Code Section 3734.573)**

Generation Fees are collected on each ton of solid waste that is generated within the levying SWMD and accepted at either a transfer facility or landfill located in Ohio. The fee is collected at the first facility that accepts the SWMD's waste. There are no minimum or maximum limits on the per ton amount for generation fees.

### **Rates and Charges (see Ohio Revised Code Section 343.08)**

The Board of County Commissioners or Directors can collect money for a SWMD through what are called rates and charges. The Board can require anyone that receives solid waste services from the SWMD to pay for those services.

**Contracts (see Ohio Revised Code Sections 343.02 and 343.03)**

The Board of County Commissioners can enter into contracts with owners/operators of solid waste facilities or transporters of solid waste to collect generation or disposal fees on behalf of a SWMD.

**Other Sources of Revenue**

There are a variety of other sources that SWMDs can use to earn revenue. Some of these sources include:

- Revenue from the sale of recyclable materials;
- User fees (such as fees charged to participate in scrap tire and appliance collections);
- County contributions (such as from the general revenue fund or revenues from publicly-operated solid waste facilities (i.e. landfills, transfer facilities));
- Interest earned on cash balances;
- Grants;
- Debt; and
- Bonds.

The following summarizes the actual funding sources for the District:

**Disposal Fees**

The District does not have disposal fees.

**Generation Fees**

The District does not have a generation fee.

**Contract Fees Through Designation**

The District has designated solid waste facilities pursuant to ORC 343.014 and has entered into contracts with designated facilities pursuant to which the District currently receives a Contract Fee for solid waste generated in the District and received at the designated facility. The per ton contract fee in 2021 was \$8.00 for District expenses (Fund# 151).

Appendix P contains a sample of a uniform designation agreement used for all designated facilities. The District shall renegotiate all Designation Agreements as necessary to ensure continued transfer and disposal capacity and funding to implement the Plan.

## **Rates & Charge Contract Fees Through Designation**

Pursuant to ORC 343.08(C), the District has entered into contracts with designated facilities to which the District currently receives a Rate and Charge fee for solid waste generated in the District and received at the designated facility. The per ton Rate and Charge fee in 2021 was \$3.00 for (Fund# 133) for the post closure care of the Ashland County Landfill (ACL).

Appendix P contains a sample of a uniform designation agreement used for all designated facilities. The District shall renegotiate all Designation Agreements as necessary to ensure continued transfer and disposal capacity and funding to conduct the post closure care of the ACL.

## **Other Sources of Revenue**

Other sources of revenue include:

### **a. Grants**

The District received a variety of grants from Ohio EPA and from the Ashland County Health Department from 2022-2023 (\$24,013 and \$72,806). Ohio EPA's grants are competitive and not guaranteed; therefore, the District is not projecting grant revenue during the planning period.

### **b. Farm Tire User Fees**

The District charged a per tire fee for the 2022 Farm Tire Collection event as required by the grant that partially funded the project from Ohio EPA. In 2023, the District will also charge the same fee of \$1.00/acceptable tire for this event. Starting in 2024 through 2029, the District will utilize a scaled price per acceptable tire based on tire type for the Farm Tire Collection.

### **c. Miscellaneous**

Miscellaneous revenue represents miscellaneous sources of revenue such as donations, equipment sale or other sources from 2021 to 2022, miscellaneous revenue ranged from a low of \$11,555 to \$141,611 and was mainly from the sale of equipment from the Ashland County Recycling Center. The District is not projecting any miscellaneous revenue from 2023 through 2039.

**Summary of Revenue**

The following table presents the District’s total revenue by source for the 2019 reference year and the first six years of the Plan (2025 to 2030).

**Table 6-1. Summary of Revenue**

Year	Contract Fees	Other Revenue			Total Revenue
		Grants	User Fees	Miscellaneous	
<b>Reference Year</b>					
<b>2021</b>	\$517,903	\$0	\$0	\$140,611	\$658,514
<b>Planning Period</b>					
<b>2025</b>	\$476,997	\$0	\$14,000	\$0	\$490,997
<b>2026</b>	\$474,993	\$0	\$14,000	\$0	\$488,993
<b>2027</b>	\$473,558	\$0	\$12,300	\$0	\$485,858
<b>2028</b>	\$472,126	\$0	\$12,300	\$0	\$484,426
<b>2029</b>	\$470,698	\$0	\$12,300	\$0	\$482,998
<b>2030</b>	\$469,839	\$0	\$0	\$0	\$469,839

**C. Expenses**

**Overview of How Solid Waste Management Districts Spend Money**

Ohio’s law authorizes SWMDs to spend revenue on 10 specified purposes (often referred to as the 10 allowable uses). All the uses are directly related to managing solid waste or for dealing with the effects of hosting a solid waste facility. The 10 uses are as follows:

1. Preparing, monitoring, and reviewing implementation of a solid waste management plan.
2. Implementing the approved solid waste management plan.
3. Financial assistance to approved boards of health to enforce Ohio’s solid waste laws and regulations.
4. Financial assistance to counties for the added costs of hosting a solid waste facility.
5. Sampling public or private wells on properties adjacent to a solid waste facility.
6. Inspecting solid wastes generated outside of Ohio and disposed within the SWMD.
7. Financial assistance to boards of health for enforcing open burning and open dumping laws, and to law enforcement agencies for enforcing anti-littering laws and ordinances.

8. Financial assistance to approved boards of health for operator certification training.
9. Financial assistance to municipal corporations and townships for the added costs of hosting a solid waste facility that is not a landfill.
10. Financial assistance to communities adjacent to and affected by a publicly-owned landfill when those communities are not located within the SWMD or do not host the landfill.

In most cases, most of a SWMD’s budget is used to implement the approved solid waste management plan (allowable use 2). There are many types of expenses that a solid waste management district incurs to implement a solid waste management plan. Examples include:

- Salaries and benefits;
- Purchasing and operating equipment (such as collection vehicles and drop-off containers);
- Operating facilities (such as recycling centers, solid waste transfer facilities, and composting facilities);
- Offering collection programs (such as for yard waste, HHW, and scrap tires);
- Providing outreach and education;
- Providing services (such as curbside recycling services); and
- Paying for community clean-up programs.

**Table 6-2** presents a summary of expenses for the 2021 reference year and for the first six years of the planning period (2025 to 2030) broken into specific expense categories.

**Table 6-2. Summary of Expenses**

Expense Category	Year						
	Reference	Planning Period					
	2021	2025	2026	2027	2028	2029	2030
Plan Preparation/ Monitoring	\$44,750	\$0	\$0	\$0	\$0	\$0	\$0
Direct Admin.	\$30,395	\$80,649	\$82,197	\$83,776	\$85,387	\$87,030	\$87,030
Recycling Drop-Off Program	\$74,890	\$161,802	\$163,420	\$165,054	\$166,705	\$168,372	\$168,372
Special Collections	\$45,008	\$107,306	\$108,941	\$110,602	\$112,292	\$114,010	\$82,283
Education/ Awareness	\$21,816	\$42,193	\$42,797	\$43,413	\$44,041	\$44,682	\$36,282

Expense Category	Year						
	Reference	Planning Period					
	2021	2025	2026	2027	2028	2029	2030
Health Department Financial Assistance	\$12,500	\$5,000	\$5,000	\$5,000	\$5,000	\$5,000	\$5,000
Landfill Post Closure	\$77,580	\$100,000	\$100,000	\$100,000	\$100,000	\$100,000	\$100,000
MRF Operation	\$63,592	\$0	\$0	\$0	\$0	\$0	\$0
<b>Total Expenses</b>	<b>\$370,532</b>	<b>\$496,950</b>	<b>\$502,355</b>	<b>\$507,846</b>	<b>\$513,425</b>	<b>\$519,094</b>	<b>\$478,967</b>

Source(s) of information: Plan Table O-7.

Expense categories in **Table 6-2** include the following:

***Plan Preparation and Monitoring***

**Plan Preparation** – The District prepares its own Plan Update and is not reliant on a consultant as was the case for the last Plan Update. Therefore, no expenses are presented for this line item throughout the Planning Period. The cost of plan preparation is covered under District administration.

**Plan Monitoring** – The 2021 and 2022 budget included actual expenses related to the District consultant for plan implementation, plan monitoring and ADR preparation. Starting in mid-2022, the District terminated its consulting contract and relies on its District Coordinator for all plan implementation and monitoring expenses. The cost of plan implementation and monitoring is covered under District administration.

The District does not incur any expenses related to the ADR as any surveying conducted is done electronically.

***Plan Implementation***

**District Administration**

**Personnel** – Budget includes expenditures for the District Coordinator’s salary. Expenditures are projected to increase 2.0% annually based on historic trends and District practices. This line item also included plan implementation tasks, technical assistance and other activities as indicated in Appendix I implementation schedule. The District did increase the District’s Coordinator’s salary by 3% from 2022 to



2023 and 4% for 2023 to 2024. This is in part because of the higher inflation in the economy during this time period.

**Office Overhead** – Budget includes expenditures for OPERS, workers' compensation and Medicare. Since the District Coordinator is part-time, no medical or life insurance expenses are incurred. Expenditures are projected to increase by 2% to 2030 and then remain constant to the end of the planning period.

**Other** – Budget includes expenditures for travel, memberships, supplies and miscellaneous expenses. The budget remains constant throughout the planning period.

**Landfill Post-Closure Care** – Budget includes the expenditures necessary to cover the required post-closure care of the Ashland County Landfill. These expenses include consulting, supplies, laboratory analysis, quarterly reports, annual reports and any special projects related to compliance and post-closure care. This expense is projected to end in 2030 but is contingent on Ohio EPA releasing the District from the post-closure care requirements. The dollar amount budgeted is based on historical expenditures that have remained consistent throughout the years.

### **Recycling Collection**

**Drop-off** – Expenses related to the private contract to operate the District's recycling drop-off program. This expenditure is projected to increase by 1% to 2029 and then remain constant to the end of the planning period.

The District is budgeting expenses in 2031 and 2032 for potential upgrades, repairs or replacements to the recycle containers owned by the District. The District will own 56 recycle containers by the end of the first contract (2026). Each recycle container is 8 cubic yards in size and is designed for front load packer truck service. The expense could be for repairs to existing containers and or to replace containers. The containers would be in service for 10 years by 2031 and are expected to need attention and upgrades by this time frame. The District budgeted \$500 per recycle container for repairs/replacement and divided the number of containers repaired or replaced for 2031 at 28 containers and for 2032 at 28 containers. Actual repair and or replacement costs will be evaluated for the next plan update.

The District will also conduct spot painting of the containers for minor rust and wear and tear from 2023 to throughout the planning period.

### **Special Collections**

**Tire Collection** – The cost of operating the scrap tire voucher program and contractor costs from the District's tire processing partners. The District pays a fee

per tire for every acceptable tire used in the voucher program. The cost per tire depends on the size of tire and which partner the tire was delivered. In addition, the District pays for illegally dumped tires collected by communities in the District on a case by case basis. Costs are projected to increase annually at a rate of 1% from 2024 to 2029 then remain constant throughout the rest of the planning period.

**HHW Collection** –The cost of operating the District’s county-wide household hazardous waste collection program. The District has a contract with an HHW contractor through 2024 with the option to renew for an additional two years to 2026. Depending on the initiation of the optional years, the District may send out another request for proposals (RFP) for HHW services in either 2024 or 2026. Costs are projected to increase annually by 2% from 2024 – 2029 then remain constant for the rest of the planning period.

**Electronics Collection** – The cost of operating the District’s county-wide electronic waste and TV collection program. The District has a contract with an R-2 Certified electronic waste contractor through 2022 with the option to renew for an additional three years to 2025. Depending on the initiation of the optional years, the District will send out another request for proposals (RFP) for electronic waste services in either 2023, 2024 or 2025. Costs are projected to increase annually by 2% from 2024 – 2029 then remain constant for the rest of the planning period.

**Freon Appliance Voucher Program** – The cost of operating the freon containing appliance voucher program and contractor costs from the District’s freon appliance processing partners. The District pays a fee per freon containing appliance for every acceptable freon containing appliance used in the voucher program. The cost per freon containing appliance is based on a memorandum of understanding and which partner the freon containing appliance was delivered. Costs are projected to increase annually by 1% from 2024 – 2029 then remain constant for the rest of the planning period.

**Other Collection Drives (Farm Tire)** - The cost of operating the District’s county-wide farm tire collection program. The District has a contract with a tire recycler through 2023. For 2024 through 2030, the District will either renew the existing contract or prepare a new RFP for farm tire collection and processing services. The District applied for a grant from Ohio EPA for the 2022 farm tire event and was awarded the funds. The District also applied for funds for the 2023 farm tire event and was also awarded the funding. For 2024 – 2029, the District projects a declining cost per year for the event based on anticipated tires accepted. The District will reevaluate continuing this program after 2029 based on how the collections went from 2023-2029 in the next plan update process which begins in 2029.

## Education/Awareness

**Education Staff** – The District has a contract that is renewed each year with an environmental educator to conduct school presentations, tours, fair booth development and contests. Costs are projected to increase annually by 2% from 2024 – 2029 then remain constant for the rest of the planning period.

**Advertisement/Promotion** – The District historically budgets \$3,000 to \$5,000 annually to conduct newspaper advertisements for the special collection events (HHW and Electronics/TVs). Starting in 2024, the District will continue the advertisements listed above as well as an annual mailer to all households in the county that summarizes the programs and events occurring for the calendar year. This special mailing will occur from 2024 – 2029 and then be reevaluated in the next plan update for 2030 and beyond.

**General Market Development Activities** - The District applied for a Community Development grant from Ohio EPA in 2022 for implementation from July 1, 2022 to June 30, 2023. The grant was a combination grant for conducting an education campaign and a farm tire event. Expenses and revenue from this grant traversed the 2022 and 2023 calendar years as depicted in the Plan Update budget. The District also applied for a Community Development grant in 2023 for another Farm Tire Collection with revenue and expenses occurring in 2023 only. This grant was awarded to the District and is included in this Plan Update. Future grant applications are not projected as these grants are very competitive and may not be awarded.

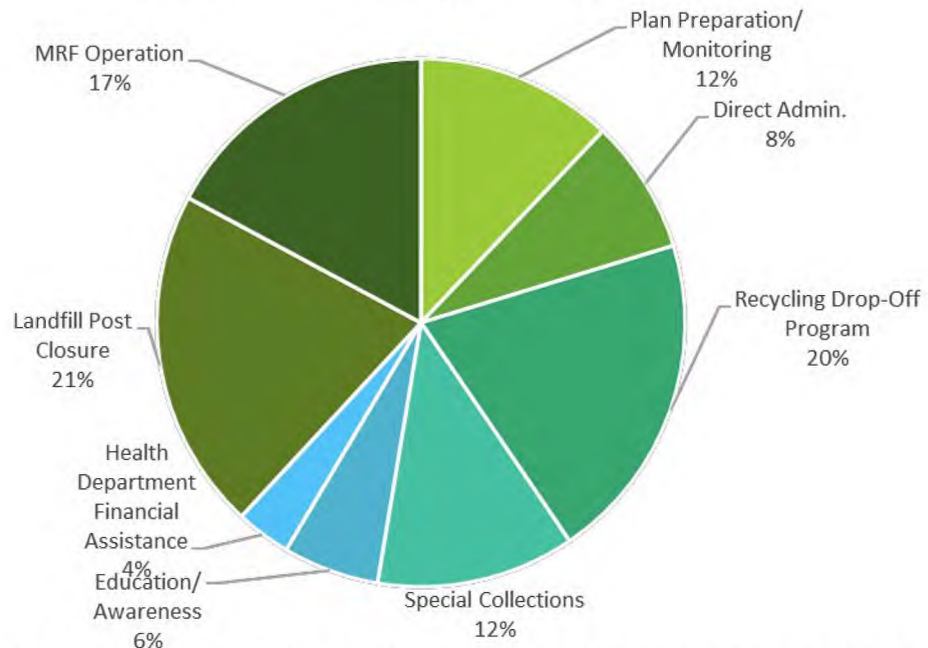
## Other

This line item includes expenses related to general plan implementation. The District budgets for other expenses in support of contract services and or general plan implementation. For 2025, the District projects \$3,700 and continues this flat expense throughout the planning period.

**Health Department Enforcement** - In 2021, funding was provided to the Ohio EPA-approved Ashland County Health Department for a total of \$12,500 for solid waste enforcement. This included additional funding to operate the scrap tire voucher program in 2021. Beginning in 2022, the District took over the management of the scrap tire voucher program. A total of \$5,000/year is projected to fund solid waste enforcement by the Ashland County Health Department throughout the planning period.

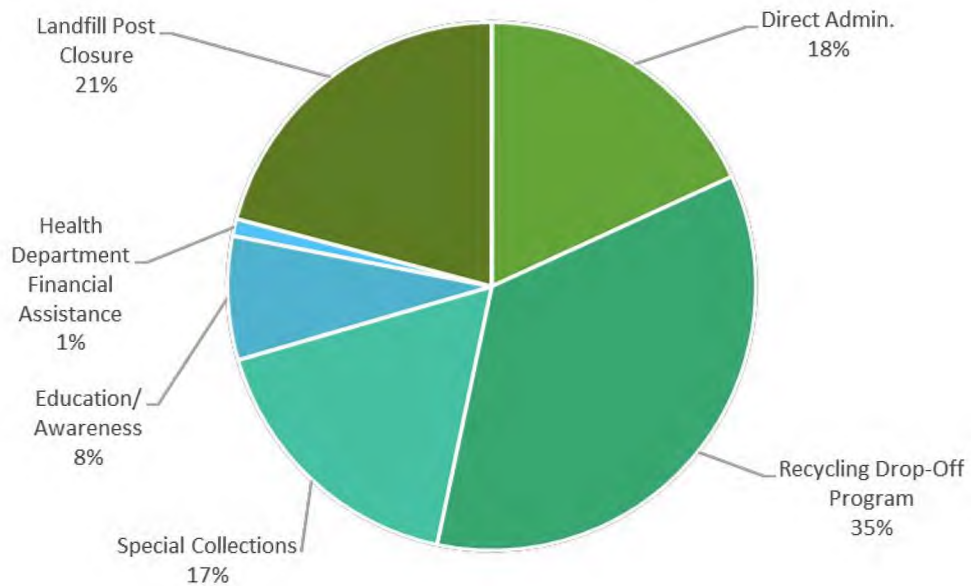
The following figure presents the distribution of expenses by category for the 2021 reference year. The top three expenditure categories include Landfill Post Closure Care (21%). Recycling Drop-Off Program (20%) and MRF operation (17%).

**2021 Distribution of Expenses by Category**



Throughout the first six years of the planning period, the distribution of expenses among categories remains nearly the same. In 2030, the sixth year of the planning period, the top three expense categories include Recycling Collection (35%), Landfill Post Closure Care (21%) and District Administration (18%).

**2030 Distribution of Expenses by Category**



**D. Budget Summary**

---

Table 6-3 presents a summary of the budget for the 2021 reference year and the first six years of the planning period (2025 to 2030). The summary includes revenue, expenditures, net balance, and year-end fund balance. Revenue remains consistent at 1.8 to 1.9 million; expenses fluctuate from \$1.8 to \$1.9 million annually. The District’s ending balance during the first six years of the planning period ranges from a low of \$2.5 million in 2029 to a high of \$2.8 Million in 2019. Funding should be available to operate the programs outlined throughout this Plan.

**Table 6-3. Budget Summary**

Year	Revenue	Expenses	Net Difference	Ending Balance
<b>Reference Year</b>				
<b>2021</b>	\$658,514	\$378,096	\$280,418	\$1,079,613
<b>Planning Period</b>				
<b>2025</b>	\$490,997	\$500,650	(\$9,653)	\$1,196,973
<b>2026</b>	\$488,993	\$506,055	(\$17,061)	\$1,179,912
<b>2027</b>	\$485,858	\$511,546	(\$25,688)	\$1,154,224
<b>2028</b>	\$484,426	\$517,125	(\$32,699)	\$1,121,525
<b>2029</b>	\$482,998	\$522,794	(\$39,796)	\$1,081,730
<b>2030</b>	\$469,839	\$482,667	(\$12,828)	\$1,068,902



## **APPENDIX A**

REFERENCE YEAR, PLANNING PERIOD,  
GOAL STATEMENT, MATERIAL CHANGE  
IN CIRCUMSTANCES, EXPLANATIONS  
OF DIFFERENCES IN DATA



## **APPENDIX A. Reference Year, Planning Period, Goal Statement, Material Change in Circumstances, Explanations of Differences in Data**

### **A. Reference Year**

The reference year for this Solid Waste Management Plan is: **2021**

### **B. Planning Period (first and last years)**

The planning period for this Solid Waste Management Plan is: **2025 to 2039**

### **C. Goal Statement**

The SWMD will achieve the following Goal(s): **Goal 1**

### **D. Material Change in Circumstances/Contingencies**

The Ashland County Board of County Commissioners, acting as the Solid Waste Management District's Board of Directors, may determine at any time that "...circumstances have materially changed from those addressed in the approved initial or amended Plan of the District..." [ORC Section 3734.56(D)]. To make this determination, the Board shall consider the following criteria as valid reason(s) for the submittal of an amended Plan:

1. Significant change(s) in waste generation, including the increase or decrease of industrial waste generation, commercial waste generation, and/or residential waste generation.

The primary factor toward determination of a "significant change" is a waste generation variance of +/- of 10% from projected levels listed in this Plan, if this variance adversely affects Plan implementation. This could include the loss of significant levels of revenues, due to a decrease in solid waste disposal, causing a shortfall in District revenues that may alter or affect Plan implementation. This also could include the District running a negative balance for two consecutive years.

2. Significant change in the availability of capacity, causing a capacity shortfall prior to the next planned five-year update of the District Plan.

The primary factor toward determination of a "significant change" could include the solid waste disposal and recycling capacity available is limited to three years or less, and the itemized contingencies are not deemed suitable for the situation.

3. Significant change regarding waste reduction and/or recycling strategies, limiting the ability of the District to honor the reduction goals itemized in the State Plan.

One factor that could determine a “significant change” is a 10 percent (or greater) reduction in the Per Capita Waste Reduction Rate (PCWR), as calculated in the District’s Annual District Report (ADR) submitted each June to Ohio EPA. Additionally, another factor that could determine a “significant change” is a change in, or loss of, recycling programs that results in a 10 percent (or greater) reduction in the population that has access to recycling opportunities.

4. Significant change in the availability of revenues for Plan implementation.

The primary factor toward determination of a “significant change” is a 10 percent (or greater) reduction in received revenues from the annual projected revenues of this Plan, should this reduction adversely affect Plan implementation, or in the event that it is determined that contingencies available in the future do not adequately suffice when the reduction in revenues is greater than 10 percent. These factors will be reviewed each year at a minimum upon preparation of the Annual District Report.

5. Significant change in the procedures to be followed for Plan implementation.

The primary factor toward determination of a “significant change” shall be the adverse significant variance from planned procedures for Plan implementation as stated by the Policy Committee, through a formal vote presented to the Board of County Commissioners.

6. Significant change in the timetable for implementation of programs and/or activities.

The primary factor toward determination of a “significant change” shall be the adverse significant variance from the planned implementation timetable as stated by the Policy Committee, through a formal vote presented to the Board of County Commissioners.

The Solid Waste Management District Office will monitor possible significant changes which could cause a material change in circumstances. In many instances, this monitoring will be ongoing and continuous as many of the items listed as possible causes of a significant change can occur at any time during the year and would need to be addressed as quickly as possible. The Annual Ohio Facility Data Report (or other information available from Ohio EPA) will be used to analyze remaining capacity at facilities used by the District on an annual basis.



The District Board of County Commissioners will determine if a material change in circumstance has occurred once all other management, budgeting and programmatic adjustments have been made to avert a material change in circumstances. Only at this point will a material change in circumstances decision be made by the Board of County Commissioners. The Board of County Commissioners may determine that a material change in circumstances has not occurred even if some of the trigger points listed in this policy have occurred. The final decision as to whether a material change in circumstances will be made after considering all factors.

Within 60 days of determining that there may be a significant change in circumstances the Solid Waste District Office shall present the information to the Board of County Commissioners as Directors of the Solid Waste District to review the Plan. In addition, the Policy Committee may present information to the Board of Directors concerning possible significant changes that might require a Plan update or revision.

The Committee will consider any such information and will, by formal vote, forward conclusions and recommendations to the Board of Directors for final determination. The Board of Directors will review all information and recommendations and will take final action if they determine a significant change has occurred, and will direct the Policy Committee to proceed within 180 days with a Plan amendment or revision according to the required statutory procedures.

**E. Explanations of differences between data previously reported and data used in the solid waste management plan.**

**1. Differences in quantities of materials recovered between the annual district report and the solid waste management plan.**

There were no data differences in the 2021 ADR versus what was used in this Plan Update.

**2. Differences in financial information reported in quarterly fee reports and the financial data used in the solid waste management plan.**

The District adjusted its revenue and expenses for 2021 to include the contract fee through designation revenue and expenses related to the post closure care of the Ashland County Landfill. These changes were conducted prior to this Plan Update being submitted to Ohio EPA so there should be no differences in the revenue and expenses in the revised fee reports.



**APPENDIX B**

**RECYCLING INFRASTRUCTURE  
INVENTORY**



**APPENDIX B. Recycling Infrastructure Inventory**

This Appendix provides a review of the recycling infrastructure available in the 2021 reference year, which includes curbside recycling programs, drop-off recycling sites and other opportunities to recycle, collection service providers, and compost facilities/activities.

**A. Inventory of Residential Recycling Infrastructure Available in the Reference Year**

**Table B-1a and B1b. Inventory of Curbside Recycling Services Available in the Reference Year**

County	ID #	Name of Curbside Service	Type of Curbside		How Service is Provided	Pick-Up	Materials Collected <sup>(1)</sup>	Type of Collection	PAYT	Tons
			NS	S					✓	
Ashland	NSC1	City of Ashland	✓		City Sanitation Dept.	Weekly	N, Mg, B, Mp, Cc, Ac, Sc, #1-#2 PI, Ph	Dual stream, manual		612
Ashland	NSC2	Village of Loudonville	✓		Contract between Village and Rumpke	Weekly	PI, GI, Ac, Sc, Cc, Op, Mp, N, Mg, B, As	Single stream, manual		210
<b>Totals</b>										<b>822</b>

<sup>1</sup> Mg = Magazines, Mp = Mixed Paper, N = Newspaper, Cc = Corrugated Cardboard, As = Aseptic Containers, GI = Glass Bottles, PI = Plastic Bottles and Jugs, Ac = Aluminum Cans, Sc = Steel Cans, Ph = Phone Books, NS = Non-Subscription, S = Subscription, PAYT = Pay-As-You-Throw

Both curbside recycling programs listed above are expected to continue throughout the planning period.

The following table summarizes the number of curbside recycling programs and the tons recycled by the programs:

**Total Number of Curbside Programs and Total Quantity**

County	Total # of Non-Subscription Curbside Programs	Total # of Subscription Curbside Programs	Total Tons from all Curbside Programs
Ashland	2	0	822

In 2021, there were two non-subscription curbside recycling programs operated in the City of Ashland and the Village of Loudonville. A total of 822 tons of curbside

recycling was collected from two curbside recycling programs in the District during 2021.

### City of Ashland Curbside Program Description

The City provides trash and recycling curbside services to all residents in the City each week. The curbside recycling program accepts the following materials:

- Newspaper – Put in paper bags or tie in bundles, ad slicks can stay in newspapers.
- Magazines – Same as newspaper.
- Books (soft & hard back) – Same as newspaper.
- Misc. Paper/shredded paper – Put in paper or plastic grocery bags or clear or blue trash bags.
- Non-corrugated cardboard/boxboard/cereal boxes/Christmas clothing boxes/12 – 24 pack beverage containers – Flatten and tie in bundles or flatten and put inside other same type cardboard containers.
- Corrugated cardboard – Flatten and tie in bundles or flatten and put inside other same type cardboard containers.
- Aluminum/steel/tin cans & plastic containers may all go in the same bag.
- Rinse out food cans & drain, cans may be crushed to save space but not necessary.
- Aerosol cans may be included if empty.
- Milk jugs, water jugs, detergent, bleach & fabric softener bottles, 5 gal. buckets, with recycling code #2 on the bottom, and soda & water bottles with recycling code #1 on bottom.
- Plastic grocery bags/shrink & stretch film – No garbage or trash bags, no glossy finish bags – flat finish-see through type only. Bag & tie.

**ASHLAND Recycles RIGHT**

How can you help? Recycling your waste materials properly not only helps the environment, but also maximizes your city tax dollars. Here are the City of Ashland's recycling guidelines:

Acceptable Materials	Common Contaminants
<p>Items the City of Ashland accepts and how to prepare them:</p> <p><b>PLEASE SEPARATE DIFFERENT CATEGORIES OF ITEMS</b></p> <p><b>NEWSPAPER</b> Place in paper bags or tie in bundles, ad slicks can stay in newspapers</p> <p><b>MAGAZINES/BOOKS</b> Place in paper bags or tie in bundles</p> <p><b>OFFICE PAPER/MAIL</b> Place in paper bags or tie in bundles</p> <p><b>SHREDDED PAPER</b> Place in paper or plastic grocery bags or clear or blue trash bags</p> <p><b>NON-CORRUGATED CARDBOARD/BOXES</b> Flatten and tie in bundles or flatten and place inside other same-type cardboard containers</p> <p><b>ALUMINUM/STEEL/TIN CANS &amp; PLASTIC</b> Place these items in a clear, see-through bag and tie</p> <ul style="list-style-type: none"> <li>• Rinse out food cans and drain</li> <li>• Aerosol cans may be included if empty</li> <li>• Only #1 and #2 plastics are accepted</li> <li>• Milk jugs, water jugs, detergent, bleach and fabric softener bottles, 5 gal. buckets with code #2 on the bottom, soda and water bottles with code #1 on the bottom are all accepted. Labels and rings do not need to be removed</li> <li>• Some plastic containers do not have a # on the bottom, <b>these are recyclable</b></li> </ul>	<p>Contaminants that should NOT be included with your recycling:</p> <p><b>TRASH</b></p> <p><b>FOOD</b></p> <p>USED PAPER TOWELS, PLATES, TOILET PAPER</p> <p>USED DIAPERS, FECES, FEMININE PRODUCTS</p> <p>STYROFOAM</p> <p>PLASTIC BAGS, BUBBLE WRAP</p> <p><b>UNWANTED PLASTICS</b> #3, #4, #5, #6, #7 plastics: cottage cheese, yogurt, plastic ice containers, oil containers, plastic tin, and others</p>

**GLASS DROP-OFF**  
The City of Ashland does not pick up curbside glass items; however, glass items can be dropped off at 1674 Cleveland Avenue

- All colors of glass jars and bottles are accepted
- All food containers must be rinsed; labels do not need to be removed
- Caps and lids are to be removed and recycled in appropriate containers
- Light bulbs, mirror glass, window glass, ceramic, crystal, drinking jugs, and smoking glasses cannot be recycled at this time

**Your actions make a difference!**

- Glass - the City does not do curbside pickup for glass but, glass recycling is now available at a drop off area at 1674 Cleveland Ave. The City accepts all colors glass jars and bottles, clear, green, brown, blue. Glass food containers and beer and wine bottles are also accepted.

**Village of Loudonville Curbside Program Description**

The Village provides trash and recycling curbside services to all residents in the City each week under a contract with Rumpke. The curbside recycling program operates under the following criteria:

- Weekly collection of recyclables
- Acceptance of the following materials: aluminum cans and articles, bi-metal cans, glass containers, plastic beverage containers, computer printout paper, computer tab cards, office paper, steel cans, newspaper print and corrugate cardboard

**Table B-2a-c. Inventory of Drop-off Sites Available in the Reference Year**

ID#	Name of Site	City/ Township	Urban		Rural		How Service is Provided	Open to Public	Materials Accepted (1)	Access Credit	Tons Collected
			FT	PT	FT	PT					
FTU1	Buehler's Market 1055 Sugarbush Dr. Ashland, OH	Ashland	✓				District Contract with Kimble	24/7	N, Mg, B, Mp, Cc, Al, Sc, #1-#2 PI, Ph, PC	No	N/A
FTU2	Ashland County Maintenance Facility 1270 Middle Rowsburg Rd. Ashland, OH	Ashland	✓				District Contract with Kimble	24/7	N, Mg, B, Mp, Cc, Al, Sc, #1-#2 PI, Ph, PC	No	N/A
FTR1	Orange Twp. Garage 930 CR 801 Ashland, OH	Orange Twp			✓		District Contract with Kimble	24/7	N, Mg, B, Mp, Cc, Al, Sc, #1-#2 PI, Ph, PC	Yes	N/A
FTR2	Ashland Co.-West Holmes Career Ctr. (Vermillion Twp.) 1763 SR 60 S Ashland, OH	Vermillion Twp			✓		District Contract with Kimble	24/7	N, Mg, B, Mp, Cc, Al, Sc, #1-#2 PI, Ph, PC,	Yes	N/A
FTR3	Village of Loudonville Wally Road, Loudonville, OH	Hanover Twp			✓		District Contract with Kimble	24/7	N, Mg, B, Mp, Cc, Al, Sc, #1-#2 PI, Ph, PC	No	N/A
FTR4	Savannah Village Ball Park 56 Bailey St, Savannah, OH	Clear Creek Twp			✓		District Contract with Kimble	24/7	N, Mg, B, Mp, Cc, Al, Sc, #1-#2 PI, Ph, PC,	Yes	N/A
FTR5	Troy Twp. Garage 924 US 224, Nova, OH	Troy Twp			✓		District Contract with Kimble	24/7	N, Mg, B, Mp, Cc, Al, Sc, #1-#2 PI, Ph, PC	Yes	N/A

ID#	Name of Site	City/ Township	Urban		Rural		How Service is Provided	Open to Public	Materials Accepted (1)	Access Credit	Tons Collected
			FT	PT	FT	PT					
FTR6	Mifflin Twp. Garage 16 Maine St. Mifflin, OH	Mifflin Twp			✓		District Contract with Kimble	24/7	N, Mg, B, Mp, Cc, Al, Sc, #1-#2 Pl, Ph, PC,	Yes	N/A
FTR7	Perrysville Fire Dept. SR 39 Perrysville, OH	Green Twp			✓		District Contract with Kimble	24/7	N, Mg, B, Mp, Cc, Al, Sc, #1-#2 Pl, Ph, PC	Yes	N/A
FTR8	Cinnamon Lake CR 620 Jackson, OH	Jackson Twp			✓		District Contract with Kimble	24/7	N, Mg, B, Mp, Cc, Al, Sc, #1-#2 Pl, Ph, PC,	Yes	N/A
FTR9	Lake Twp. Garage 2499 CR 3374 Loudonville, OH	Lake Twp			✓		District Contract with Kimble	24/7	N, Mg, B, Mp, Cc, Al, Sc, #1-#2 Pl, Ph, PC	Yes	N/A
FTR10	Polk Village Sewer Plant W Congress St. Polk, OH	Jackson Twp			✓		District Contract with Kimble	24/7	N, Mg, B, Mp, Cc, Al, Sc, #1-#2 Pl, Ph, PC,	Yes	N/A
FTR11	Sullivan Township 245 Twp. Hwy. 501 Sullivan, OH	Sullivan Twp			✓		District Contract with Kimble	24/7	N, Mg, B, Mp, Cc, Al, Sc, #1-#2 Pl, Ph, PC	Yes	N/A
FTR12	Mohican Twp. Garage 2008 SR 89 Jeromesville, OH	Mohican Twp			✓		District Contract with Kimble	24/7	N, Mg, B, Mp, Cc, Al, Sc, #1-#2 Pl, Ph, PC,	Yes	N/A
FTR13	Rowsburg Community Ctr 199 US 250, Polk, OH	Perry Twp			✓		District Contract with Kimble	24/7	N, Mg, B, Mp, Cc, Al, Sc, #1-#2 Pl, Ph, PC	Yes	N/A

<sup>1</sup> Mg = Magazines, Mp = Mixed Paper, N = Newspaper, Cc = Corrugated Cardboard, As = Aseptic Containers, Gl = Glass Bottles, Pl = Plastic Bottles and Jugs, Al = Aluminum Cans, Sc = Steel Cans, Ph = Phone Books, EW = Electronic Waste, FM = Ferrous Metal, NFM = Non-Ferrous Metal, WG = White Goods/Appliances, O = Other, B = Books, BR = Batteries (Rechargeable), F = Furniture, FT = Full-Time, PT = Part-Time, DNR = Did Not Report

The 15 recycling drop-off sites listed above are expected to continue throughout the planning period. In 2021, the drop-off sites collected 337 tons of single stream recyclables. The following table summarizes the number of drop-offs and the total tons recycled:

**Total Number of Drop-offs by Type and Total Quantity Collected**

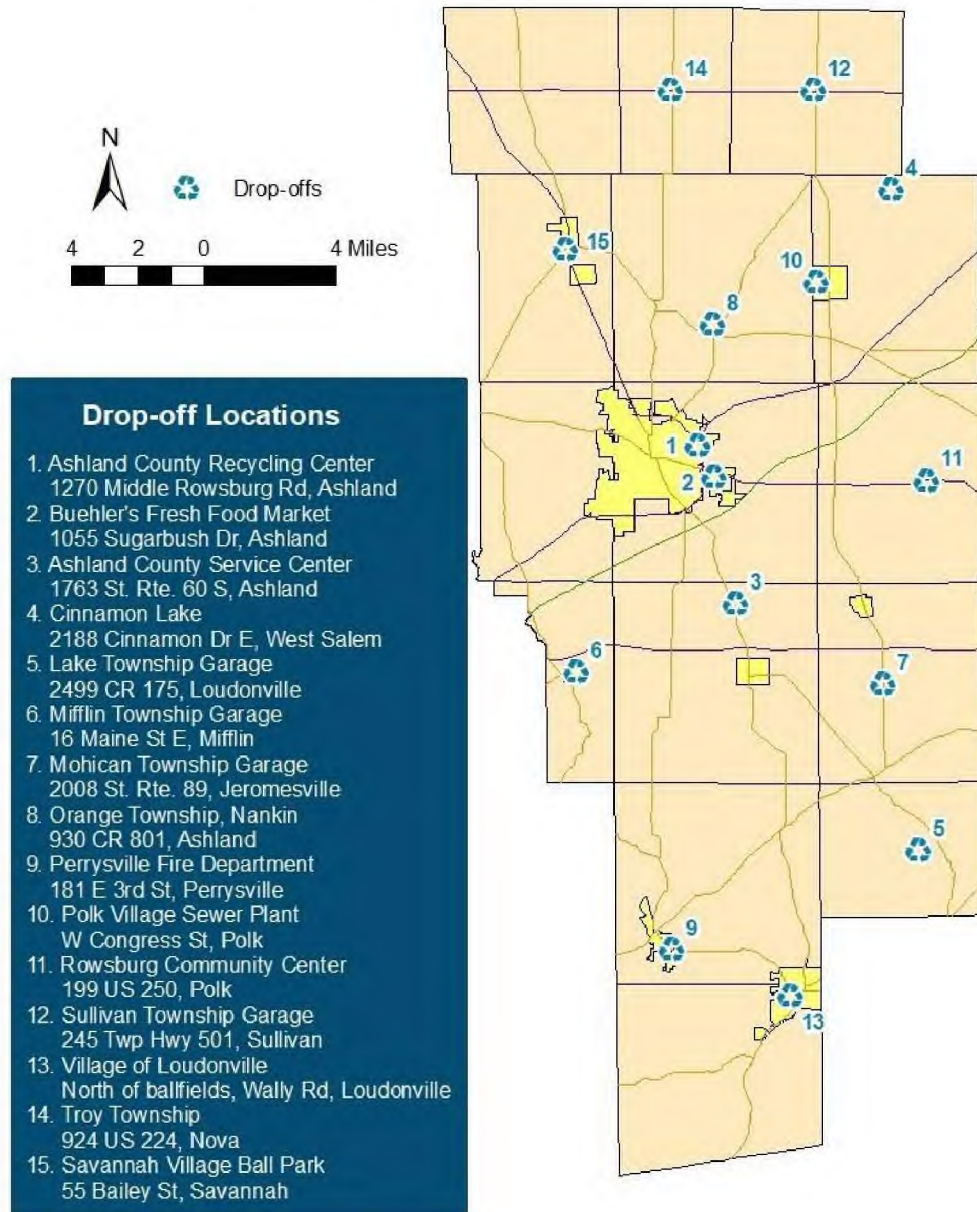
County	Total # of FT, Urban	Total # of PT, Urban	Total # of FT, Rural	Total # of PT, Rural	Total # of "Other"	Tons of Materials Collected
Ashland	2	0	13	0	0	337

FT = Full-Time, PT = Part-Time

The District developed the new recycling drop-off program in June of 2021. The tons collected in 2021 only included the operation of the recycling drop-off program from June – December of 2021. Prior to June of 2021, the recycling drop-off program was suspended. Materials collected from drop-offs are delivered to the District’s contractor, Kimble, for sorting and processing.

The following map depicts the location of each site:

### Ashland County SWMD Recycling Drop-offs



The District provides and services 2 full-time urban drop-offs and 13 full-time rural drop-offs, for a total of 15 sites. All recycling drop-off sites are available to the general public and businesses 24 hours each day and 7 days a week. One of the drop-offs, FTR1, is located in a private gated community but is available to the general public and businesses.

Each container in the recycling drop-off system is labeled with either a plastic bottles & jugs, glass bottles & jars and metal cans only sign or a cardboard and paper sign as depicted below:



**Ashland County Recycling**  
Partnered with **KIMBLE** | [www.ashlandcounty.org/recycling](http://www.ashlandcounty.org/recycling)

**Plastic Bottles & Jugs, Glass Bottles & Jars and Metal Cans ONLY**



**CLEAN, DRY & EMPTY MATERIAL ONLY**

**NO DUMPING**

**ITEMS NOT ACCEPTED**

NO PLASTIC BAGS	NO GLASSWARE	NO STYROFOAM
NO GARBAGE	NO LIGHT BULBS	NO MATTRESSES
NO FOOD OR LIQUIDS	NO MIRRORS	NO CHRISTMAS LIGHTS
NO HOSES/WIRES/CHAINS	NO WINDOWS	NO YARD WASTE
NO CLOTHING	NO CONSTRUCTION MATERIAL	NO APPLIANCES
NO ELECTRONICS	NO TIRES	NO CAR SEATS
NO CARPET	NO FURNITURE	NO GRILLS



# Ashland County Recycling

Partnered with  | [www.ashlandcounty.org/recycling](http://www.ashlandcounty.org/recycling)

## Cardboard and Paper ONLY



**CLEAN, DRY & EMPTY  
MATERIAL ONLY**

---

**NO DUMPING**

**ITEMS NOT ACCEPTED**

NO PLASTIC BAGS	NO GLASSWARE	NO STYROFOAM
NO GARBAGE	NO LIGHT BULBS	NO MATTRESSES
NO FOOD OR LIQUIDS	NO MIRRORS	NO CHRISTMAS LIGHTS
NO HOSES/WIRES/CHAINS	NO WINDOWS	NO YARD WASTE
NO CLOTHING	NO CONSTRUCTION MATERIAL	NO APPLIANCES
NO ELECTRONICS	NO TIRES	NO CAR SEATS
NO CARPET	NO FURNITURE	NO GRILLS

In addition to the main sign on each recycle drop-off container, the following sign is included on each sliding door to remind participants to not place plastic bags in the containers:



A detailed list of acceptable and non-acceptable materials for the recycling drop-off program may be accessed through the following web link:

[https://www.ashlandcountyooh.us/upload/recycling\\_drop-off\\_detailed\\_materials\\_list.pdf](https://www.ashlandcountyooh.us/upload/recycling_drop-off_detailed_materials_list.pdf)

The following pictures depict the new recycling drop-off program from various locations:



The District also provides a detailed list of companies and entities in the region that accept a variety of materials for recycling. This list may be accessed through the following web link:

<https://www.ashlandcountyooh.us/county-services/solid-waste-district>

**Table B-3. Mixed Municipal Solid Waste Material Recovery Facility**

Name of Facility	Communities Served	Types of Materials Recovered <sup>(1)</sup>	Tons of Materials Recovered	Waste Processed	Total Waste	Recovery Rate in 2021
None	None	None	0	0	0	0

**Table B-4. Inventory of Curbside Recycling and Trash Collection Service Providers in the Reference Year**

Name of Provider	Trash Collection Service				Recycling Collection Service		
	PAYT	RES	COM	IND	RES	COM	IND
Ashland University Facilities Mgmt.*			✓			✓	
City of Ashland Sanitation Dept.		✓	✓		✓	✓	✓
Countryside Trash Removal		✓					
Diamond Pallets						✓	✓
District Recycling Drop-Off Program					✓	✓	✓
DR Services						✓	
Gateway						✓	✓
Guys Tires						✓	
Heritage Crystal Kleen						✓	✓
Kurtz Rolloffs			✓	✓			
Medina Recycling						✓	
Metal Conversions							✓
Milliron Recycling					✓	✓	✓
Monn's Trash Removal		✓	✓	✓			
Ohio Batteries						✓	✓
Omni Source					✓	✓	✓
PCS Metals						✓	✓
Pinnacle						✓	
Quincy							✓
R&R Pallets						✓	✓
River Valley					✓	✓	✓
Recycle-It						✓	✓
Republic Services		✓	✓				
Royal Oak Recycling					✓	✓	✓
Rumpke		✓	✓		✓	✓	✓
SafetyKleen							✓
Trash Masters		✓	✓	✓			
Waste Management			✓				

PAYT = Pay-As-You-Throw, RES = Residential, COM = Commercial, IND = Industrial

**Note:** Ashland University Facilities Management collects solid waste and recyclables from the Ashland University campus only.

The list of haulers was obtained through surveys.

**Other Opportunities to Recycle**

The District recognized that after the closing of the Ashland County Recycling Center, other opportunities for recycling needed to be communicated to residents and businesses in the District. The District created a new document, which is located on the District’s web site at:

[www.ashlandcountyoh.us/upload/7-7-2022\\_ashland\\_resource\\_guide.pdf](http://www.ashlandcountyoh.us/upload/7-7-2022_ashland_resource_guide.pdf)

The document contains local and regional entities that accept a variety of materials for recycling. There is also a list of disposal facilities in the region as well.

**Table B-5 and B-6. Inventory of Composting/Yard Waste/Food Waste Management Activities Available in the Reference Year**

ID#	Facility or Activity Name	Class	Open to Public	Location	Tons Received from the SWMD	
					Food Waste	Yard Waste
<b>Compost Facilities</b>						
YW1	Paradise Composting	III	✓	4300 Mechanicsburg Road Wooster, Ohio	0	184
YW2	Zollinger Sand & Gravel Co	IV	✓	11687 Wadsworth Road Rittman, Ohio	0	7
YW3	Willo'dell Yard Waste	IV	✓	1398 US Rte. 42 Ashland, OH	0	564
YW4	Park Enterprise Construction Co	IV	✓	560 Barks Road West Marion, Ohio	0	752
YW5	Hauler and Walmart Food Waste Data	N/A	N/A	N/A	131	
<b>Total</b>					<b>131</b>	<b>1,507</b>
<b>Community Yard Waste Collection Programs</b>						
YW6	City of Ashland Yard Waste and Leaf Collection					0
<b>Total</b>					<b>0</b>	<b>0</b>
<b>Mulching Operations</b>						

ID#	Facility or Activity Name	Class	Open to Public	Location	Tons Received from the SWMD	
					Food Waste	Yard Waste
	None					
<b>Total</b>					<b>0</b>	<b>0</b>
<b>Land Application</b>						
	None					
<b>Total</b>					<b>0</b>	<b>0</b>
<b>Anaerobic Digestion</b>						
	None					
<b>Total</b>					<b>0</b>	<b>0</b>

**Total Number of Composting/Yard Waste Management Activities by Type and Total Quantity Managed**

Number of Each Type of Facility/Program					Quantities (tons)		
Compost Facilities	Community Collection Programs	Mulching Operations	Land Applications	Anaerobic Digestion	Food Waste	Yard Waste	Total Quantity of Materials
5	1	0	0	0	130.9	1,507.1	1,638

There were 4 registered compost facilities in Ohio that managed food waste and yard waste generated in the District. Table B-5b identifies 5 compost facilities; the additional compost facility listed in this summary table reflects materials that were diverted by haulers and Wal-Mart (YW5).

A total of 1,638 tons of organics were diverted from landfills in 2021 through a combination of registered compost facilities, organics haulers, and community collection programs.

**Table B-7. Inventory of Material Handling Facilities in the Reference Year**

Facility Names	County	State	Type of Facility	Weight of Material Accepted from District
Accurate IT	Franklin	Ohio	Processor	4
Diamond Pallets	Ashland	Ohio	Processor	70
Gateway	Cuyahoga	Ohio	MRF	39
Guys Tires	Ashland	Ohio	Tire Dealer	17
Kimble Recycling	Summit	Ohio	MRF	337
Medina Recycling	Medina	Ohio	MRF	322
Metal Conversions	Richland	Ohio	Processor	771
Milliron Recycling	Richland	Ohio	Scrap Yard	2,003
Omni Source	Richland	Ohio	Scrap Yard	884
Pinnacle	Summit	Ohio	Processor	1,538
Quincy	New Haven	Indiana	1142	1,142
R&R Pallets	Ashland	Ohio	Processor	125
Recycle-It	Cuyahoga	Ohio	MRF	931
Richland County Recycling and Transfer Station	Richland	Ohio	Transfer Station	1,336
River Valley	Summit	Ohio	Processor	1,500
Smetz Tire	Ashland	Ohio	Tire Dealer	7
Rumpke	Richland	Ohio	MRF	460
Waste Management	Summit	Ohio	MRF	149
<b>Totals</b>				<b>11,635</b>

There were 18 recycling facilities/processors/MRFs/scrap yards in Ohio that managed recyclable materials generated in the District according to survey data submitted to the District. A total of 11,635 tons of recyclables were diverted from landfills in 2021 by these facilities. This data does not take into consideration double counting or adjustments.



# **APPENDIX C**

## POPULATION DATA



## APPENDIX C. Population Data

The population of Ashland County for 2021 was estimated to be 52,316. The community populations which need to be added or subtracted to the Ashland County total in order to obtain the total district population for the reference year are shown in Table C-1. Estimates are based on Ohio Department of Development (ODOD) Office of Strategic Research document, “2021 Population Estimates for Cities, Villages and Townships”, published in June of 2022. As indicated in the table, the population for the Village of Loudonville was added to the total to determine the total District population of 52,388.

**Table C-1. Population Adjustments and Total Reference Year Population**

Community	Ashland
<b>Before Adjustment</b>	52,316
<b>Additions</b>	
Village of Loudonville	72
<b>Subtractions</b>	
None.	
<b>After Adjustment</b>	<b>52,388</b>

**Source(s) of Information:** Village of Loudonville Population: Ohio Development Services Agency, “2021 Population Estimates by County, City, Village, and Township,” June 2022.

[SubCountyEstimates21\\_Reports.xlsx \(ohio.gov\)](#).

Ashland County Population: Ohio Development Services Agency, “2020 to 2050 Projected Population for Ohio Counties - Summary 2020 to 2050 Projected,”

[P6097.xlsx \(live.com\)](#).

**Table C-2. Population Projections**

Year	Ashland	Total District Population
2021	52,388	52,388
2022	52,098	52,098
2023	51,888	51,888
2024	51,677	51,677
2025	51,467	51,467
2026	51,146	51,146
2027	50,898	50,898
2028	50,649	50,649
2029	50,401	50,401
2030	50,224	50,224
2031	49,894	49,894
2032	49,636	49,636
2033	49,377	49,377
2034	49,119	49,119



Year	Ashland	Total District Population
2035	48,933	48,933
2036	48,583	48,583
2037	48,305	48,305
2038	48,027	48,027
2039	47,749	47,749

**Source(s) of Information:** Ohio Development Services Agency, “2020 to 2050 Projected Population for Ohio Counties - Summary 2020 to 2050 Projected,”. [P6097.xlsx \(live.com\)](#).

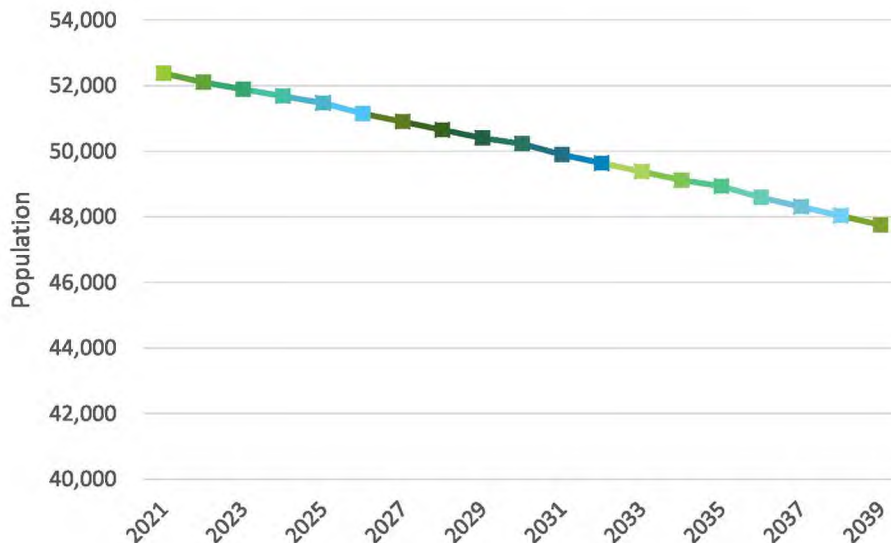
**Sample Calculations:** 2024 Adjusted Ashland County Population = 2023 Ashland County Population + ((2025 Adjusted Ashland County Population – 2020 Adjusted Ashland County Population) ÷ 5)

51,677 residents = 51,888 residents + ((51,677 residents – 51,888 residents) ÷ 5 years)

**Assumptions:** The population of the Village of Loudonville (non-Ashland County portion) which is added to the SWMD’s population is assumed to remain constant at the reference year population of 59 residents.

The following figure shows a very modest but steady increase in the population throughout the planning period.

**District Population: 2021 through 2039**





# **APPENDIX D**

## **DISPOSAL DATA**



## APPENDIX D. Disposal Data

### A. Reference Year Waste Disposed

The majority of the District waste which was direct-hauled for disposal in the reference year was sent to the Noble Road out-of-district landfill in Richland County (see Table D-1a). The District also sent solid waste to 7 other landfills in smaller amounts. Noble Road landfill received more than 85 percent of the total district waste disposed in 2021.

**Table D-1a. Reference Year Waste Disposed – Publicly-Available Landfills (Direct Haul)**

Facility Name	Location		Waste Received from SWMD (TPY)			
	County	State	Residential/ Commercial (Inc Asbestos)	Industrial	Excluded	Total
<b><i>In-district facilities</i></b>						
None						0
<b><i>Out-of-district facilities</i></b>						
American Landfill	Stark	OH	23	24	1	48
County Environmental Landfill	Wyandot	OH	11	0	12	23
Countywide RDF	Stark	OH	168	0	40	208
Crawford Co. Sanitary Landfill	Crawford	OH	122	0	4,866	4,988
Erie County Sanitary Landfill	Erie	OH	0	0	18	18
Hancock County Landfill	Hancock	OH	3	0	0	3
Kimble Sanitary Landfill	Tuscarawas	OH	64	919	259	1,242
Noble Rd. Landfill	Richland	OH	15,015	5,346	16,718	37,080
<b><i>Out-of-state facilities</i></b>						
None						0
<b>Total Direct Haul Waste Disposed in Landfills</b>			<b>15,407</b>	<b>6,290</b>	<b>21,914</b>	<b>43,610</b>

**Source(s) of Information:** Ohio Environmental Protection Agency, "2021 Facility Data Report for Ashland County, Table 14 – Solid Waste Flows to Landfills and Incinerators in Ohio by Sending SWMD, and Receiving SWMD."

There were no captive landfills located within the District or used to manage waste generated within the District during the reference year.

**Table D-1b. Reference Year Waste Disposed – Captive Landfills**

Facility Name	Location		Tons Received from SWMD		
	County	State	Industrial	Excluded	Total
<b><i>In-district facilities</i></b>					
None			0	0	0
<b>Total Waste Disposed in Captive Landfills</b>			<b>0</b>	<b>0</b>	<b>0</b>

**Source(s) of Information:** Ohio Environmental Protection Agency

Transfer facilities used by the District in the reference year are shown in Table D-2. Nearly all of Ashland County waste sent to transfer facilities was received at the Richland County Transfer Station in Richland County, which then sent the waste to Noble Road Landfill.

**Table D-2. Reference Year Waste Transferred**

Facility Name	Location		Waste Received from the SWMD (TPY)				Destination
	County	State	Residential/ Commercial (Inc Asbestos)	Industrial	Excluded	Total	
<b><i>In-district facilities</i></b>							
None						0	N/A
<b><i>Out-of-district facilities</i></b>							
Delaware County Transfer Facility	Delaware	OH	0	0	2	2	Crawford County Landfill
Huron County Solid Waste Facility	Huron	OH	44	0	0	44	Noble Road Landfill
Kimble Transfer & Recycling - Canton	Stark	OH	147	0	14	161	Kimble Sanitary Landfill
Republic - Mt. Vernon	Knox	OH	116	0	11	127	Pine Grove Regional Facility
Richland Co. Transfer Station	Richland	OH	22,715	0	464	23,179	Noble Rd. Landfill
<b><i>Out-of-state facilities</i></b>							
None							
<b>Total Transferred Waste</b>			<b>23,022</b>	<b>0</b>	<b>491</b>	<b>23,513</b>	

**Source(s) of Information:** Ohio Environmental Protection Agency, "2021 Facility Data Report for Ashland County, Table 14 – Solid Waste Flows to Landfills and Incinerators in Ohio by Sending SWMD, and Receiving SWMD and Table 15 – Destination for Transferred Waste."

Table D-3 shows the total waste disposed in the reference year for the District. Residential/commercial waste comprises 57% of the amount disposed of in 2021 followed by 9% for the industrial sector. Excluded waste has been included in this table since it accounted for 34% of the total waste disposed.<sup>1</sup> Of the total amount disposed in 2021 from the District, 65% was direct hauled to a landfill and 35% was sent to a transfer station first then onto a landfill.

**Table D-3. Reference Year Total Waste Disposed**

Disposal Method	Residential/Commercial/ (Inc Asbestos)	Industrial	Excluded	Total	% of Total Waste Disposed
Direct Hauled	15,407	6,290	21,914	43,610	65%
Transferred	23,022	0	491	23,513	35%
<b>Total</b>	<b>38,428</b>	<b>6,290</b>	<b>22,408</b>	<b>67,122</b>	<b>100%</b>
<b>% of Total</b>	<b>57%</b>	<b>9%</b>	<b>33%</b>	<b>100%</b>	

**Source(s) of Information:** Ohio Environmental Protection Agency, "2021 Facility Data Report for Ashland County, Table 14 – Solid Waste Flows to Landfills and Incinerators in Ohio by Sending SWMD, and Receiving SWMD."

## B. Historical Waste Analysis

The District conducted a waste analysis using historical data from 2012 – 2021 (See Table D-4).

**Table D-4. Historical Disposal Data**

Year	Population	Residential/Commercial Solid Waste (Including Asbestos)		Industrial Solid Waste	Excluded Waste	Total Waste
		Rate (ppd)	Tons	Tons	Weight	Tons
2012	53,153	3.06	29,661	1,612	7,687	<b>38,960</b>
2013	53,043	2.95	28,546	2,482	8,284	<b>39,312</b>
2014	53,095	3.02	29,231	2,823	8,266	<b>40,320</b>
2015	53,680	3.15	30,835	6,987	25,681	<b>63,503</b>
2016	53,752	3.07	30,162	7,642	25,110	<b>62,914</b>
2017	53,824	3.65	35,855	6,595	21,299	<b>63,749</b>
2018	53,896	3.61	35,496	8,905	20,374	<b>64,775</b>

<sup>1</sup> Ohio EPA's Format v4.1 instructs solid waste management districts to include excluded waste if it comprises more than 10 percent of the total waste disposed.

Year	Population	Residential/Commercial Solid Waste (Including Asbestos)		Industrial Solid Waste	Excluded Waste	Total Waste
		Rate (ppd)	Tons	Tons	Weight	Tons
2019	53,968	3.53	34,735	7,173	19,433	<b>61,341</b>
2020	54,040	3.55	35,017	9,441	22,523	<b>66,982</b>
2021	52,388	4.02	38,428	6,290	22,405	<b>67,122</b>

**Source(s) of Information:** Ohio EPA Facility Data Reports; Ashland County Solid Waste Plan and Ashland County Annual District Reports.

The largest changes in disposal came from the excluded waste which dramatically increased starting in 2015 which cannot be explained. Excluded waste includes, construction and demolition waste, alternate daily cover and other waste.

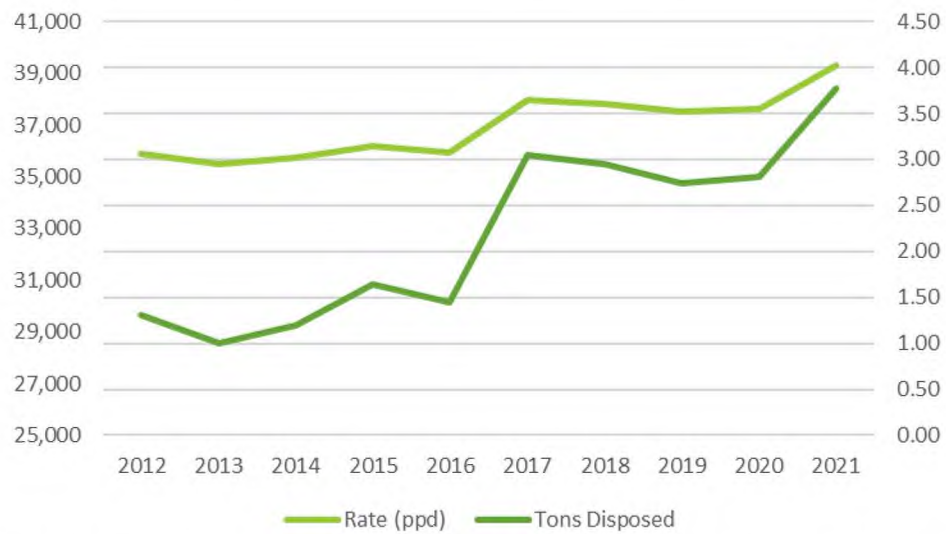
Residential/commercial waste increased from 29,661 tons in 2012 to 38,428 tons in 2021. Over the period between 2017 and 2021, the residential/commercial sector has remained fairly constant with a slight increase. The average per capita generation rate was 3.67 pounds per person per day (ppd) over the 5-year period. From 2012 to 2021, the per capita disposal rate increased from 3.06 ppd in 2012 to 4.02 ppd in 2021, and the average disposal rate for this period was 3.36 ppd. Overall, R/C disposal rates are increasing.

Industrial recycling also had a significant change in 2016 increasing by 3 times from 2014 to 2015. Industrial waste has oscillated up and down from 2017 to 2021.

Total disposal dramatically increased starting in 2015 as a result of increased excluded and industrial disposal. Since 2015, total waste disposal has remained fairly constant with a gradual increase from 63,503 tons in 2017 to 67,122 tons in 2021.

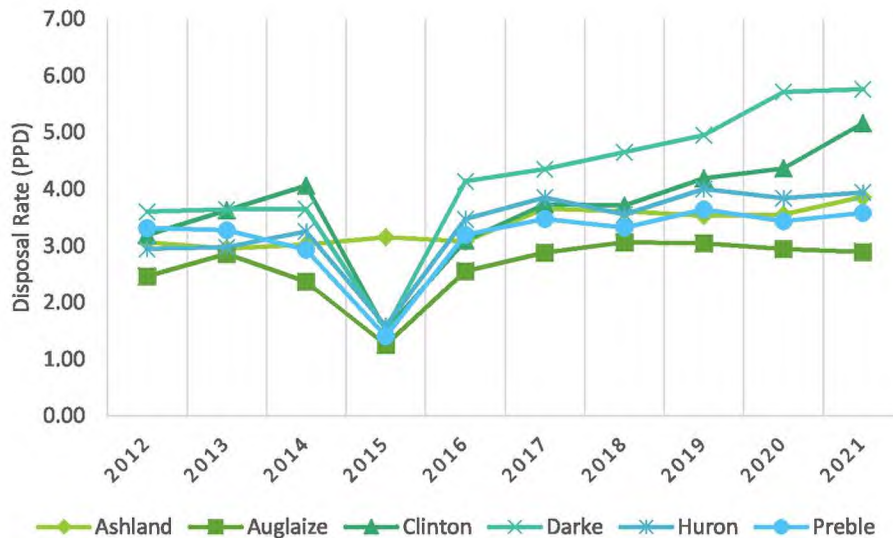
The figure below shows the tons disposed plotted with the disposal rate for R/C waste generated from the Ashland SWMD. In general, changes in these trends closely match each other.

**Figure D-1. Residential/Commercial Tons Disposed vs. Disposal Rate for Ashland SWMD: 2006-2016**



The R/C disposal rate for the Ashland County SWMD was also compared with other similar SWMDs in Ohio.<sup>2</sup> (See the figure below.) Each of these SWMDs experienced an increasing R/C disposal rate from 2012 through 2021, with the exception of 2015 where all comparable districts except the District decreased.

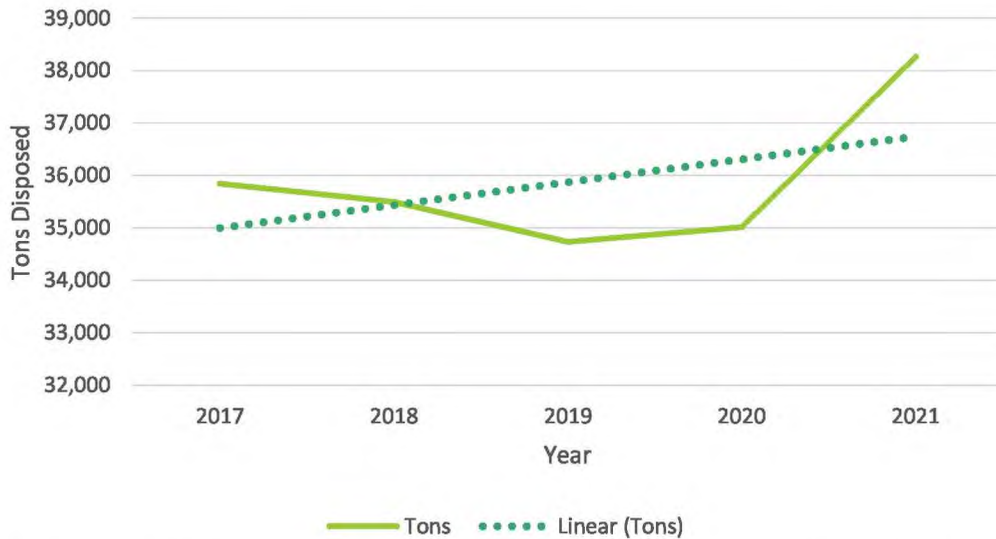
**Figure D-2. Residential/Commercial Disposal Rate for Selected Rural SWMDs: 2012-2021**



<sup>2</sup> In this context, “similar” is defined as SWMDs having a population between 40,000 and 55,000 without a regional landfill.

The residential/commercial tons disposed for Ashland is also shown in the following figure with a trend line included. The trend line suggests a disposal increase of approximately 2,000 tons over the 5-year period.

**Figure D-3. 2017-2021 Residential/Commercial Sector Disposal Trends**



The actual disposal of residential/commercial waste from the District is significantly higher than the amounts projected for 2017 through 2021 in the currently-approved Plan. The table below shows that the actual disposal totals were an average of 9.6% less than projected totals. A number of factors and circumstances may have influenced actual disposal and contributed to this discrepancy, including greater success in recycling and/or reduction than expected.

**Table D-5. 2017-2021 Actual vs. Current Plan Projections for Residential/Commercial Disposal**

Residential/Commercial Sector Tons Disposed			
Year	Actual	Projected in Current Plan	% Difference (Actual vs. Projected)
2017	35,845	30,143	15.9%
2018	35,496	30,123	15.1%
2019	34,735	30,104	13.3%
2020	35,017	30,085	14.1%
2021	38,428	30,124	21.6%



Except for 2017, actual industrial disposal has been higher than the tonnages projected in the current Plan. Industrial disposal continues to comprise a relatively small percentage of total disposal from the District. (See Table D-6.)

**Table D-6. 2017-2021 Actual vs. Current Plan Projections for Industrial Sector Disposal**

Industrial Sector Tons Disposed			
Year	Actual	Projected in Current Plan	% Difference (Actual vs. Projected)
2017	6,204	9,438	-52.1%
2018	8,905	8,205	7.9%
2019	7,173	6,971	2.8%
2020	9,441	5,738	39.2%
2021	6,290	4,504	28.4%

**C. Disposal Projections**

**1. Residential/Commercial Sector**

The District examined several approaches for projecting disposal for the planning period. Six scenarios which were thought to be the best approaches are included in the table below. The primary assumptions differentiating each scenario are explained, with the disposal projection resulting from applying the assumptions. The District added 2022 and 2023 data into the disposal projection analysis since this data was available after the reference year of 2021.

For comparison, the last two columns in the table shows the highest disposal amount reported during the last ten years (2014 through 2023), and the disposal tonnage reported for 2021.

**Tonnages Projected for R/C Sector: 5 Scenarios**

Scenarios		Tonnage		
#	Description	2039 Projection	Highest during last ten years	2021
1	Assume disposal rate of change of population projected in Table C-2	34,072	39,791	38,428
2	Assume annual increase in tonnage of 620 tons based upon average percent change, 2019-2023	48,515		
3	Assume annual increase in tonnage of 310 based upon half average tons change, 2019-2023	43,555		
4	Assume annual increase in tonnage of 1.8 percent based upon average percent change, 2019-2023	51,345		
5	Assume annual increase in tonnage of .59 percent based upon half average percent change, 2010-2019	44,544		
6	Assume annual increase in tonnage of .59 percent based upon half average percent change, 2010-2019	40,458		

**Scenario 1** assumes an average disposal rate of change of population projected in Table C-2. This scenario results in a slight decrease in tons disposed by the end of the planning period (approximately 34,072 tons).

The District’s R/C disposal rate has fluctuated since 2017 (3.65 ppd to 4.02 ppd), which is calculated to be a 3.73 average annual rate of change.

**Scenario 2** applies the average annual increase in tonnage of 620 based upon average tonnage change, 2019-2023. This scenario results in a large increase in tons disposed by the end of the planning period (approximately 48,515 tons).

**Scenario 3** applies half the average annual increase in tonnage in scenario 2, 310 based upon average tonnage change, 2019-2023. This scenario results in a gradual increase in tons disposed by the end of the planning period (approximately 43,555 tons).

**Scenario 4** applies the average annual increase in tonnage of 1.8 percent based upon average percent change, 2019-2023. This scenario results in

an increase in tons disposed by the end of the planning period (approximately 51,345 tons).

**Scenario 5** applies the average annual increase in tonnage of .9 percent (half the increase in Scenario 4) based upon average percent change, 2019-2023. This scenario results in an increase in tons disposed by the end of the planning period (approximately 44,544 tons).

**Scenario 6** applies the average annual increase in tonnage of .3 percent (half the increase in Scenario 5) based upon average percent change, 2019-2023. This scenario results in an increase in tons disposed by the end of the planning period (approximately 40,458 tons).

Although several conclusions could be drawn from the last ten years of disposal data, the District believes that Scenario 1 represents the most reasonable and conservative approach for disposal projections. This scenario incorporates the average per capita disposal rate and the projected population for the planning period. The ramifications of this conservative approach results in less projected disposed tons and ultimately less projected revenue for the District to implement this Plan Update. Actual revenue from disposed solid waste, ultimately, will be the basis for District budgeting and programming.

**2. Industrial Sector**

The District examined several approaches for projecting disposal for the planning period. Three scenarios which were thought to be the best approaches are included in the table below. The primary assumptions differentiating each scenario are explained, with the disposal projection resulting from applying the assumptions. For comparison, the last two columns in the table shows the highest disposal amount reported during the last ten years (2012 through 2021), and the disposal tonnage reported for 2021.

**Tonnages Projected for Industrial Sector: 3 Scenarios**

Scenarios		Tonnage		
#	Description	2039 Projection	Highest during last ten years	2021
1	Assume annual 0% change throughout the planning period	6,290	9,441	6,290
2	Assume annual increase in tonnage of 0.70 percent based upon average percent change, 2017-2021	7,321		
3	Assume annual increase in tonnage of half of the 0.70 percent based upon	6,922		

Scenarios		Tonnage		
#	Description	2039 Projection	Highest during last ten years	2021
	average percent change, 2017-2021. (0.35%)			

**Scenario 1** uses an assumes flat tonnage based on the reference year of 6,290.

**Scenario 2** uses an assumed annual percent rate of change of 0.70 percent based upon average percent change, 2017-2021 in tonnage. This scenario results in a gradual increase in tons disposed by the end of the planning period (approximately 7,321 tons).

**Scenario 3** was developed in an effort to combine the somewhat conflicting results of Scenarios 1 and 2. For the third scenario, the District assumed that the rate of increase in disposal experienced from 2017 through 2021 at half rate to be conservative. This scenario results in a gradual increase in tons disposed by the end of the planning period (approximately 6,622 tons).

The District believes that Scenario 2 represents the most reasonable projections for industrial disposal.

**3. Excluded Waste**

The District examined several approaches for projecting disposal for the planning period. Three scenarios which were thought to be the best approaches are included in the table below. The primary assumptions differentiating each scenario are explained, with the disposal projection resulting from applying the assumptions. For comparison, the last two columns in the table shows the highest disposal amount reported during the last ten years (2012 through 2021), and the disposal tonnage reported for 2021.

**Tonnages Projected for Excluded Waste: 3 Scenarios**

Scenarios		Tonnage		
#	Description	2039 Projection	Highest during last ten years	2021
1	Assume annual 0% change throughout the planning period	22,405	25,681	22,405
2	Assume annual increase in tonnage of -1.60 percent based upon average percent change, 2017-2021	16,871		

#	Scenarios Description	2039 Projection	Tonnage	
			Highest during last ten years	2021
3	Assume annual increase in tonnage of half of the -1.60 percent based upon average percent change, 2017-2021. (-0.80%)	19,381		

**Scenario 1** uses an assumes flat tonnage based on the reference year of 22,405.

**Scenario 2** uses an assumed annual percent rate of change of -1.60 percent based upon average percent change, 2017-2021 in tonnage. This scenario results in a gradual decrease in tons disposed by the end of the planning period (approximately 16,871 tons).

**Scenario 3** was developed in an effort to combine the somewhat conflicting results of Scenarios 1 and 2. For the third scenario, the District assumed that the rate of increase in disposal experienced from 2017 through 2021 at half rate to be conservative. This scenario results in a gradual increase in tons disposed by the end of the planning period (approximately 19,526 tons).

The District believes that Scenario 3 represents the most reasonable projections for excluded waste disposal.

**4. Summary**

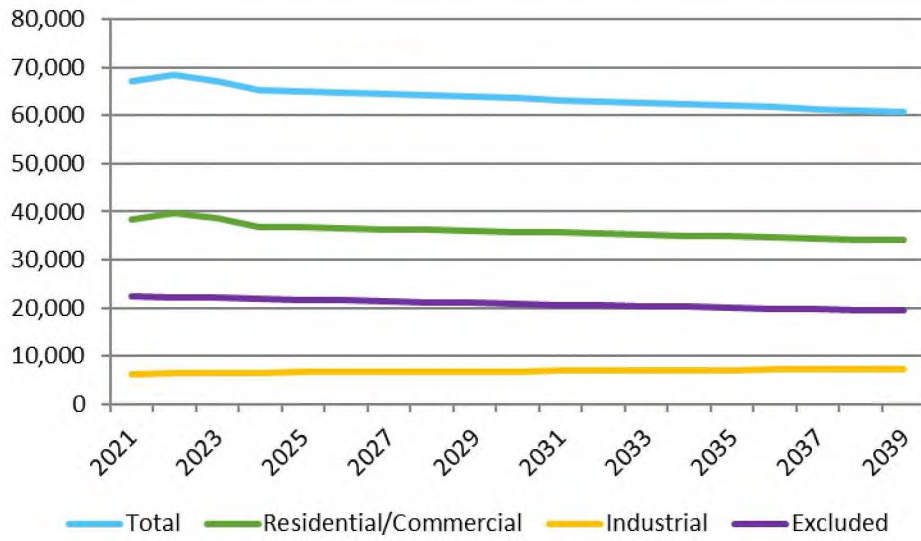
**Table D-6** represents the results of using the approaches proposed above by the District for R/C, industrial disposal and excluded waste disposal projections.

**Table D-6. Waste Disposal Projections**

	Year	Residential/ Commercial Solid Waste	Industrial Solid Waste	Excluded Waste	Total Waste
		Tons	Tons	Weight	Tons
X  First Year of Planning Period →	2021	38,428	6,290	22,405	67,122
	2022	39,791	6,500	22,225	68,516
	2023	38,595	6,546	22,047	67,187
	2024	36,876	6,592	21,870	65,337
	2025	36,726	6,638	21,694	65,058
	2026	36,497	6,684	21,520	64,702
	2027	36,319	6,731	21,348	64,398
	2028	36,142	6,779	21,176	64,097
	2029	35,965	6,826	21,007	63,797
	2030	35,839	6,874	20,838	63,551
	2031	35,603	6,922	20,671	63,196
	2032	35,419	6,971	20,505	62,895
	2033	35,234	7,020	20,341	62,595
	2034	35,050	7,069	20,178	62,297
	2035	34,917	7,119	20,016	62,052
	2036	34,668	7,169	19,855	61,691
	2037	34,469	7,219	19,696	61,384
	2038	34,271	7,270	19,538	61,078
	2039	34,072	7,321	19,381	60,774

The figure below shows projected amounts for R/C, industrial, and excluded waste for the planning period.

Figure D-7. Projected Disposal: 2021-2039





## **APPENDIX E**

# RESIDENTIAL/COMMERCIAL REDUCTION AND RECYCLING DATA





## APPENDIX E. Residential/Commercial Reduction and Recycling Data

This Appendix presents the reduction and recycling data for the residential and commercial sectors in the 2021 reference year. In order to avoid double-counting tonnage, adjustments made to tonnage reported by different types of entities, such as programs, brokers, and scrap yards, will be demonstrated. If a generator did not report where their materials were sent, no adjustments were made. A historic analysis of the residential/commercial sector's recycling is included in this Appendix. Information in this section as well as information from other sources was used to calculate the recycling projections from 2025 to the end of the planning period (2039) which are included at the end of this Appendix.

**Table E-1. Commercial Survey Results**

Data from commercial businesses was used to complete Table E-1. Companies reported recycling 3,285 tons of materials in 2021 after adjustments.

NAICS	Electronics	Glass	FM	NFM	Corrugated Cardboard	MxP	PL	Textiles	W	Rubber	Commingled Recyclables (Mixed)	Yard Waste	Other	Total	Adj.	Adj. Total
42	0													0		0
44	0				233	565								798	147	651
45	0													0		0
48	0		518	23	47									588	102	486
49	0													0		0
51	0													0		0
52	0													0		0
53	0													0		0
54	0													0		0
55	0													0		0
56	0													0		0
61	0	0			7	3	1				93			104	36	68
62	0				1									1		1
71	0			0										0		0
72	0													0		0
81	0				0	1								1		1
92	0													0		0
Other: 22													10	10		10
Other: Not Reported	23	5	153	18	1,109	86	0	589	20		43		166	2,212	144	2,068
<b>Total</b>	<b>23</b>	<b>5</b>	<b>671</b>	<b>41</b>	<b>1,397</b>	<b>655</b>	<b>1</b>	<b>589</b>	<b>20</b>	<b>0</b>	<b>136</b>	<b>0</b>	<b>176</b>	<b>3,714</b>	<b>(429)</b>	<b>3,285</b>
<b>Adj. Total</b>	<b>0</b>	<b>0</b>	<b>111</b>	<b>0</b>	<b>198</b>	<b>77</b>	<b>0</b>	<b>0</b>	<b>0</b>	<b>0</b>	<b>43</b>	<b>0</b>	<b>0</b>	<b>429</b>		
<b>Adj. Total</b>	<b>23</b>	<b>5</b>	<b>560</b>	<b>41</b>	<b>1,199</b>	<b>578</b>	<b>1</b>	<b>589</b>	<b>20</b>	<b>0</b>	<b>93</b>	<b>0</b>	<b>176</b>	<b>3,285</b>		

NAICS = North American Industrial Classification System , LAB = lead-acid batteries, FM = ferrous metals, NFM = non-ferrous metals, MxP = mixed paper, PL = plastics, W = wood, Adj. = Adjusted or Adjustments

**Table E-2. 2021 Data from Other Recycling Facilities**

Source of Materials	EW	LAB	GL	FM	NFM	OCC	MxP	PI	W	ST	CoM	Other: Rbat	Other: TC	Total	Adj.	Adj. Total
<b>Buybacks</b>																
None														0		0
<b>Scrap Yards</b>																
Miron Industries		17		2,496	146	21	5				61			2,746	726	2,020
<b>Unadjusted Total</b>	0	17	0	2,496	146	21	5	0	0	0	61	0	0	2,746	726	2,020
<b>Adjustments</b>				701		6					19			726		
<b>Adjusted Total</b>	0	17	0	1,795	146	15	5	0	0	0	42	0	0	2,020		
<b>Processors</b>																
None														0		0
<b>Unadjusted Total</b>	0	0	0	0	0	0	0	0	0	0	0	0	0	0	0	0
<b>Adjustments</b>														0		
<b>Adjusted Total</b>	0	0	0	0	0	0	0	0	0	0	0	0	0	0		
<b>MRF's</b>																
Waste Management-Akron	0	0	0	0	0	0	0	0	0	0	181	0.0	0.0	181	32	149
<b>Total</b>	0	0	0	0	0	0	0	0	0	0	181	0.0	0.0	181	32	149
<b>Adj.</b>	0	0	0	0	0	0	0	0	0	0	32	0.0	0.0	32		
<b>Adj. Total</b>	0	0	0	0	0	0	0	0	0	0	149	0.0	0.0	149		
<b>Unadjusted Total</b>	0	17	0	2,496	146	21	5	0	0	0	242	0	0	2,927		
<b>Total Adjustments</b>			0	701	0	6	0	0	0	0	51	0	0	758		
<b>Adjusted Total</b>	0	17	0	1,795	146	15	5	0	0	0	191	0	0	2,169		

EW = electronics, LAB = lead-acid batteries, GL = glass, FM = ferrous metals, NFM = non-ferrous metals, OCC = corrugated cardboard, MxP = mixed paper, PI = plastics, W = wood, ST = scrap tires, CoM = commingled, Rbat = rechargeable batteries, TC = toner cartridges

Source(s) of Information: District records

Table E-2 contains tonnage collected from Miliron Industries (now called Blue Scope) and Waste Management MRF. Adjustments were made to avoid double counting.

**Table E-3. 2021 Data Reported to Ohio EPA**

Ohio EPA Data Source	Glass	PL	ONP	OCC	MxP	NF	FM	W	CoM	Other	Total	Adj.	Adj. Total
Aldi, Inc.	0.00	1.59	0.00	145.34	0.00	0.00	0.00	0.00	0.00	0.00	146.93	0.00	147
Buehler's	0.00	5.90	0.00	152.37	0.40	0.00	0.00	0.00	0.08	0.00	158.75	0.00	159
Dollar General	0.00	1.80	0.00	187.06	0.87	0.00	0.00	0.00	0.00	0.00	189.73	0.00	190
Walmart	0.00	18.14	0.00	822.67	1.33	0.06	0.00	0.00	0.00	42.31	884.51	0.00	885
Home Depot	0.00	0.31	0.00	33.22	0.00	0.00	0.00	205.87	0.00	12.35	251.75	0.00	252
Advanced Auto	0.00	0.13	0.00	3.15	0.00	0.00	1.22	0.00	0.00	59.90	64.40	0.00	64
CVS (2020)	0.00	0.00	0.00	4.99	0.00	0.00	0.00	0.00	0.00	0.00	4.99	0.00	5
Target (2019)	0.00	6.20	0.00	210.65	2.94	4.97	0.00	0.00	0.00	1.10	225.86	0.00	226
US Post Office (2019)	0.02	2.32	0.00	6.82	127.45	0.02	0.10	0.00	0.00	0.00	136.73	0.00	137
<b>Unadjusted Total</b>	0.02	36.39	0.00	1,566.27	132.99	5.05	1.32	205.87	0.08	115.66	2063.65	0.00	2,064
<b>Adjustments</b>		0	0	0	0	0	0	0	0	0	0		
<b>Adjusted Total</b>	0	36	0.0	1,566	133	5.0	1	206	0	116	2,064		

PL = plastics, ONP = newspaper, FM = ferrous metals, NF = non-ferrous metals, OCC = corrugated cardboard, MxP = mixed paper, W = wood, CoM = commingled

Source(s) of Information: 2021 Ohio EPA MRF and Commercial Recycling Report

Assumptions: No adjustments were made to data reported to Ohio EPA.

**Table E-4. 2021 Other Recycling Programs/Other Sources of Data**

Other Sources of Data	HHW	EW	ST	FW	MxP	GL	FM	NF	OCC	PL	CoM	YW	Total	Adj.	Adj. Total
Ohio EPA Scrap Tire Data			1,125										1,125		1,125
Curbside					33				501	79	210		823		823
Drop-Off											337		337		337
Ohio EPA Compost Report												1,508	1,508		1,508
Food Waste Hauler Data				131									131		131
District HHW Program	47												47		47
Ohio EPA Commercial					3		0.4	0.4	1,074	19			1,097		1,097
Ohio EPA Residential											190		190		190
<b>Unadjusted Total</b>	<b>47</b>	<b>0</b>	<b>1,125</b>	<b>131</b>	<b>37</b>	<b>0</b>	<b>0</b>	<b>0</b>	<b>1,575</b>	<b>98</b>	<b>737</b>	<b>1,508</b>	<b>5,258</b>	<b>0</b>	<b>5,258</b>
<b>Adjustments</b>	<b>0</b>	<b>0</b>	<b>0</b>	<b>0</b>	<b>0</b>	<b>0</b>	<b>0</b>	<b>0</b>	<b>0</b>	<b>0</b>	<b>0</b>	<b>0</b>	<b>0</b>		
<b>Adjusted Total</b>	<b>47</b>	<b>0</b>	<b>1,125</b>	<b>131</b>	<b>37</b>	<b>0</b>	<b>0</b>	<b>0</b>	<b>1,575</b>	<b>98</b>	<b>737</b>	<b>1,508</b>	<b>5,258</b>		

UO = used motor oil, EW = electronic waste, ST = scrap tires, FW = food waste, MxP = mixed paper, GL = glass, FM = ferrous metals, OCC = corrugated cardboard, CoM = commingled, YW = yard waste

**Source(s) of Information:** 2021 Ohio EPA Scrap Tire Report, 2021 Ohio EPA Compost Report, Survey Data

**Sample Calculations:**

Curbside total – Adjustments = Adjusted Total

823 tons – 0 tons = 823 tons

**Table E-5. Reference Year (2021) Residential/Commercial Material Reduced/Recycled**

Material	Tons
Appliances/ "White Goods"	36.77
Household Hazardous Waste	42.94
Used Motor Oil	3.27
Electronics	0.00
Scrap Tires	1,125.30
Dry Cell Batteries	0.29
Lead-Acid Batteries	17.39
Food	638.75
Glass	4.85
Ferrous Metals	2,357.12
Non-Ferrous Metals	192.21
Corrugated Cardboard	3,895.54
All Other Paper	753.96
Plastics	146.58
Textiles	588.96

Material	Tons
Wood	225.81
Rubber	0.00
Commingled Recyclables	961.80
Yard Waste	1,507.94
Other (Aggregated)	275.54
<b>Recycling Subtotals</b>	<b>12,775.02</b>

**Note:** Tonnage presented in this Plan Update reflects the most up-to-date and accurate data available. Tonnage presented in the Plan Update differs from the 2022 Annual District Report (2021 data).

**Source(s) of Information:** 2021 ADR Calculation Spreadsheets, 2021 Ohio EPA MRF Reports, 2021 Ohio EPA Scrap Tire Report, 2021 District program and survey data, 2021 Ohio EPA Compost Report, 2021 ADR Review Forms

**Sample Calculations:**

Recycling Subtotal + Waste Reduced by Incineration = Grand Total

12,775.02 tons + 0 tons = 12,775.02 tons

Table E-6, “Quantities Recovered by Program/Source,” presents a summary of the sources of residential/commercial sector recycling tonnage.

**Table E-6. 2021 Quantities Recovered by Program/Source**

Source of R/C Recycling Data	Tons
Commercial Survey	3,285
Buybacks	0
Scrap Yards	2,020
Processors	0
MRFs	149
Ohio EPA Commercial Retail Data	2,064
Ohio EPA Scrap Tire Data	1,125
Curbside	823
Drop-Off	337
Ohio EPA Compost Report	1,508
Food Waste Hauler Data	131
District HHW Program	47
Ohio EPA Commercial	1,097
Ohio EPA Residential	190
<b>Total</b>	<b>12,775</b>

**Source(s) of Information:** Tables E-2, E-3, and E-4.

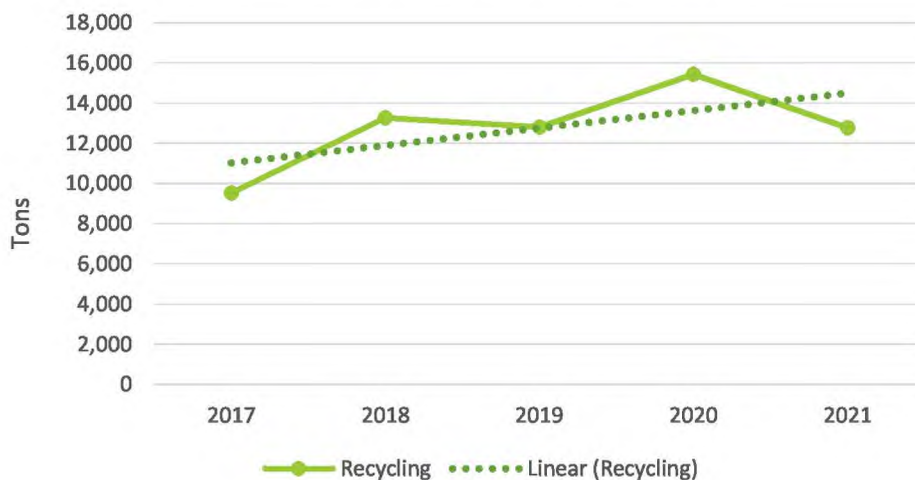
The District did not track historical annual recycling data in a format that was consistent with Table E-6b. Tables E-6a 1-3 have been omitted.

Year	Residential/Commercial				Annual Percentage Change	Annual Tonnage Change
	Organics	Tires	Recycling	Total		
2017	2,619	941	5,958	<b>9,518</b>		
2018	3,686	1,207	8,370	<b>13,263</b>	39%	3,745
2019	1,928	1,112	9,763	<b>12,803</b>	-3%	-460
2020	1,982	496	12,945	<b>15,423</b>	20%	2,620
2021	2,373	1,125	9,277	<b>12,775</b>	-17%	-2,648
2017-2021 Average						
Average Annual Percent Change					10%	
Average Tons over 7 Year Period					12,756	
Average Annual Tonnage Change					814	

The District’s historical recovery for the residential/commercial sector over a five-year period spanning from 2017 to 2021 is presented in Table E-6b, “Historical Recycling Analysis.” The table presents organics (food waste, yard waste and wood), scrap tire tonnage, and all other recycling.

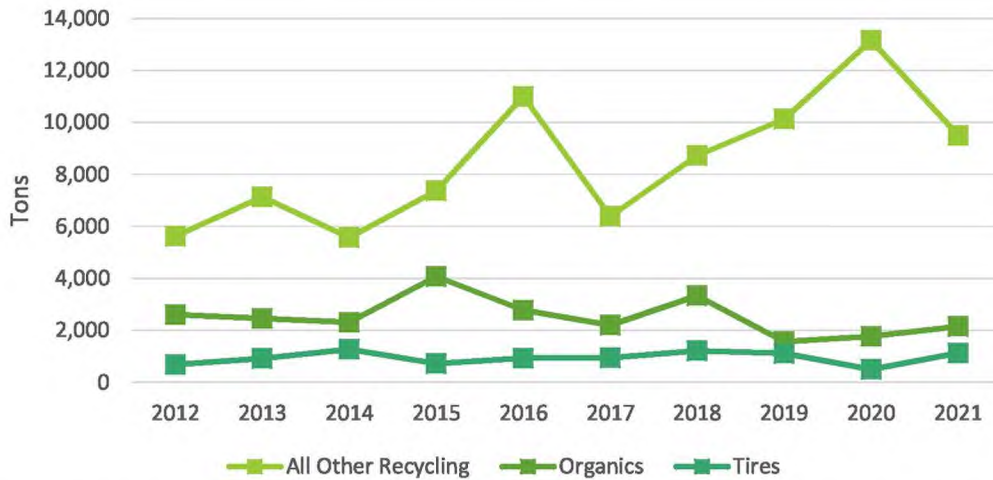
An examination of the recovery patterns over the five-year period reveals that in 2017, a low of 9,518 tons were recovered and in 2020, a high of 15,423 tons were recovered. Waste recycling/reduction increased annually from 2017 to 2020, with the exception of 2021. Over the five-year period, recovery increased by an average of 814 tons, or 10%, annually. The following figure presents the District’s historical residential/commercial recovery totals from 2017 to 2021.

**Historical Recycling Analysis: 2017-2021**



The following figure shows recycling in Ashland County over a longer time period, 2012 through 2021, and separates recyclables into organics, tires, and all other recycling. With two exceptions, scrap tire recycling has increased each of the last ten years. Organics recycling generally seems to have decreased, with the notable exception of 2015 when it increased to its highest level. All other recycling increased moderately throughout the period with the exception of 2017 and 2021.

**Long Range Historical Recycling: 2012-2021**



The average amounts recycled in these three categories, as well as total recycling, are shown below for the 10-year period (2012-2021) and the last 5 years (2017-2021). Organics recycling is the only category in which the average tonnage is lower using a shorter time period.

Category	Averages (in tons)	
	2012-2021	2017-2021
Total Recycling	11,920	12,756
Organics	2,522	2,201
Tires	939	977
All Other Recycling	8,459	9,579

The District went through a period of change in 2019-2022 with the closure of the Ashland County Recycling Center, development of a new recycling drop-off program and other changes. These changes along with the strategic analysis conducted by the District and discussed in Appendix H, and the District program priorities identified in Appendix I, the majority of programs will continue without substantial changes during the subsequent planning period (except as noted in Appendix B, H and I).

As a result, the District believes that it is appropriate to estimate tonnages recovered through the various programs and sources using the following assumptions:

- The District will transition away from surveying commercial generators of recycling in order to reduce the potential for double counting. This will not include EPA data for commercial recycling as the data presented from EPA is mostly cardboard from big box stores that market their cardboard directly to end users, thus eliminating double counting issues.
- The District will rely on the following data sources for recycling:
  - ✓ MRF/Processors
  - ✓ OEPA Scrap Tire Data
  - ✓ District Curbside Recycling Data
  - ✓ District Drop-Off Recycling Data
  - ✓ OEPA Compost and Food Waste Data
  - ✓ OEPA Commercial Box Store Data
  - ✓ District Special Waste Programs (HHW, Ewaste, Appliances, Tires)

**Table: E-7. Residential/Commercial Recovery Projections by Program/Source**

	Year	EPA Commercial Data*	Scrap Yards	MRFs/Processors	Ohio EPA Scrap Tire Data	Curbside	Drop-Off	Ohio EPA Compost Report	Food Waste Hauler Data	HHW	Ewaste	Appl	Totals
First Year of Planning Period "X"	2021	3,285	2,020	149	1,125	823	337	1,508	131	47	0	0	12,775
	2022	2,361	0	4,635	1,125	1,151	796	3,469	129	19	34	4	13,723
	2023	2,361	0	4,681	1,125	1,163	804	3,000	130	20	35	100	13,419
	2024	2,361	0	4,728	1,125	1,174	812	3,030	130	20	35	100	13,515
	2025	2,361	0	4,775	1,125	1,186	820	3,060	130	20	35	100	13,613
	2026	2,361	0	4,823	1,125	1,198	828	3,091	130	20	35	100	13,711
	2027	2,361	0	4,871	1,125	1,210	837	3,122	130	20	35	100	13,811
	2028	2,361	0	4,920	1,125	1,222	845	3,153	130	20	35	100	13,911
	2029	2,361	0	4,969	1,125	1,234	853	3,185	130	20	35	100	14,012
	2030	2,361	0	5,019	1,125	1,246	862	3,216	130	20	35	100	14,115
	2031	2,361	0	5,069	1,125	1,259	871	3,249	130	20	35	100	14,218
	2032	2,361	0	5,120	1,125	1,271	879	3,281	130	20	35	100	14,323
	2033	2,361	0	5,171	1,125	1,284	888	3,314	130	20	35	100	14,428
	2034	2,361	0	5,223	1,125	1,297	897	3,347	130	20	35	100	14,535
	2035	2,361	0	5,275	1,125	1,310	906	3,380	130	20	35	100	14,642
	2036	2,361	0	5,328	1,125	1,323	915	3,414	130	20	35	100	14,751
	2037	2,361	0	5,381	1,125	1,336	924	3,448	130	20	35	100	14,861
	2038	2,361	0	5,435	1,125	1,350	933	3,483	130	20	35	100	14,972
	2039	2,361	0	5,489	1,125	1,363	943	3,518	130	20	35	100	15,084

\*2021 data also included 3,285 tons from commercial surveys and 2,202 tons from scrap yards which will not be used for 2022 and beyond. For 2022 and beyond, the EPA Commercial Box Store data is projected.



## **APPENDIX F**

# INDUSTRIAL SECTOR REFERENCE YEAR RECYCLING





## **APPENDIX F. Industrial Reduction and Recycling Data**

The District is not completing this section of the Plan Update as industrial recycling data and projections are not required to be tracked or projected per the 2020 State Solid Waste Plan and 4.1 Format.

Appendix H contains an analysis of the industrial sector.

Appendix I contains the District programs offered to the industrial sector to meet State Plan Goal # 5.



# **APPENDIX G**

## **WASTE GENERATION**



## APPENDIX G. Waste Generation

### A. Historical Year Waste Generated

The historical waste generation for the District (years 2012 through 2021) is shown in Table G-1 below. Generation has been calculated based upon the sum of reported disposal and recycling for each year.

Per capita generation increased rapidly from 2012 to 2015 then remained fairly consistent with minimal growth or decline from 2015 – 2021. During this time period, the per capita generation rate for total generation has ranged from a low of 6.2 pounds per person per day (PPD) in 2012 to a high of 10.2 PPD in 2015. The significant increases in per capita generation in 2015 and 2016 are mainly the result of increases in excluded waste disposal.

**Table G-1. Reference Year and Historical Waste Generated**

Year	Pop	Residential/ Commercial		Industrial		Excluded	Total	Per Capita Generation (ppd)	Annual % Change in Total Tons
		Disposal	Recycled	Disposal	Recycled				
2012	53,390	29,661	8,905	1,612	12,522	7,687	60,387	6.2	-
2013	53,487	28,546	10,510	2,482	24,700	8,284	74,522	7.6	23.4%
2014	53,583	29,231	9,145	2,823	22,297	8,266	71,763	7.3	-3.7%
2015	53,679	30,835	12,157	6,987	24,716	25,681	100,376	10.2	39.9%
2016	53,751	30,162	14,699	7,642	20,036	25,110	97,649	10.0	-2.7%
2017	53,823	35,845	9,518	6,204	21,518	21,299	94,384	9.6	-3.3%
2018	53,895	35,496	13,263	8,905	19,757	20,374	97,795	9.9	3.6%
2019	53,967	34,735	12,803	7,173	19,676	19,433	93,820	9.5	-4.1%
2020	54,039	35,017	15,423	9,441	16,776	22,523	99,181	10.1	5.7%
<b>2021</b>	<b>54,217</b>	<b>38,428</b>	<b>12,775</b>	<b>6,290</b>	<b>11,723</b>	<b>22,405</b>	<b>91,620</b>	<b>9.6</b>	<b>-7.6%</b>

**Source(s) of Information:** Ohio EPA Facility Data Reports and ADR Review Forms, Ashland County Annual District Reports.

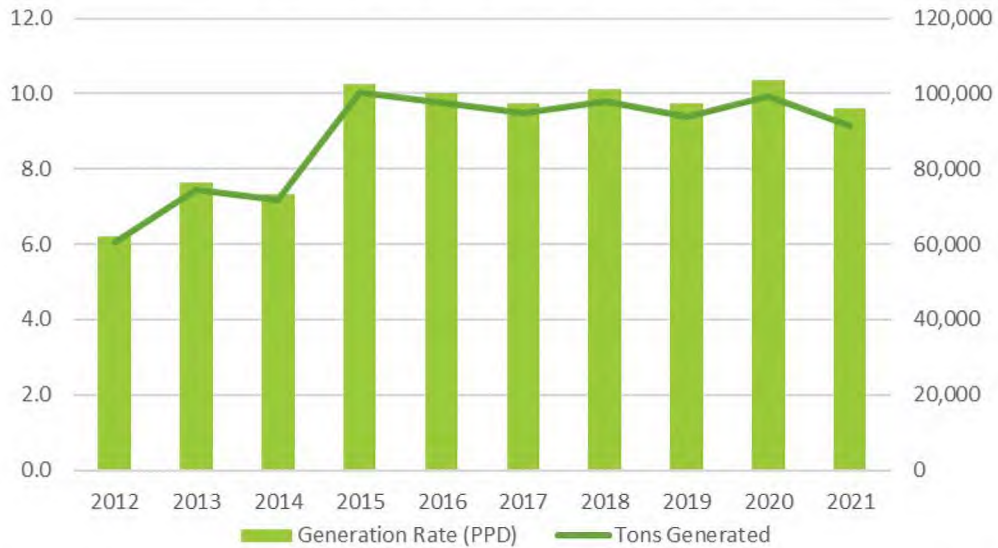
Sample Calculations (2021):

Per capita generation rate = (tons generated x 2000) ÷ (365 x population)  
 9.3 = (91,620 tons x 2,000) ÷ (365 x 54,217)

Annual percentage change = ((New year – old year) ÷ old year) x 100  
 -7.6% = ((91,620 tons – 99,181 tons) ÷ 99,181 tons) x 100

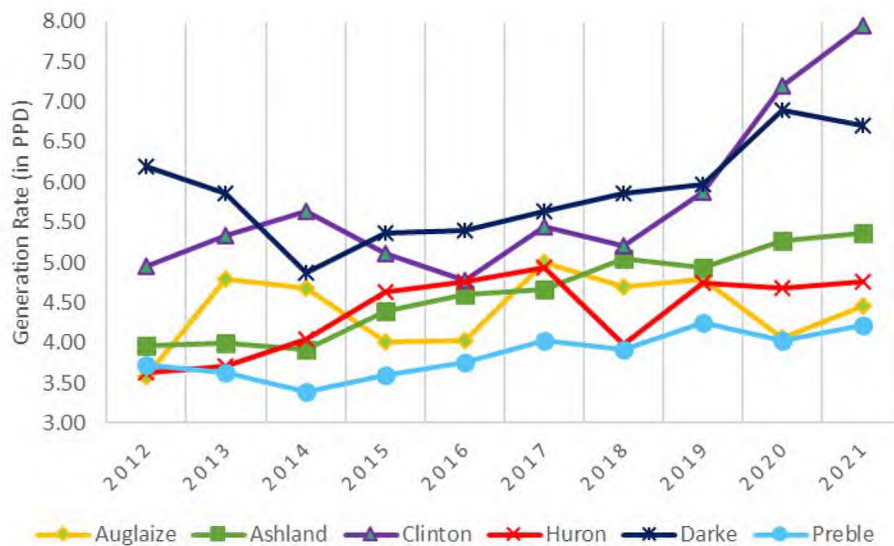
The following figure shows a graphical representation of the District’s waste generation from 2012 through 2021.

**Ashland SWMD Total Generation: 2012-2021**



The following figure compares the daily per capita generation rates of the District and other select Ohio solid waste management districts (SWMDs). The other SWMDs were selected because they share similar multi-county, geographical locations, or similar ratios of urban vs. rural land use patterns.

**Figure G-2. MSW Generation Rates for Selected Ohio SWMDs: 2012 - 2021**



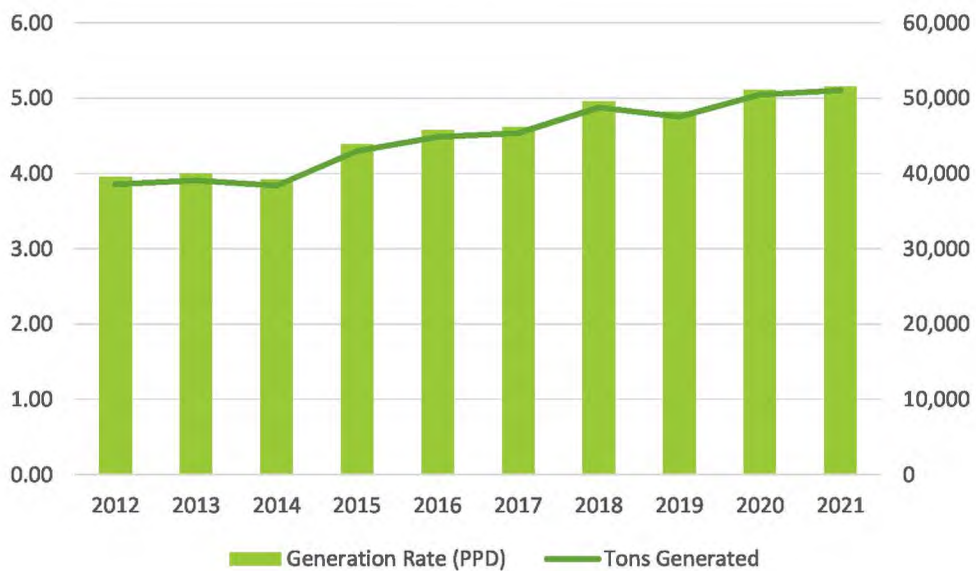
The average generation rate for all solid waste districts evaluated over the 10-year period was 4.86 ppd. The District’s average over the 10-year period was slightly lower at 4.55 ppd. The average generation tonnage for all solid waste districts evaluated over the 10-year period was 41,886. The District’s average over the 10-year period was higher at 45,378 ppd.

In general, all solid waste districts evaluated showed an increase in generation rates over time. The oscillation in generation rate see with some solid waste districts can be attributed to recycling data that can vary depending on data collection, markets and wet/dry summers for yard waste. The District had one of the more stable trends over time.

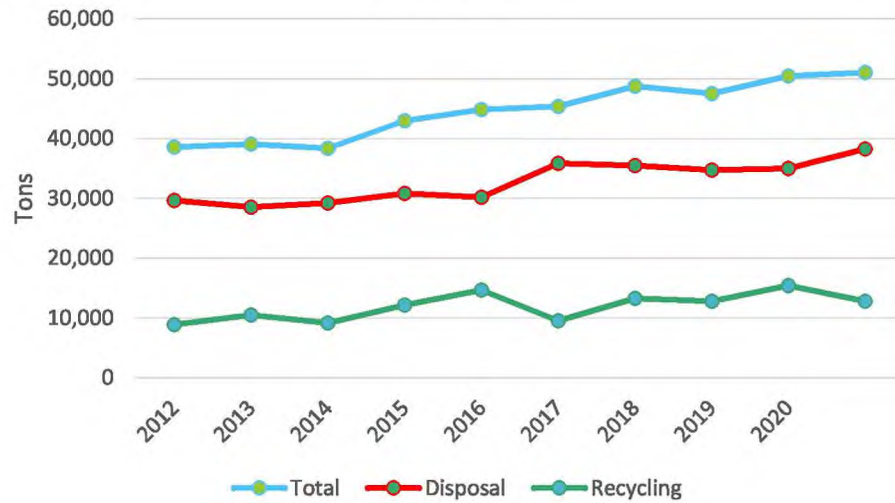
**1. Residential/Commercial Waste**

Total residential/commercial waste generation in the District has increased approximately 12,470 tons or 32% since 2012 as illustrated in **Figures G-3 and G-4**. Disposal increased approximately 8,600 tons or 22% from 2012 to 2021, while recycling increased nearly 3,870 tons or 30%.

**Figure G-3. District Residential/Commercial Waste Generation: 2012-2021**



**Figure G-4. District Residential/Commercial Waste Generation: 2012-2021**



The following table presents the residential/commercial sector per capita generation rates in pounds per person per day (PPD).

**Residential/Commercial Per Capita Generation Rates: 2012 - 2021**

Year	Disposal PPD	Recycled PPD	Total PPD
2012	3.04	1.65	4.69
2013	2.92	2.02	4.94
2014	2.99	1.71	4.70
2015	3.15	2.16	5.31
2016	3.09	2.67	5.76
2017	3.69	1.45	5.15
2018	3.67	2.05	5.72
2019	3.61	2.02	5.63
2020	3.65	2.41	6.07
2021	4.03	1.82	5.85

Per capita recycling rates have generally increased significantly over the past decade as drop-off recycling programs, municipal yard waste composting programs, and District recycling programs have been implemented, improved, and expanded throughout the District. Overall generation increased by a pound per person per day. Disposal has increased approximately a ¾ a pound per person per day. Recycling increased by almost a pound per person from 2012 – 2020 before dropping in 2021. Calendar year 2021 saw many changes in the District

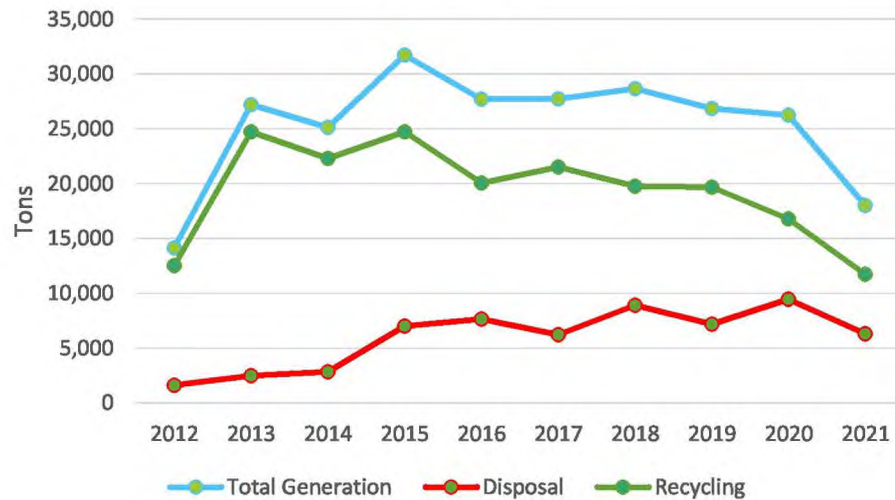
and a reduction of recycling services in the beginning part of the year that accounts for the drop. In addition, commercial recycling data collection was also down in 2021.

**2. Industrial Waste**

As per the 2020 State Solid Waste Plan, industrial sector recycling rates and projections are not required therefore industrial generation, which included recycling, is not provided in this section.

Industrial disposal projections are included in Appendix D and are included in the overall generation data in Table G-2 below. The following figures reflects the historical industrial generation trends from 2012-2021:

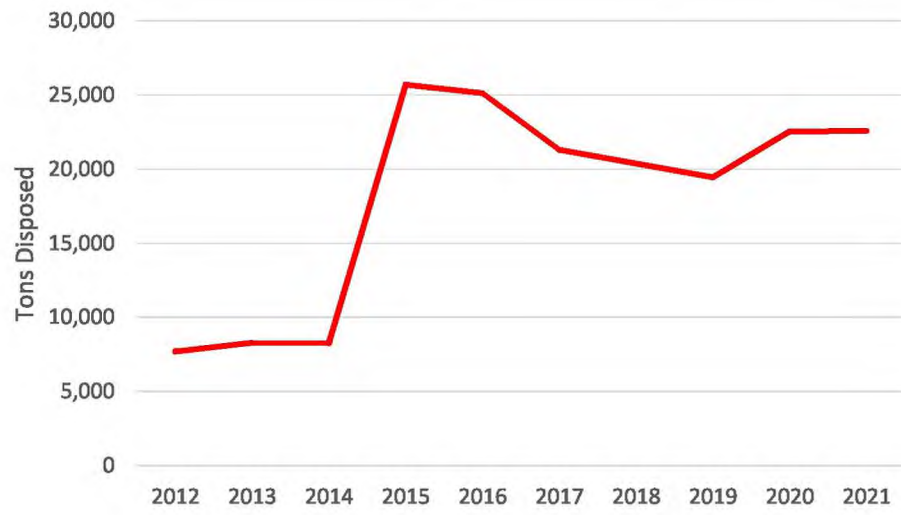
**Figure G-5. District Industrial Waste Generation: 2012-2021**



**3. Excluded Waste**

Excluded waste was determined to be more than 10.0 percent of the total waste disposed in the reference year. Generation data only includes disposal tonnage as recycling is not known. Generation went up dramatically in 2015 from primarily two landfills. Research on the reason for this increase has not resulted in any particular event, regulation or definition change in excluded waste to account for the increase. Since 2015, the amount of excluded waste has remained fairly consistent.

Figure G-6. Excluded Waste Disposed in the District: 2012-2021





**B. Generation Projections**

Generation projections for the District’s residential/commercial sector have been developed from projections included in Appendices D and E for disposal and recycling. These projections, which are presented in detail in Appendices D and E, are summarized below in **Table G-2**. In general, residential/commercial disposal tonnages are expected to increase annually. Recycling for the residential/commercial sector is projected to increase each year of the planning period.

Industrial disposal projections are included in Appendix D and are also included in Table G-2. Industrial generation (disposal and recycling) is not provided as it includes recycling which is not tracked in this Plan Update.

Excluded waste is projected to decrease during the planning period.

**Table G-2. Generation Projections**

Year	Population	Residential/ Commercial		Industrial	Excluded Waste	Total Tons	Per Capita Generation (ppd)	Annual % Change in Total Tons
		Disposal	Recycle	Disposal	Disposal			
2021	52,388	38,428	12,775	6,290	22,405	79,898	8.36	-----
2022	52,098	39,791	13,723	6,500	22,225	82,239	8.65	2.9%
2023	51,888	38,595	13,419	6,546	22,047	80,606	8.51	-2.0%
2024	51,677	36,876	13,515	6,592	21,870	78,852	8.36	-2.2%
2025	51,467	36,726	13,613	6,638	21,694	78,670	8.38	-0.2%
2026	51,146	36,497	13,711	6,684	21,520	78,413	8.40	-0.3%
2027	50,898	36,319	13,811	6,731	21,348	78,209	8.42	-0.3%
2028	50,649	36,142	13,911	6,779	21,176	78,008	8.44	-0.3%
2029	50,401	35,965	14,012	6,826	21,007	77,810	8.46	-0.3%
2030	50,224	34,261	14,115	6,874	20,838	76,088	8.30	-2.2%
2031	49,894	35,603	14,218	6,922	20,671	77,414	8.50	1.7%
2032	49,636	35,419	14,323	6,971	20,505	77,217	8.52	-0.3%
2033	49,377	35,234	14,428	7,020	20,341	77,023	8.55	-0.3%
2034	49,119	35,050	14,535	7,069	20,178	76,832	8.57	-0.2%
2035	48,933	34,917	14,642	7,119	20,016	76,694	8.59	-0.2%
2036	48,583	34,668	14,751	7,169	19,855	76,443	8.62	-0.3%
2037	48,305	34,469	14,861	7,219	19,696	76,245	8.65	-0.3%
2038	48,027	34,271	14,972	7,270	19,538	76,050	8.68	-0.3%
2039	47,749	34,072	15,084	7,321	19,381	75,858	8.71	-0.3%



# **APPENDIX H**

## **STRATEGIC EVALUATION**



## APPENDIX H. Strategic Evaluation

Appendix H includes thirteen (13) strategic analyses as required by Format v4.1. Each analysis is contained in the sections outlined below. In general, existing district programs (with program ID) are discussed first, followed by any additional analysis not necessarily related to an existing program. All existing programs have been qualitatively evaluated using the suggestions included within Format v4.1 and any identified strengths, weaknesses and opportunities (SWO) are summarized at the end of each section. For programs where data is available, quantitative evaluations have also been incorporated. The following sections are included in Appendix H:

<b>SECTION H-1</b>
•RESIDENTIAL RECYCLING INFRASTRUCTURE ANALYSIS
<b>SECTION H-2</b>
•COMMERCIAL SECTOR ANALYSIS
<b>SECTION H-3</b>
•INDUSTRIAL SECTOR ANALYSIS
<b>SECTION H-4</b>
•RESIDENTIAL/COMMERCIAL WASTE COMPOSITION ANALYSIS
<b>SECTION H-5</b>
•ECONOMIC INCENTIVE ANALYSIS
<b>SECTION H-6</b>
•RESTRICTED AND DIFFICULT TO MANAGE WASTE ANALYSIS
<b>SECTION H-7</b>
•DIVERSION ANALYSIS
<b>SECTION H-8</b>
•SPECIAL PROGRAM NEEDS ANALYSIS
<b>SECTION H-9</b>
•FINANCIAL ANALYSIS
<b>SECTION H-10</b>
•REGIONAL ANALYSIS
<b>SECTION H-11</b>
•DATA COLLECTION ANALYSIS
<b>SECTION H-12</b>
•EDUCATION AND OUTREACH ANALYSIS
<b>SECTION H-13</b>
•PROCESSING CAPACITY ANALYSIS

According to the 2020 State Solid Waste Management Plan, solid waste districts must prepare solid waste management plans that demonstrate progress towards achieving the following ten goals: The analysis contained in Appendix H evaluates the District's overall compliance with these goals.

**Goal #1**

- The SWMD shall ensure that there is adequate infrastructure to give residents and commercial businesses opportunities to recycle solid waste.

**Goal #2**

- The SWMD shall reduce and recycle at least 25 percent of the solid waste generated by the residential/commercial sector. The industrial sector goal has been eliminated.

**Goal #3**

- The SWMD shall provide the following required programs: a Web site; a comprehensive resource guide; an inventory of available infrastructure; and a speaker or presenter.

**Goal #4**

- The SWMD shall provide education, outreach, marketing and technical assistance regarding reduction, recycling, composting, reuse and other alternative waste management methods to identified target audiences using best practices.

**Goal #5**

- The SWMD shall incorporate a strategic initiative for the industrial sector into its solid waste management plan.

**Goal #6**

- The SWMD shall provide strategies for managing scrap tires, yard waste, lead-acid batteries, HHW, and obsolete/end-of-life electronic devices.

**Goal #7**

- The SWMD shall explore how to incorporate economic incentives into source reduction and recycling programs.

**Goal #8**

- The SWMD will use U.S. EPA's Waste Reduction Model (WARM) (or an equivalent model) to evaluate the impact of recycling programs on reducing greenhouse gas emissions.

**Goal #9**

- The SWMD has the option of providing programs to develop markets for recyclable materials and the use of recycled-content materials.

**Goal #10**

- The SWMD shall report annually to Ohio EPA regarding implementation of the SWMD's solid waste management plan.

**SECTION H-1. Residential Recycling Infrastructure Analysis**

This analysis evaluates the performance of the existing residential recycling infrastructure in Ashland County to determine if it is meeting the needs of the residential sector. As demonstrated in this section, the District has a robust recycling infrastructure with 15 drop-off recycling locations during the reference year. In addition, there are 2 non-subscription curbside communities in the District.

The first analysis conducted included a general infrastructure review for common recyclables generated by the residential sector. The following table identifies the common materials generated and if an outlet is available for the materials.

Recyclable Material	Local or Regional Outlet Availability	Availability
<b>Aluminum containers</b>	District Recycling Drop-Off Program City of Ashland Curbside Program Village of Loudonville Curbside Program	Daily to Weekly
<b>Corrugated cardboard</b>	District Recycling Drop-Off Program City of Ashland Curbside Program Village of Loudonville Curbside Program	Daily to Weekly
<b>Glass containers</b>	District Recycling Drop-Off Program Village of Loudonville Curbside Program	Daily to Weekly
<b>Mixed paper</b>	District Recycling Drop-Off Program City of Ashland Curbside Program Village of Loudonville Curbside Program	Daily to Weekly
<b>Newspaper</b>	District Recycling Drop-Off Program City of Ashland Curbside Program Village of Loudonville Curbside Program	Daily to Weekly
<b>Plastic containers</b>	District Recycling Drop-Off Program City of Ashland Curbside Program Village of Loudonville Curbside Program	Daily to Weekly
<b>Steel containers</b>	District Recycling Drop-Off Program City of Ashland Curbside Program Village of Loudonville Curbside Program Local and Regional Scrap Yards	Daily to Weekly

This broad-based analysis indicates a wide range of recycling services that covers the 2 largest communities and most townships in the District. In addition, there are local and regional scrap yards that take some ferrous and non-ferrous metals.

**A. Drop-off Recycling**

The District provides 15 publicly-available recycling drop-off sites strategically located throughout the District. The following geographic analysis indicates the communities served by the recycle drop-off system.

**1. Drop-off Recycling for Publicly-Available Sites**

**a. Locations of Drop-off Sites**

The District maintains a drop-off recycling collection program throughout much of Ashland County, with some of the drop-off sites having been established more than 20 years ago. The District's drop-offs are evenly distributed throughout the county as illustrated in the following figure which presents the location of each drop-off that operated during the reference year.

**List of Recycling Drop-offs by Political Subdivision**

Political Subdivision	At least one drop-off? <sup>1</sup>	Urban or Rural?
<i>Cities</i>		
<b>Ashland City</b>	✓	Urban
<i>Villages</i>		
<b>Bailey Lakes</b>	x	Rural
<b>Hayesville</b>	x	Rural
<b>Jeromesville</b>	x	Rural
<b>Loudonville</b>	✓	Rural
<b>Mifflin</b>	✓	Rural
<b>Perrysville</b>	✓	Rural
<b>Polk</b>	✓	Rural
<b>Savannah</b>	✓	Rural
<i>Townships</i>		
<b>Clear Creek Township</b>	✓	Rural
<b>Green Township</b>	✓	Rural
<b>Hanover Township</b>	✓	Rural
<b>Jackson Township</b>	✓	Rural
<b>Lake Township</b>	✓	Rural
<b>Mifflin Township</b>	✓	Rural
<b>Milton Township</b>	x	Rural
<b>Mohican Township</b>	✓	Rural
<b>Montgomery Township</b>	x	Rural
<b>Orange Township</b>	✓	Rural
<b>Perry Township</b>	✓	Rural
<b>Ruggles Township</b>	x	Rural
<b>Sullivan Township</b>	✓	Rural
<b>Troy Township</b>	✓	Rural
<b>Vermillion Township</b>	✓	Rural

<sup>1</sup> This table includes some double-counting. For instance, if a drop-off is located within a village, a check mark is included for that village as well as the township where the village is located.

An analysis of the number of drop-off sites indicates the following geographical results:

- There is 1 drop-off site per 986 in District population on average
- There is 1 drop-off site per 371 households in the District on average
- There is 1 drop-off site per 28.29 square miles in the District on average
- The only City in the District has 2 drop-off sites
- 5 out of 8 villages have a drop-off site
- 12 out of 15 townships have a drop-off site
- Quarterly audits of the program performance indicates several sites are close to capacity (based on number of containers and frequency of collection)

**b. *Materials Accepted, Minimum Standards, Size of Containers***

The drop-off recycling program accepts a comprehensive mix of materials, which include:

**Paper:**

- Newspapers
- Mixed Paper
- Magazines
- Cardboard: Corrugated
- Cardboard: Box board
- Cardboard: Shoe Boxes

**Cans/Containers:**

- Aluminum Beverage Cans
- Steel, Tin, Bimetal Food Cans
- Glass Containers

**Plastics:**

- Plastic Bottles and Jugs

All 15 District drop-offs meet the minimum standards to be classified as full-time, full-service drop-offs. Each of the 15 drop-offs is open 24 hours a day, 7 days a week. As stated above, each drop-off accepts a comprehensive list of materials, which exceeds the

minimum 5 materials designated as highly amenable for the residential sector to recycle.

The District's drop-off containers have a capacity of 8 cubic yards. Each site has a minimum of two recycle containers (1 for cardboard and paper and 1 for plastic/metal/glass). There are 55 total containers in the drop-off system (see section e for more details).

**c. Education and Awareness**

The District provides education and awareness programs to encourage residents to use the drop-offs for recycling, and provides information regarding the types of materials which are acceptable.

An analysis of the District's education of residents indicates the following:

- All drop-off sites contain the same signage and consistency of messaging
- All drop-off containers are the same color and size
- Every drop-off container has two signs indicating that bags are not acceptable in the program
- Adult participants are provided a variety of detailed flyers on the District web site including the following:
  - ✓ Recycle Right in 3 Easy Steps
  - ✓ What is and Is not Accepted in the Program
  - ✓ Drop-off Site Location Maps and Addresses
  - ✓ Other Opportunities to Recycle
- School age education is provided by the District's Environmental Educator. The stats on presentations made and number of students are as follows for 2021:
  - ✓ 450 lessons
  - ✓ 9,261 students

In addition, in 2022 and 2023, every single household in the County received 4 direct mailers that focused on the recycling drop-off program, how to participate correctly and what is accepted and not accepted.

Analyzing the effect of the education program can be attributed to the following:



- Increased pounds collected
  - ✓ Pounds collected has increased over 10,000 lbs per month since June 2021 on average
- Decreased contamination
  - ✓ Contamination has not been reported as a major issue by the District's contractor
- Phone calls on the program
  - ✓ Phone calls on the program indicate that most questions are related to what type of plastics are accepted followed by shred paper questions and how to bring recyclables to the sites since bags are not accepted
- Web site visits
  - ✓ Web site visits have increased from near zero hits per month to an average of 2,057 per month in 2021.

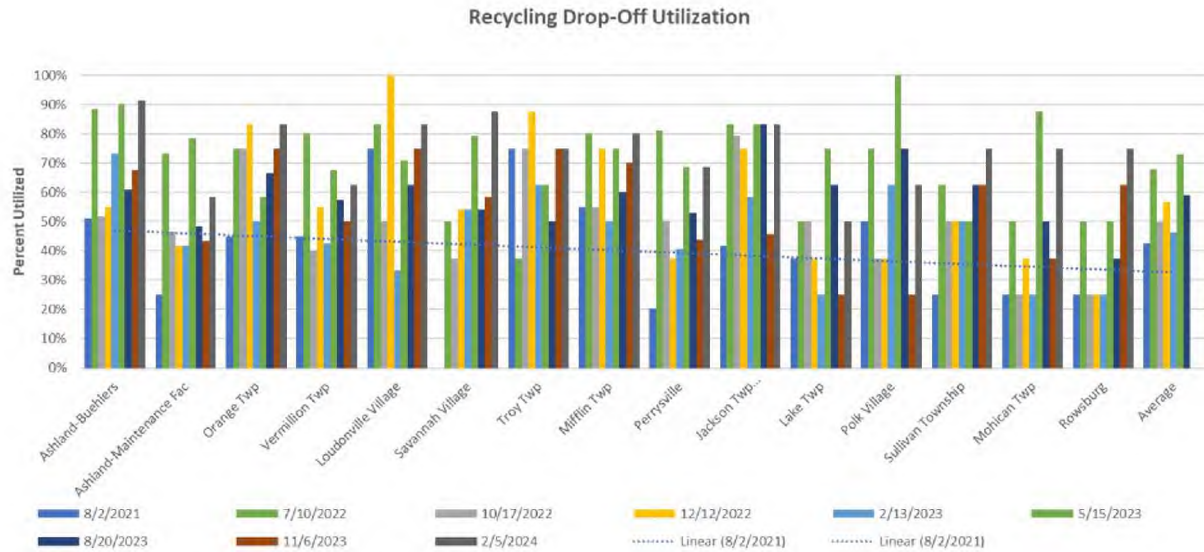
**d. Tons Recovered**

Tonnages at individual sites are not available. The following tons recovered analysis was conducted based on the partial year of 2021 since the program began in June (data is prorated to annual amounts when applicable):

Pounds collected per capita/month:	2.32
Pounds collected per capita/year:	27.84
Tons collected per month:	63.03
Tons collected per year:	756.36

**e. Utilization of Drop-off Program**

The District began conducting bi-yearly to quarterly audits of the drop-off program utilization. This analysis consisted of evaluating, on average, how full each container is prior to service. The purpose behind this ongoing assessment is to ensure all containers are being utilized and that the frequency of collection is appropriate for each site. The following chart depicts the container utilization by site for the two audits that were conducted in 2021, 2022 and 2023. The audits will continue throughout the planning period.



On average, the utilization of the containers improved from 43% in August of 2021 to 68% in July of 2022. The July 2022 audit may be skewed as it occurred right after a major holiday. Utilization stabilized in October of 2022 at 50%. In December of 2022, utilization increased to 57% and then decreased to 46% in February of 2023. For May of 2023, utilization jumped back up to 73%, the highest on record for the program. The number of sites that were above the overall average were:

- 6 or 15 sites in August of 2021
- 9 or 15 sites in July of 2022
- 5 or 15 sites in October of 2022
- 5 or 15 sites in December of 2022
- 8 of 15 sites in February of 2023
- 8 of 15 sites in May of 2023
- 8 of 15 sites in August of 2023
- 8 of 15 sites in November of 2023
- 10 of 15 sites in February of 2024

The following table indicates the number of 8 cubic yard containers at each site and the frequency of collection at the start of the contract in June of 2021:

Site	QN 8 CY	Frequency of Collection	Service Days
Ashland - Buehler's Fresh Food Market 1055 Sugarbush Drive, Ashland, Ohio	6-F 4-C	3/week	M, W, F
Ashland County Maintenance Facility 1270 Middle Rowsburg Rd, Ashland, Ohio	3-F 2-C	3/week	M, W, F
Cinnamon Lake 2188 Cinnamon Drive East, West Salem, Ohio	4-F 2-C	1/week	F
Lake Township Garage 2499 CR 175, Loudonville, Ohio	1-F 1-C	1/week	M
Loudonville Village Wally Road, North of Ballfields	1-F 1-C	1/week	M
Mifflin Twp - Township Garage 16 Maine Street E (State Rte. 603), Mifflin	3-F 2-C	1/week	W
Mohican Twp Garage 2008 SR 89, Jeromesville, Ohio	1-F 1-C	1/week	M
Orange Township, Nankin 930 CR 801, Ashland, Ohio (SR 58 and CR 801)	2-F 1-C	1/week	W
Perrysville Fire Department St. Rt. 39, Perrysville, Ohio	3-F 2-C	2/week	M, F
Polk Village Sewer Plant Congress St, Polk, Ohio	1-F 1-C	1/week	W
Rowsburg Community Center 199 US 250, Rowsburg, Ohio	1-F 1-C	1/week	F
Savannah Village Ball Park 55 Bailer Street, Savannah, Ohio	2-F 1-C	2/week	M, F
Sullivan Village Garage (Started 9/1/2021) 245 Twp Rd 501, Sullivan, Ohio	1-F 1-C	1/week	W
Troy Township 924 US Route 224, Nova, Ohio	1-F 1-C	1/week	F
Vermillion Twp- Ashland County- West Holmes Career Center 1763 St. Rt. 60 S, Ashland, Ohio	3-F 2-C	2/week	M, F

F=Fiber (cardboard and paper), C=Containers (bottles/cans/jars)

Based on the 9 audits conducted in 2021, 2022, 2023 and 2024 to date, several changes were made:

- Added new site in Savannah with 3 containers, 2 from Orange Twp and 1 from Ashland Maintenance Facility
- Added an additional container to Loudonville that came from Perrysville
- Increased the frequency of service for the Loudonville site to two times per week

The following table depicts the current drop-off program containers by site and frequency of collection.

Site	QN 8 CY	Frequency of Collection	Service Days
Ashland - Buehler's Fresh Food Market 1055 Sugarbush Drive, Ashland, Ohio	6-F 4-C	3/week	M, W, F
Ashland County Maintenance Facility 1270 Middle Rowsburg Rd, Ashland, Ohio	3-F 2-C	3/week	M, W, F
Cinnamon Lake 2188 Cinnamon Drive East, West Salem, Ohio	4-F 2-C	1/week	M
Lake Township Garage 2499 CR 175, Loudonville, Ohio	1-F 1-C	1/week	M
Loudonville Village Wally Road, North of Ballfields	2-F 1-C	2/week	M, F
Mifflin Twp - Township Garage 16 Maine Street E (State Rte. 603), Mifflin	3-F 2-C	1/week	W
Mohican Twp Garage 2008 SR 89, Jeromesville, Ohio	1-F 1-C	1/week	M
Orange Township, Nankin 930 CR 801, Ashland, Ohio (SR 58 and CR 801)	2-F 1-C	1/week	W
Perrysville Fire Department St. Rt. 39, Perrysville, Ohio	2-F 2-C	2/week	M, F
Polk Village Sewer Plant Congress St, Polk, Ohio	1-F 1-C	1/week	M
Rowsburg Community Center 199 US 250, Rowsburg, Ohio	1-F 1-C	1/week	W
Savannah Village Ball Park 55 Bailer Street, Savannah, Ohio	2-F 1-C	2/week	M, F
Sullivan Village Garage (Started 9/1/2021) 245 Twp Rd 501, Sullivan, Ohio	1-F 1-C	1/week	W
Troy Township 924 US Route 224, Nova, Ohio	1-F 1-C	1/week	F

Site	QN 8 CY	Frequency of Collection	Service Days
Vermillion Twp 1763 St. Rt. 60 S, Ashland, Ohio	3-F 2-C	2/week	M, F

**f. Cost of Drop-off Recycling**

The cost of the District’s drop-off program is based on a monthly fee charged and ranges from \$12,500 - \$13,800 per month (fuel surcharge/credit is the variable). The following cost analysis was conducted:

Cost of program per month:	\$12,500 - \$13,800
Cost per container placed per month:	\$236.00
Cost per average container services per month:	\$31.10
Cost per pound collected per month:	\$0.10
Cost per ton collected per month:	\$206.25

**g. Benchmarking Drop-Off Program**

The District obtained performance data from other Ohio solid waste districts from Ohio EPA. The data provided included the locations of sites and tonnage collected. To compare the District to other programs, the District chose the following counties and or solid waste districts:

Comparable Counties	Population
Ashland	52,447
Athens	62,431
Auglaize	46,422
Brown	43,676
Knox	62,721
Logan	46,150
Madison	43,824
Sandusky	58,896
Seneca	55,069
Shelby	48,230
Union	62,784
Washington	59,771
<b>Totals/Averages</b>	<b>53,535</b>

The District analyzed the general performance of each county to the District including the following:

- Population
- Square Miles in County
- Number of Sites
- Tons Collected
- Tons Collected Per Capita
- Pounds Collected Per Capita

The following table summarizes the data collected:

Comparable Counties	Pop	Sq Miles	# Sites	2021 Tons	Sites Per Sq Mile	Tons Per Capita	Pounds Per Capita
Ashland	52,447	424.4	15	756.36	28.29	0.014	28.84
Athens	62,431	506.8	11	812.13	46.07	0.013	26.02
Auglaize	46,422	401.3	10	1,053.85	40.13	0.023	45.40
Brown	43,676	491.8	17	629.19	28.93	0.014	28.81
Knox	62,721	527.2	17	1,357.33	31.01	0.022	43.28
Logan	46,150	458.5	16	2,501.90	28.66	0.054	108.42
Madison	43,824	465.2	9	19.24	51.69	0.000	0.88
Sandusky	58,896	409.2	14	1,253.00	29.23	0.021	42.55
Seneca	55,069	550.6	16	1,266.00	34.41	0.023	45.98
Shelby	48,230	409.3	8	223.50	51.16	0.005	9.27
Union	62,784	436.7	11	446.91	39.70	0.007	14.24
Washington	59,771	635.2	14	1,116.55	45.37	0.019	37.36
<b>Totals/Avg</b>	<b>53,535</b>	<b>476.35</b>	<b>13.17</b>	<b>953.00</b>	<b>37.89</b>	<b>0.018</b>	<b>35.92</b>

As can be seen with the data above, the following can be concluded:

- The District population is slightly above the average
- The District square miles is slightly below the average
- The District has slightly more sites than the average
- The District collected just under 200 tons less than the average
- The District is under the tons per capita average by .004 tons
- The District is 7.08 pounds per capita less than the average
- This Districts program is the newest of those compared in the table above

## **B. Conclusion and Possible Actions**

---

The District's recycling drop-off program has gone through a dramatic transformation from 2019-2021. This transformation involved a complete change in how recyclables are collected and processed. Since the new program did not start until June of 2021, many factors are still being evaluated. Even though the new program is only two years old at the time of the first draft of this Plan Update, the program performs well as compared to similar programs in other counties.

The District's program utilizes the most cost effective and efficient system used in the region and or state which includes the use of front load packer trucks and associated recycle containers. Each recycle container is designed for ease of use including dual sliding doors on each side for recyclables loading.

The District should continue to evaluate the program as it evolves and grows throughout the first 5 years of the planning period. Because the District has a limited budget, the actions listed below are meant to be achievable and sustainable into the future. Identifying lofty goals or possible actions were not developed for this Plan Update, instead, the following actions should be conducted for this program that are achievable and will assist the District in evolving this program over time:

1. Continue conducting quarterly performance and capacity audits of the program.
2. Conducting spot audits of participants using the program to engage with them to understand their recycling habits, their understanding of the program, contamination levels and other factors as needed to fully assess the program over time.
3. Continue to educate the participants of the program through presentations, web and social media, mailers and other forms of engagement to ensure the program grows sustainably.
4. Managing the current contract to ensure the contractor is performing per the requirements of the contract and associated request for proposal that was developed for the program.
5. Determining if the current contract should be extended beyond the first 5-year period or should a new RFP be issued. This decision should be made in late 2025 and early 2026.
6. Evaluate the option of dividing the recycling drop-off program into two collection and processing programs; cardboard, paper collected and processed separately from plastic, metal and glass. This analysis should be conducted if the current contract is not extended after the first 5 years of the initial contract.
7. Ensure the District owned recycling containers are maintained and presentable to the public throughout the planning period.

**C. Curbside Recycling**

There are currently two curbside recycling programs operating within Ashland County which includes the City of Ashland and the Village of Loudonville. Both programs are non-subscription. The following section analyses these programs to better understand their effectiveness.

**1. Curbside Recycling for the Public**

**b. Locations of Curbside Recycling**

The District 2 curbside recycling programs located in the City of Ashland and the Village of Loudonville. These programs cover the largest and second largest incorporated communities in the District.

**List of Curbside Recycling by Political Subdivision**

Political Subdivision	Non-Subscription	Subscription
<i>Cities</i>		
<b>Ashland City</b>	✓	x
<i>Villages</i>		
<b>Bailey Lakes</b>	x	x
<b>Hayesville</b>	x	x
<b>Jeromesville</b>	x	x
<b>Loudonville</b>	✓	x
<b>Mifflin</b>	x	x
<b>Perrysville</b>	x	x
<b>Polk</b>	x	x
<b>Savannah</b>	x	x
<i>Townships</i>		
<b>Clear Creek Township</b>	x	x
<b>Green Township</b>	x	x
<b>Hanover Township</b>	x	x
<b>Jackson Township</b>	x	x
<b>Lake Township</b>	x	x
<b>Mifflin Township</b>	x	x
<b>Milton Township</b>	x	x
<b>Mohican Township</b>	x	x
<b>Montgomery Township</b>	x	x
<b>Orange Township</b>	x	x
<b>Perry Township</b>	x	x
<b>Ruggles Township</b>	x	x
<b>Sullivan Township</b>	x	x



Political Subdivision	Non-Subscription	Subscription
Troy Township	x	x
Vermillion Township	x	x

An analysis of the number of curbside recycling programs indicates the following geographical results:

- 42% of the residents in the District have curbside recycling
- 58% of the residents in the District do not have curbside recycling
- The only City in the District has curbside recycling program
- The largest community in the District has a curbside recycling program
- 1 out of 8 villages have a curbside recycling program
- 0 out of 15 townships have a curbside recycling program

***h. Materials Accepted, Minimum Standards***

The curbside recycling programs accepts a comprehensive mix of materials, which include:

**Paper:**

- Newspapers
- Mixed Paper
- Magazines
- Cardboard: Corrugated
- Cardboard: Box board
- Cardboard: Shoe Boxes

**Cans/Containers:**

- Aluminum Beverage Cans
- Aerosol cans (Ashland only)
- Steel, Tin, Bimetal Food Cans
- Glass Containers (Loudonville only)

**Plastics:**

- Plastic Bottles and Jugs
- Plastic grocery bags/shrink wrap and stretch film (City of Ashland only)

Both District curbside programs meet the minimum standards to be classified as non-subscription. All residents in these communities are provided curbside recycling at no additional cost and residents do not have to opt into the program, the program is a part of there curbside services. As stated above, each curbside recycling program accepts a comprehensive list of materials, which exceeds the minimum 5 materials designated as highly amenable for the residential sector to recycle.

Both programs utilize small bins as the standard curbside recycling container. Loudonville has an option to go to carts for an additional rental fee.

***i. Education and Awareness***

The communities with curbside recycling offer their own education and resource materials. The District does provide environmental education for schools in and around the curbside communities about recycling in general.

***j. Curbside Performance and Metrics***

The following tons recovered analysis was conducted based on recycle data from each community for 2021:

Pounds collected per capita/month:	12.46
Pounds collected per capita/year:	74.75
Average people per household:	2.35
Pounds/household/year:	175.67
Tons collected per month:	68.5
Tons collected per year:	822

**Diversion Analysis by Household**

According to The Recycling Partnership (TRP), on average, the national rate of recovery from curbside recycling is 300-350 lbs/hh/year. TRP suggests that a good target recovery rate for communities would be 400-450 lbs./hh/year. They report some high performing communities achieve a 600 lbs./hh/year on average. The District averages 175.67 lbs per household per year which is well below the TRP range and 124-174 lbs per household per year lower that TRP target for a good recovery rate.

### **Diversion Analysis Per Capita**

Using the Ashland County average of 2.35 people per household and TRP household data above, on average, the national rate of recovery from curbside recycling per capita is 171 lbs with a target of 159 – 179 pounds per capita. High performing national communities have reported per capita recovery rates of 239 lbs per capita.

The average achieved by reporting District curbside communities in 2021 was 96 pounds below the national average according to TRP. The average achieved by reporting District curbside communities in 2021 was 84 – 104 pounds below the TRP suggested target recovery rate per capita.

### **Performance Compared to Previous Plan**

In the previous Plan Update reference year, District curbside communities recycled 807 tons in 2014 as compared to 822 tons in 2021, the reference year for this Plan Update. The increase of 15 tons or 2% was realized through the implementation of the last Plan Update.

### **Performance Compared to Drop-Off Program**

The curbside programs recycled 822 tons in 2021 as compared to the recycling drop-off program that recycled 756 tons in 2021. The difference is 66 tons. Curbside programs recycle 8% more than drop-off programs.

#### ***k. Utilization of Curbside Programs***

There is no known participation data from either community for their curbside programs.

#### ***l. Cost of Curbside Recycling***

The cost of each curbside program is controlled by the curbside communities.

#### ***m. Benchmarking Curbside Program***

The District obtained performance data from other Ohio solid waste districts from Ohio EPA. The data provided included communities with curbside recycling and tonnage collected. To compare the District to other programs, the District chose the following counties and or solid waste districts:

Comparable Counties	Population
Ashland	52,447
Athens	62,431
Auglaize	46,422
Brown	43,676
Knox	62,721
Logan	46,150
Madison	43,824
Sandusky	58,896
Seneca	55,069
Shelby	48,230
Union	62,784
Washington	59,771
<b>Totals/Averages</b>	<b>53,535</b>

The District analyzed the general performance of each county to the District including the following:

- Population
- Tons Collected
- Tons Collected Per Capita (overall county population)
- Pounds Collected Per Capita (overall county population)

The following table summarizes the data collected:

Comparable Counties	Pop	2021 Tons	Tons Per Capita	Pounds Per Capita
Ashland	52,447	822	0.016	31.35
Athens	62,431	1,276	0.020	40.88
Auglaize	46,422	829	0.018	35.72
Brown	43,676	443	0.010	20.29
Knox	62,721	0	0.000	0.00
Logan	46,150	683	0.015	29.60
Madison	43,824	1,276	0.029	58.23
Sandusky	58,896	998	0.017	33.89
Seneca	55,069	918	0.017	33.34
Shelby	48,230	878	0.018	36.41
Union	62,784	1,436	0.023	45.74
Washington	59,771	1,513	0.025	50.63
<b>Totals/Averages</b>	<b>53,535</b>	<b>922.67</b>	<b>0.017</b>	<b>34.67</b>

As can be seen with the data above, the following can be concluded:

- The District population is slightly above the average
- The District collected just under 100 tons less than the average

- The District is under the tons per capita average by .001 tons
- The District is .32 pounds per capita less than the average
- This District's program is the newest of those compared in the table above

**D. Conclusion and Possible Actions**

---

The curbside program is important because it provides the most convenient way for residents to recycle. The District has curbside recycling in the largest community in the District (Ashland) and the second largest community (Loudonville). No other curbside programs exist in the District. The District's population consists of 42% that have curbside recycling and 58% that do not.

Glass is still not collected by Ashland but the District has 2 recycling drop-off sites in the City that do accept glass. Both curbside communities are underperforming as compared to national statistics but perform better as compared to smaller rural counties in Ohio.

The District's communities run their own curbside recycling programs. Since only two communities representing 42% of the population has curbside recycling, the opportunity for program development with the other communities exists. Since the District is rural in nature with limited private sector competition and service offerings, there may be limited options to grow the curbside recycling program. With that said, the District should focus on the following:

1. Offer technical assistance to any community that desires to start a curbside recycling program such as overall guidance and bid specification assistance.
2. Conducting spot audits of program participation for the current programs (if requested by the communities). The audits would be similar to the tagging projects that have been conducted across Ohio and the Country.
3. Continue to educate school age children and adults on the proper way to recycle in general.

**SECTION H-2 and H-3 Business and Industrial Sector Analysis**

This analysis considers both commercial/institutional **and** industrial businesses in the District since the District’s business assistance programs service both similarly.

This analysis evaluates existing commercial and industrial waste recovery, the existing recycling infrastructure, and the existing programs and services offered by the District or the private sector. The goal of this analysis is to help the District identify types of businesses that could be targeted for additional recovery and determine if additional infrastructure or assistance is required to increase recovery of business waste streams.

**A. Business and Industry Profiles**

The following sections discuss the largest companies and entities in the District based on their waste generation.

**1. Commercial/Institutional Establishments**

Numerous commercial businesses and institutional organizations may have multiple properties within the District and many of these make solid waste management decisions independent of their parent business or organization. Therefore, for planning purposes, the District defines “establishment” as the physical location of a commercial/institutional and industrial property.

The following shows the top 50 waste generators that are commercial/institutional and industrial establishments.

**Top 50 Commercial/Industrial/Institutional Generators**

Company Name	Location
Ashland University	Ashland
Charles River Laboratories Inc	Ashland
Pentair	Ashland
Samaritan Medical Ctr Pharmacy	Ashland
Uh Samaritan Medical Ctr	Ashland
Walmart Supercenter	Ashland
Ashland Area Council	Ashland
Belmont Tower At Brethren Care	Ashland
Kingston Of Ashland	Ashland
Ohio Department of Transportation	Ashland
Snyder's-Lance Inc	Ashland
Step 2	Perrysville
Personnel Director	Ashland
Brethren Care Village	Ashland
Belmont Tower Apartments	Ashland
Bookmasters	Ashland

Company Name	Location
Atlas Bolt & Screw Co LLC	Ashland
Good Shepherd Home & Villa	Ashland
Crestview Board Of Education	Ashland
Custom Hoists Inc	Ashland
Packaging Corp Of America	Ashland
American Augers Inc	West Salem
Liqui-Box	Ashland
Mapleton High School	Ashland
Ashland Performance Materials	Ashland
Ashland High School	Ashland
Hedstrom Entertainment	Ashland
Ashland County Sheriffs Office	Ashland
Buehler's Fresh Foods	Ashland
Cowen Truck Line Inc	Perrysville
D-R Svc Inc	Ashland
Hedstrom Plastics Inc	Ashland
Home Depot	Ashland
Hospice Of North Central Ohio	Ashland
Pioneer National Latex	Ashland
Pioneer National Latex Inc	Ashland
Steel City Corp	Ashland
Tri State Youth Academy	Perrysville
Vacuum Parts	Ashland
Valley Transportation Svc Inc	Ashland
Wally World Riverside Resort	Loudonville
Ashland County Jobs & Family	Ashland
Elk & Elk Co LTD	Ashland
Fin Feather Fur Outfitters Inc	Ashland
Goschinski Fin Feather & Fur	Ashland
Lyn-Way Restaurant	Ashland
Tremco	Ashland
Ashland County-West Holmes Crr	Ashland
Ashland Theological Seminary	Ashland
Mohican Lodge & Conference Ctr	Perrysville

**B. Business Recycling Infrastructure**

There are a variety of recycling service providers and recyclers that are available to District businesses. The following table identifies key companies or establishments that accepted recyclables from District businesses during the reference year. This list is not exhaustive of all recycling opportunities available to the business sector.

**Recyclers for District Commercial and Industrial Waste**

Company Name
Accurate IT
Diamond Pallets
DR Services
DR Services
Gateway
Guys Tires
Heritage Crystal Kleen
Kimble Recycling
Kurtz Rolloffs
Medina Recycling
Metal Conversions
Milliron Recycling
Ohio Batteries
Omni Source
PCS Metals
Pinnacle
Quincy
Richland County Recycling and Transfer Station
R&R Pallets
River Valley
Recycle-It
Republic Services
Royal Oak Recycling
Rumpke
Safety Kleen
Smetz Tire
Waste Management

Some of these recycling facilities will collect or accept waste from a business based on their proximity, amount available, and market value of the material. Select facilities provide drop-offs for businesses. In addition, the District is serviced by multiple hauling companies that are listed below.

Haulers
Ashland Universities Facilities Mgmt.
City of Ashland Sanitation Department
Republic Services
Rumpke



<b>Haulers</b>
Waste Management

**C. Landfill Diversion (Industrial Sector)**

The landfill diversion analysis is being conducted for the industrial sector only. Recycling and disposal data can be isolated for the industrial sector, unlike the commercial sector which is combined with residential sector data.

In 2021, industrial businesses recycled approximately 11,723 tons of waste. As shown by the following table, corrugated cardboard comprise the majority of industrial sector recyclables followed by paper, ferrous metals and plastics. The following table shows the quantity of material recycled by the industrial sector in 2021.

**Table H-2.6. 2019 Industrial Recycling Tons by Material**

Description	Tons
Food (Composted)	150.00
Ferrous Metals	1,859.34
Non-Ferrous Metals	34.95
Corrugated Cardboard	4,211.43
All other paper	3,091.63
Plastics	1,512.63
Wood	513.34
Commingled Recyclables	316.73
Styrofoam	29.07
Ink/toner	4.28
<b>Totals</b>	<b>11,723.39</b>

A historical evaluation of the industrial sector shows the following tonnage recycled by year:

- 2017, a total of 21,518 tons
- 2018 a total of 19,757 tons
- 2019 a total of 19,676 tons
- 2020 a total of 16,776 tons
- 2021 a total of 11,723 tons

One of the overriding variables affecting increases and decreases of materials recycled in the industrial sector is due to whether or not a particular business responded to the District's recycling survey in a given year (2017-2021). Other factors that contribute to variations in tonnage include economic factors, energy/fuel pricing, and other economic issues. Since Ohio EPA changed the industrial

engagement and goals in the State Plan, recycling tonnage is not going to be tracked by the District starting in 2022.

The District offers the commercial and industrial sector several programs or initiatives including the following:

- Access to the District's recycling drop-off program for small volumes and manageable materials that are acceptable in the program.
- The District provides technical assistance to local businesses that request facility assessments and or solid waste management advice.
- The District is available to sponsor businesses for Ohio EPA market development grants and scrap tire grants if requested.
- A District Coordinator is available, if requested, to speak on various solid waste and recycling topics to any business.

#### **D. Conclusions and Possible Actions**

---

Since the industrial sector recycling goal is no longer tracked for the new state solid waste management plan, the District has concluded that its engagement with the industrial sector will focus on technical assistance, grant assistance and speaker engagement.

In addition, the District should promote Ohio EPA's Materials Market Place which is an online materials exchange. Through the participation in the OMMP, District businesses have the opportunity to generate cost savings, energy savings and create jobs through finding outlets for hard-to-recycle wastes and by-products.

Finally, the District should continue researching and engaging with the recycling industry and Ohio EPA on ways to increase recycling opportunities and services for businesses and institutional sector entities.

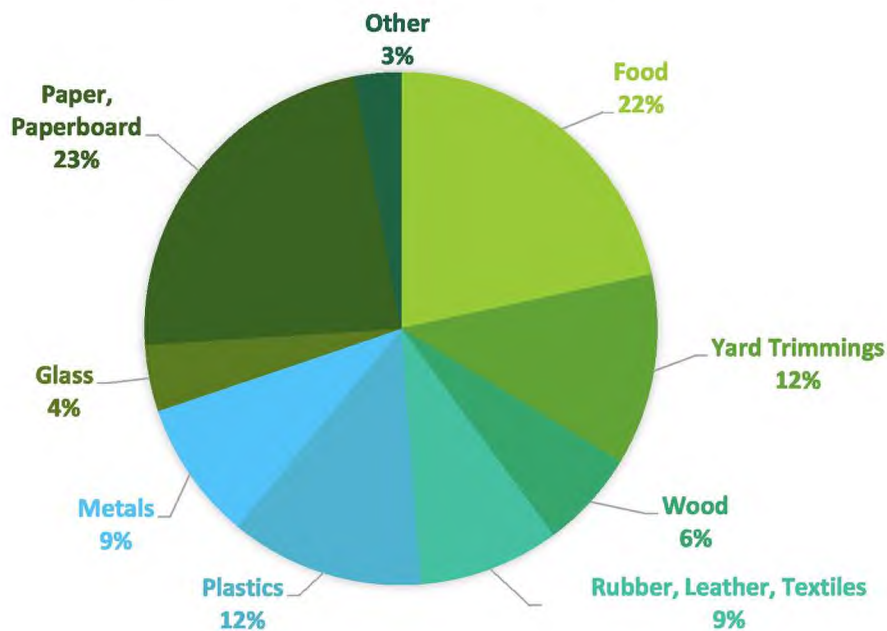
**SECTION H-4. Residential/Commercial Waste Composition**

The purpose of this section is to look at the wastes that typically comprise the largest portions of the waste stream by weight and evaluate the availability of and need for programs to recover those materials. The District used the U.S. EPA’s waste composition and waste generation estimates to conduct this analysis.

**A. Residential/Commercial Sector Waste Composition**

According to U.S. EPA, paper and paperboard, food waste, and yard waste are the categories comprising the highest percentages of the residential/commercial waste stream by weight *before* any recycling takes place (see **Figure H-4.1**). Therefore, the District has targeted these waste streams for evaluating their management system in Sections B, C, and D of this analysis.

**Figure H-4.1. U.S. Residential/Commercial Waste Composition by Weight: 2018**



**Source:** US EPA. Advancing Sustainable Materials Management: 2018 Fact Sheet. December 2020.

The District’s recycling programs (curbside, drop-off, yard waste) along with local and regional recycling facilities, brokers and scrap yards provide recycling opportunities for the majority of materials identified in the above composition. In 2021, the following were recycled:

**Table H-4.1 Reference Year (2021) Recycling Data**

Description	Tons Recycled
Appliances/White Goods	36.77
Household Hazardous Waste	42.94
Used Motor Oil	3.27
Electronics	0.00
Scrap Tires	1,125.30
Dry Cell Batteries	0.29
Lead-Acid Batteries	17.39
Food	638.75
Glass	4.85
Ferrous Metals	2,357.12
Non-Ferrous Metals	192.21
Corrugated Cardboard	3,895.54
All Other Paper	753.96
Plastics	146.58
Textiles	588.96
Wood	225.81
Rubber	0.00
Commingled Recyclables	961.80
Yard Waste	1,507.94
Ash (Recycled Only)	n/a
Non-Excluded Foundry Sand	n/a
Other-EPA	275.54
Other	0.00
Other	0.00
<b>Totals</b>	<b>12,775.01</b>

For the top three categories identified in the US EPA waste composition, the District reported the following recycled in 2021:

- Paper/cardboard – 4,649 tons
- Food waste – 639 tons
- Yard trimmings – 1,508 tons

These performance results were achieved through a combination of District programs and initiatives and the private sector facilities and generator programs.

**B. Paper/Cardboard**

The District's recycling processor service providers are included in the following table:

**Table H-4.2 Reference Year (2021) Recycling Processors**

Facility Names	County	State	Type of Facility
<b>Accurate IT</b>	Franklin	Ohio	Processor
<b>Diamond Pallets</b>	Ashland	Ohio	Processor
<b>Gateway</b>	Cuyahoga	Ohio	MRF
<b>Guys Tires</b>	Ashland	Ohio	Tire Dealer
<b>Kimble Recycling</b>	Summit	Ohio	MRF
<b>Medina Recycling</b>	Medina	Ohio	MRF
<b>Metal Conversions</b>	Richland	Ohio	Processor
<b>Milliron Recycling</b>	Richland	Ohio	Scrap Yard
<b>Omni Source</b>	Richland	Ohio	Scrap Yard
<b>Pinnacle</b>	Summit	Ohio	Processor
<b>Quincy</b>	New Haven	Indiana	1142
<b>R&amp;R Pallets</b>	Ashland	Ohio	Processor
<b>Recycle-It</b>	Cuyahoga	Ohio	MRF
<b>Richland County Recycling and Transfer Station</b>	Richland	Ohio	Transfer Station
<b>River Valley</b>	Summit	Ohio	Processor
<b>Smetz Tire</b>	Ashland	Ohio	Tire Dealer
<b>Rumpke</b>	Richland	Ohio	MRF
<b>Waste Management</b>	Summit	Ohio	MRF

Not every facility listed above accepts paper and cardboard.

The District's recovery rate per capita in 2021 was 177 lbs/person based on 4,649 tons of paper and cardboard recycled.

Based on US EPA data, 23% of the residential/commercial waste is paper and cardboard. The District generated 51,036 tons of residential/commercial waste in 2021. Applying the 23% US EPA to the District's waste generation, approximately 11,723 tons of paper and cardboard were generated in 2021. The District recycled 4,649 tons or 40% of the paper and cardboard generated. Approximately 7,074 tons of paper and cardboard are disposed of instead of being recycled using US EPA data.

### C. Food Waste Programs

---

The District's recovery rate per capita in 2021 was 5 lbs/person based on 131 tons of food waste composted.

Based on US EPA data, 22% of the residential/commercial waste is food waste. The District generated 51,036 tons of residential/commercial waste in 2021. Applying the 22% US EPA to the District's waste generation, approximately 11,228 tons of food waste were generated in 2021. The District recycled 131 tons or 1% of the food waste generated. Approximately 11,097 tons of food waste are disposed of instead of being recycled using US EPA data.

The District compared its food waste per capita tons and pounds to other similar population counties in the State of Ohio. The following table summarizes the data collected:

Comparable Counties	Population	2021 Tons	Tons Per Capita	Pounds Per Capita
Ashland	52,447	131	0.002	5.00
Athens	62,431	721	0.012	23.10
Auglaize	46,422	96	0.002	4.14
Brown	43,676	0	0.000	0.00
Knox	62,721	163	0.003	5.20
Logan	46,150	167	0.004	7.24
Madison	43,824	265	0.006	12.09
Sandusky	58,896	278	0.005	9.44
Seneca	55,069	1,055	0.019	38.32
Shelby	48,230	119	0.002	4.93
Union	62,784	609	0.010	19.40
Washington	59,771	141	0.002	4.72
<b>Totals/Averages</b>	<b>53,535</b>	<b>312</b>	<b>0.006</b>	<b>11.13</b>

As can be seen with the data above, the following can be concluded:

- The District population is slightly below the average
- The District collected 181 tons less than the average
- The District is under the tons per capita average by .004 tons
- The District is 6.13 pounds per capita less than the average

### D. Yard Waste Programs

---

Based on Ohio EPA reports, 5 Class III and Class IV composting facilities processed District yard waste in 2021. There was 1 located within the District. **Table H-4.2** identifies these facilities and the amount of material processed originating from within the District.

**Table H-4.2 Class III and IV Compost Facilities and Processing Data**

ID#	Facility or Activity Name	Class	Open to Public	Location	Tons Received from the SWMD	
					Food Waste	Yard Waste
<b>Compost Facilities</b>						
YW1	Paradise Composting	III	Yes	4300 Mechanicsburg Road Wooster, Ohio	0	184
YW2	Zollinger Sand & Gravel Co	IV	Yes	11687 Wadsworth Road Rittman, Ohio	0	7
YW3	Willo'dell Yard Waste	IV	Yes	1398 US Rte. 42 Ashland, OH	0	564
YW4	Park Enterprise Construction Co	IV	Yes	560 Barks Road West Marion, Ohio	0	752
YW5	Hauler and Walmart Food Waste Data	N/A		N/A	131	
<b>Total</b>					<b>131</b>	<b>1,507</b>
<b>Community Yard Waste Collection Programs</b>						
YW6	City of Ashland Yard Waste and Leaf Collection					0
<b>Total</b>					<b>0</b>	<b>0</b>

The District’s recovery rate per capita in 2021 was 57 lbs/person based on 1,507 tons of yard waste composted.

Based on US EPA data, 12% of the residential/commercial waste is tard waste. The District generated 51,036 tons of residential/commercial waste in 2021. Applying the 12% US EPA to the District’s waste generation, approximately 6,124 tons of yard waste were generated in 2021. The District recycled 1,507 tons or 25% of the yard waste generated. Approximately 4,617 tons of yard waste are disposed of instead of being recycled using US EPA data.

The District compared its yard waste per capita tons and pounds to other similar population counties in the State of Ohio. The following table summarizes the data collected:

Comparable Counties	Population	2021 Tons	Tons Per Capita	Pounds Per Capita
Ashland	52,447	1,507	0.029	57.47
Athens	62,431	2,179	0.035	69.81
Auglaize	46,422	1,497	0.032	64.50
Brown	43,676	77	0.002	3.53
Knox	62,721	3,238	0.052	103.25

Comparable Counties	Population	2021 Tons	Tons Per Capita	Pounds Per Capita
Logan	46,150	4,792	0.104	207.67
Madison	43,824	290	0.007	13.23
Sandusky	58,896	2,563	0.044	87.03
Seneca	55,069	1,969	0.036	71.51
Shelby	48,230	19,363	0.401	802.94
Union	62,784	4,891	0.078	155.80
Washington	59,771	3,237	0.054	108.31
<b>Totals/Averages</b>	<b>53,535</b>	<b>3,800</b>	<b>0.073</b>	<b>145.42</b>

As can be seen with the data above, the following can be concluded:

- The District population is slightly below the average
- The District collected 2,293 tons less than the average
- The District is under the tons per capita average by .044 tons
- The District is 87.95 pounds per capita less than the average

**E. Conclusions and Possible Actions**

---

The residential/commercial waste composition analysis shows that the District is performing at a level consistent or lower than other rural solid waste districts. Given the recycling and composting infrastructure locally and regionally, there appears to be adequate opportunities for materials to be recycled or composted. Food waste stands out as the lowest performing diversion and may be the result of few Class II compost facilities and haulers in the area to provide food waste management services. Because the District is rural in nature, has a limited budget and staff, the core programs discussed in this Plan Update are deemed adequate and or an improvement from the previous Plan Update. No other suggested changes or priorities are identified based on this analysis.



**SECTION H-5. Economic Incentive Analysis**

The District currently does not offer any economic incentive-based programs. However, the City of Ashland does limit residents to no more than six bags of garbage (maximum of 33 gallons each). Residents are charged for any additional bags of garbage at the rate of \$1 per bag. This rate structure does create an economic incentive to reduce the amount of trash and increase recycling within the City.

**A. Conclusions and Possible Actions**

---

Given the rural nature of the District and the overall budget of the District, the District does not feel it is in a position to create economic incentive programs. The District does acknowledge that it can continue to offer technical assistance to support economic incentive programs especially in the residential/commercial sector for curbside recycling programs.

## SECTION H-6: Restricted and Difficult-to-Manage Waste Streams Analysis

A number of materials, while not typically found in solid waste in large quantities, are not desired in a landfill. These materials include scrap tires, household hazardous wastes, Pharmaceuticals, lead-acid batteries, e-waste (or electronics), and appliances. The District or local communities have programs designed to address each of these materials.

The first analysis conducted included a general infrastructure review for common difficult to manage materials generated by the residential sector. The following table identifies the common materials generated and if an outlet is available for the materials.

Recyclable Material	District, Local or Regional Outlet Availability	Service Availability
Appliances – Refrigerant Containing	2 Local facilities 1 regional facility 2023-refrigerant appliance voucher program	Daily
Appliances – Non-Refrigerant Containing	Local and regional scrap yards	Daily
Electronic waste	District annual Ewaste collection Local company options	Annually to Daily
Household batteries	District annual HHW collection	Annually
Household hazardous waste	District annual HHW collection	Annually
Lead acid batteries	District annual HHW collection Local scrap yards and parts stores	Annually to Daily
Pharmaceuticals	2 local options	Daily
Scrap tires	District scrap tire voucher program	Daily

### A. Household Hazardous Wastes (HHW)

The District historically conducted HHW events every other year through 2019. Events typically serviced approximately 200-300 cars and were held at the Ashland County Recycling Center. The costs for the events ranged from \$20,000 to \$35,000. No events were conducted in 2020.

The District contracted with a contractor to provide HHW services for scheduled temporary collection events beginning in 2021. The contract includes programs for 2021-2023 with optional extension years for 2024 and 2025. These events occur at the Ashland County Fairgrounds in Ashland, Ohio. The District conducted an HHW collection event on July 17, 2021.

The District provided the following:

- One District staff member shall be designated as the collection coordinator; and shall work with the contractor's program manager to resolve any questions or problems that may arise.
- Identify and obtain the use of any temporary collection site location
- All promotion and advertising of the collection event, and the list of materials and instructions shown in Attachment A. Contractor may be asked to assist by providing advice and information to be used in press releases, etc.
- Survey residents entering the site.

Household Hazardous Waste and Paint Collection Day



**Where:** Ashland County Fairgrounds (Main Gate)  
2042 Claremont Ave  
Ashland, Ohio

**When:** July 17, 2021 from  
8 am to 1 pm (Rain or Shine)

**Who:** Ashland County Residents  
(proof of residency required)

Acceptable Materials

Adhesives and glues, aerosols, antifreeze, automobile care products, BBQ and camping propane cylinders, diesel fuel, fire extinguishers, fluorescent bulbs (tube and compact), freon, gasoline, grease, helium cylinders, household cleaners, kerosene, motor oil, oil/solvent/latex-based paint and paint products, pesticides, pool chemicals, lubricants, medical oxygen cylinders, mercury containing products, rechargeable batteries, roof and driveway sealers

Not Acceptable

Business, school, government, or farm wastes, alkaline batteries, appliances, ammunition, automobile parts, containers larger than 5 gallons, DEA-controlled substances, electronic waste, explosives, gunpowder, medical or infectious waste, non-rechargeable batteries, prescription medications, PCB oil, transformers and capacitors, radioactive materials, or tires

For additional information or questions contact:  
**Ashland County Solid Waste District**  
Phone: 419-282-4263  
Email: [recycling@ashlandcounty.org](mailto:recycling@ashlandcounty.org)  
Website: [www.ashlandcounty.org](http://www.ashlandcounty.org)



The HHW contractor provided the following:

- Necessary staff to operation the temporary collection event.
- Project manager responsible for site management, staff supervision and point of contact for the District for all aspects of the collection event including pre and post collection event details.
- Unloading of resident vehicles.
- Carts for vehicle unloading.
- Traffic control both inside and outside the site.
- Cones for traffic control.
- Tools necessary to conduct HHW collection operation.

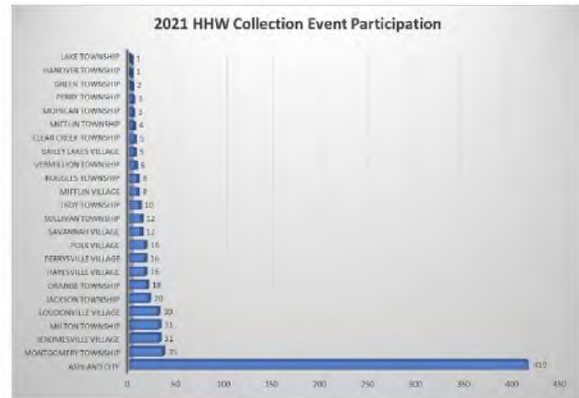
- Sorting and packaging of acceptable HHW materials including high hazard materials, lab packs (no packing lists required) and unknowns.
- Bulking (quart and larger sized HHW materials) of antifreeze and used oil only. No paint or other flammable liquids bulking, or any other bulking operations will be conducted.
- Packaging materials such as 5-55-gallon containers/drums, cubic yard boxes, overpacks, vermiculite, etc that meet the Department of Transportation's requirements.
- Label each container and provided labels (DOT and Packaging).
- Staging of high hazard materials, potential lab pack materials and unknowns in a special area for HHW contractor assessment and packaging.
- Load packaged HHW materials for offsite shipment in HHW contractor's transportation vehicles.
- Removal of all equipment, supplies and HHW materials at the conclusion of the special collection event
- Transportation equipment such as trailers, roll-off boxes, box trucks, etc.
- Shipment paperwork, manifests, bills of lading, container labels and vehicle placards to meet Department of Transportation requirements. Container labels will be provided in advance, so the District has an inventory of all labels and markings needed for each accepted HHW waste stream.
- Specialty supplies, containers and packing materials for high hazard materials, lab packs and unknowns. The District will supply standard containers (5-55-gallon steel, poly or fiber containers and cubic yard boxes) and packing materials but the HHW contractor is expected to supply all other materials needed to package and ship off-site these materials.
- Material handling equipment such as forklift, drum dolly, pallet jack, etc.
- Personal protective equipment such as gloves, aprons, Tyvek suits, goggles, boots, etc.
- Spill response equipment and supplies such as oil dry, absorbent pads, absorbent socks, mercury spill kit, etc.
- On-site health and safety plan.
- On-site standard operating procedure.
- Other materials, supplies, equipment needed to operate the collection event.



The following are the 2021 HHW event metrics:

- 712 cars attended
- 94,036 pounds of HHW collected
- \$37,837.86 project costs

The District also provides education to the public on its website regarding opportunities in the local and regional area for some HHW materials.



**Conclusions and Possible Actions**

The District has successfully transitioned from accepting HHW at the now closed Ashland County Recycling Center on a bi-yearly basis to the annual HHW collections conducted at the Ashland County Fairgrounds. This transition occurred in 2021. The District feels comfortable that its service offerings for residential generated HHW meets the needs of the community. No additional collection programs are suggested for this Plan Update. The District should educate residents on the proper management of HHW whenever possible through its education program.

**B. Lead-Acid Batteries**

The District collects lead-acid batteries at the annual HHW events. In 2021, the HHW event collected the following:

- 995 pounds of lead acid batteries

In addition to the annual HHW collection event, the District lists on its web page other locations that accept lead acid batteries throughout the year.

**Conclusions and Possible Actions**

The District has successfully transitioned from accepting lead acid batteries, through the bi-annual HHW events, at the now closed Ashland County Recycling Center to the annual HHW collections conducted at the Ashland County Fairgrounds. This transition occurred in 2021. The District feels comfortable that its service offerings for residential generated lead acid batteries meets the needs of the community. No additional collection programs are suggested for this Plan Update. The District should educate residents on the proper management of lead acid batteries whenever possible through its education program.

### **C. Household Batteries**

---

The District collects household batteries at the annual HHW events. In 2021, the HHW event collected the following:

- 995 pounds of lead acid batteries
- 69 pounds of lithium batteries
- 21 pounds of alkaline batteries
- 491 pounds of NiMH batteries

In addition to the annual HHW collection event, the District lists on its web page other locations that accept certain household batteries throughout the year.

### **Conclusions and Possible Actions**

---

The District has successfully transitioned from accepting household batteries, through the bi-annual HHW events, at the now closed Ashland County Recycling Center to the annual HHW collections conducted at the Ashland County Fairgrounds. This transition occurred in 2021. The District feels comfortable that its service offerings for residential generated household batteries meets the needs of the community. No additional collection programs are suggested for this Plan Update. The District should educate residents on the proper management of household batteries whenever possible through its education program.

### **D. Scrap Tires**

---

The District historically collected scrap tires at the Ashland County Recycling Center until 2020 when the facility was closed. In 2021, the District formally closed its scrap tire storage facility as well.

The District then created a scrap tire voucher program in 2021 in conjunction with the Ashland County Health Department. The program was offered to all Ashland County residents. The voucher program allows any District resident to obtain 1 voucher per visit for up to 10 acceptable tires. The Ashland County Health Department operated under the following procedures:

- Work with the voucher distributors to ensure the following:
  - ✓ Provide the initial supply of vouchers to distributors in the program.
  - ✓ Ensure the distributors verify residency (Ashland County resident).
  - ✓ Ensure the distributors issue 1 voucher per visit for up to 10 acceptable tires.

- ✓ Ensure the distributors complete the tracking form for vouchers distributed.
  - ✓ Ensure the distributors submit completed forms monthly to the Ashland County Health Department.
  - ✓ Provide more vouchers as needed.
  - ✓ Ensure the distributors communicate any issues, concerns or questions to the District or Health Department as needed.
  - ✓ Answer phone calls on the program from residents.
- Work with the scrap tire dealers to ensure the following:
    - ✓ Ensure the scrap tire dealers accept up to 1 voucher per visit for up to 10 acceptable tires (passenger and light truck).
    - ✓ Ensure the scrap tire dealers do not accept tractor, semi-truck or commercial tires.
    - ✓ Ensure the scrap tire dealers complete the tracking forms for vouchers processed and submit monthly with their invoice for tires accepted to the Ashland County Health Department.
    - ✓ Ensure the scrap tire dealers communicate any issues, concerns or questions to the Ashland County Health Department as needed.
  - Work with the Ashland County Commissioners and District to add or subtract dealers and distributors as needed as the program grows or changes.
  - Conduct annual or more frequent audits of the voucher distributors and scrap tire dealers to ensure effectiveness of the program and to identify any issues.
  - The Ashland County Commissioners reserves the right to adjust, change, retract, increase, or terminate the program at any point, with or without cause.
  - The Ashland County Commissioners and Solid Waste District will provide the following:
    - ✓ Payment for approved tires accepted at the scrap tire dealers per separate agreements with the dealers.
    - ✓ Review and approve the vouchers and reporting forms used in the program.
    - ✓ Advertise and promote the program.

The District, working with the Ashland County Health Department, partnered with the 5 following entities to distribute vouchers to residents:

County Health Department  
1763 State Route 60  
Ashland OH 44805

Commissioners Office  
110 Cottage Street 2nd Floor  
Ashland OH 44805

Loudonville Village Hall  
156 N. Water Street  
Loudonville OH 44842

Polk Market & Deli  
401 N. Main Street  
Polk OH 44866

Sullivan Market  
246 State Route 58  
Sullivan OH 448880

The scrap tire voucher distributors operated as follows:

- Verify residency (Ashland County resident)
- Issue 1 voucher per visit for up to 10 acceptable tires
- Complete attached tracking form for vouchers distributed
- Submit completed form monthly to Ashland County Health Department
- Request more vouchers as needed through the Ashland County Health Department (1763 State Route 60, Ashland, Ohio, Attention Jen Helbert, 419-282-4231)
- Communicate any issues, concerns or questions to the District or Health Department as needed

**Scrap Tire Voucher Program**

**Who:** Ashland County Residents Only (proof of residency required)

**What:** Passenger, light truck, ATV, and motorcycle tires, clean and off the rim. Ten (10) tire limit per voucher per load.

**How:** Obtain voucher from one of the locations listed below. Issued voucher will have approved tire dealer information.

**Where: Voucher Locations**  
(One voucher issued per visit)

<b>County Health Department</b> 1763 State Route 60 Ashland OH 44805 Monday-Friday 8AM-4PM	<b>Commissioners Office</b> 110 Cottage Street 2nd Floor Ashland OH 44805 Monday-Friday 9AM-4PM
<b>Loudonville Village Hall</b> 156 N. Water Street Loudonville OH 44842 Monday-Friday 8AM-4PM	<b>Polk Market &amp; Deli</b> 401 N. Main Street Polk OH 44866 Sunday-Saturday 6AM-10PM
<b>Sullivan Market</b> 246 State Route 58 Sullivan OH 448880 Sunday-Saturday 8:30AM-8:00PM	

**When:** Year-round or until vouchers are allotted.

For additional information or questions contact:  
**Ashland County Health Department**  
Phone: 419-282-4337  
Email: [recycling@ashlandcounty.org](mailto:recycling@ashlandcounty.org)  
Website: [www.ashlandcounty.org](http://www.ashlandcounty.org)

The District partnered with two scrap tire dealers in the City of Ashland to receive and ensure proper management of the scrap tires. The dealers operated under the following procedures:

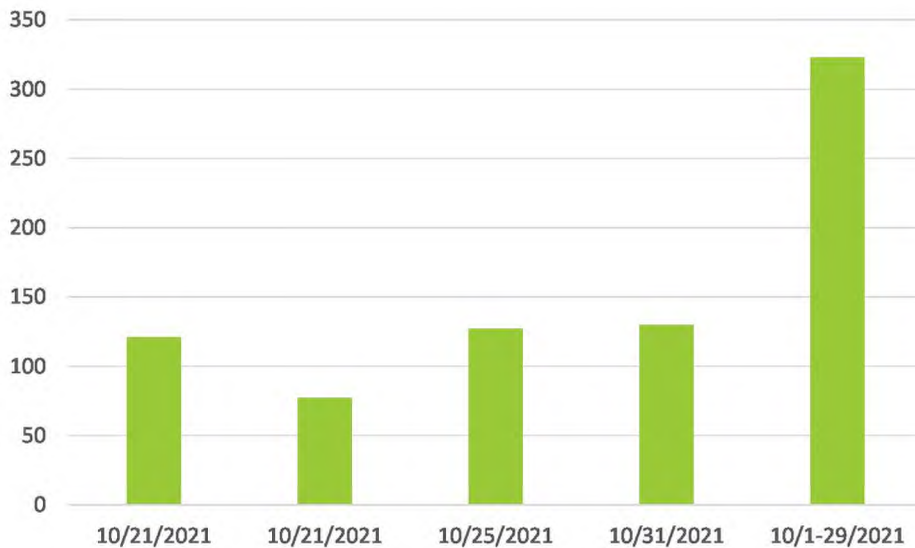
- Accept up to 1 voucher per visit for up to 10 acceptable tires (passenger and light truck)
- No tractor, semi-truck or commercial tires accepted
- Complete attached tracking form for vouchers processed and submit monthly with your invoice for tires accepted to the Ashland County Health Department (1763 State Route 60, Ashland, Ohio, Attention Jen Helbert, 419-282-4231)



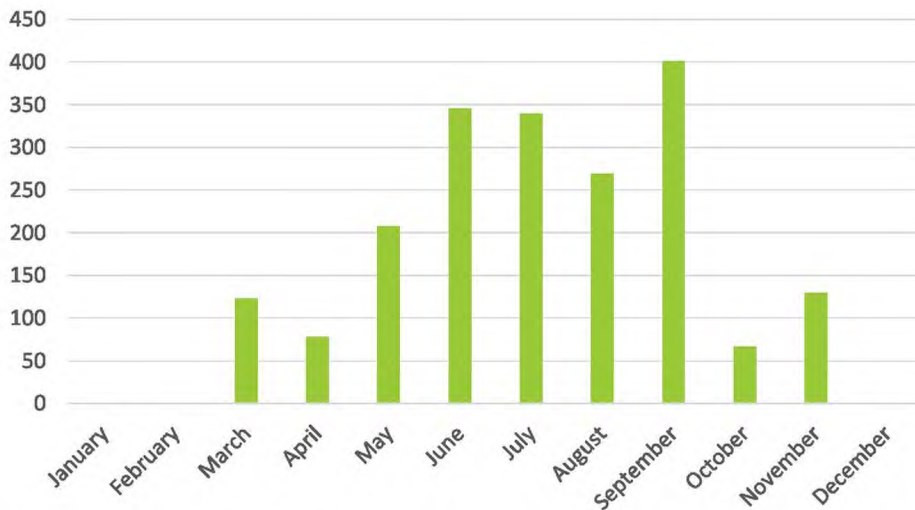
- Communicate any issues, concerns or questions to the Ashland County Health Department as needed

In 2022, the District assumed management of the program from the Health Department. The following charts depict the volumes of tires collected in 2021 and 2022:

**Scrap Tire Program: 2021 Volumes**



**Scrap Tire Program: 2022 Volumes**



The District pays two local tire dealers by the tire type for each qualifying voucher that is redeemed. The following were the program costs for 2021 and 2022:

- 2021 - \$4,429.00
- 2022 - \$11,916.50

In late 2022 and into 2023, the District also included illegally dumped tires collected by District communities as acceptable in the program. The communities are instructed to contact the District in advance to schedule the delivery of the tires. The following totals of illegally dumped tires were delivered by the communities in 2022: 106 tires

Finally, the District created a illegal scrap tire dumping poster that is located on the District's web site.



### **Conclusions and Possible Actions**

---

The District has successfully transitioned from accepting scrap tires at the now closed Ashland County Recycling Center on a weekly basis to the new voucher program. This transition occurred in 2021. The District feels comfortable that its service offerings for residential generated scrap tires and illegally dumped scrap tires meets the needs of the community. No additional collection programs are suggested for this Plan Update. The District should educate residents on the proper management of scrap tires whenever possible through its education program.

### **E. Farm Tire Collection Event**

---

The District historically did not collect scrap tires at the Ashland County Recycling Center from farmers. Ashland County is mostly rural with over 160,000 acres dedicated to farm activities. This equates to 56.51% of land use/cover dedicated to farming activities. The average size farm is 143 acres and there are over 1,100 farms operating in the County.

In 2021, the District determined that scrap tires generated at local farms should be collected and recycled. The District applied for a grant from Ohio EPA to conduct a Farm Tire Event. The District was successful in the grant application and prepared for and implemented the 1<sup>st</sup> ever Farm Tire Collection event on August 30, 2022. The program was designed as an appointment-based participation for Ashland County Farms only. The District engaged with a stakeholder group to assist in the development of the program and to promote top local farmers. The group consisted on the following:

- Ashland County Commissioners
- Ashland County Solid Waste District
- Ashland County Soil and Water District
- Ashland County Health Department
- Ashland County Fairgrounds
- Ashland County Sheriff
- US Department of Agriculture
- Ohio Farm Bureau
- Loudonville Farm Equity
- Centerra Co-Op
- Nutrien Ag Solutions
- Wellington Equipment
- Ashland Tractor



**Ashland County Farm Tire Collection Event**

**Where:** Ashland County Fairgrounds (Main Gate)  
2042 Claremont Ave  
Ashland, Ohio

**When:** August 30-31, 2022  
Per Scheduled Appointment Date/ Time (Rain or Shine)

**Who:** Ashland County Farms Only  
**(PRE-REGISTRATION REQUIRED)**

**Registration:** Call 419-282-4338 between August 8 – August 26, 2022  
Exact number and type of tires will be required to register (51" or larger, 30-50" and up to 30" sized tires)

**How Much:** \$1.00 per acceptable tire (cash or check accepted)

**Acceptable Materials**  
Ashland County Farm tires including: tractor, combine, loader, trailer, pick-up truck, medium duty truck, semi-truck, skid-steer, dump truck, excavator or light duty vehicle on or off the rim. No limit on acceptable tires

**Not Acceptable Tires or Entities**  
Business, agri-businesses, school, government, tire dealers/resellers, non-profit organizations, elevator or seed companies, maintenance or repair companies

For additional information or to register:  
**Ashland County Solid Waste District**  
Phone: 419-282-4338  
Email: recycling@ashlandcounty.org  
Website: www.ashlandcounty.org

Panel Funding by  
**Recycle Ohio**  
Ohio Environmental Protection Agency

The following metrics were achieved for this event:

- 96 farms participated
- 5,055 tires were collected
- \$1.00/per tire was charged at the vent
- \$5,055 was collected for the tires accepted at the event
- 16 tractor trailer loads from Fairgrounds
- 1 direct haul load from Fairgrounds to Willig on day of event by farmer
- 2 trailer loads from 1 farm before event
- 19 total trailer loads
- 596,000 pounds of tires or 298 tons
- \$69,900 in transportation, processing costs
- \$5,000 in labor and equipment costs over two days
- \$74,900 total project cost (\$7.96/pound or \$251.34/ton or \$14.82/tire)
- Just under 10% of the farms in Ashland County participated in this event

Late in 2022, the District decided to apply for another grant from Ohio EPA for a Farm Tire Collection in 2023 under the premise that the District would evaluate a sustainable model for future collections in the Plan Update. The District evaluated the costs and user fees options for the 2023 and decided to conduct the event in the same way as 2022. From the lessons learned from the 2022 event, the District will not accept tires with rims in 2023.

### Conclusions and Possible Actions

The District feels that local farms need collection services for the scrap tires they generate. Possible options for this Plan Update include the following:

- Conduct annual events in the same way as 2022
- Conduct annual events with a tier user fee system
  - \$1.00 per passenger/light truck tire off rim
  - \$10.00 per semi and tractor tires of the rim
  - \$15.00 per combine and large tires
  - Or some other variation of user fees based on tire size
- Conduct bi-annual events with the same user fee as 2022 (\$1.00/tire)
- Conduct bi-annual events with a tier user fee system
  - \$1.00 per passenger/light truck tire off rim
  - \$10.00 per semi and tractor tires of the rim
  - \$15.00 per combine and large tires
  - Or some other variation of user fees based on tire size
- Conduct events when grant money is available and can be awarded to the District
- Conduct no events
- Develop a farm tire voucher program modeled after the District's residual scrap tire voucher program

**F. Electronic Waste**

The District historically collected electronics (or E-waste) at the Ashland County Recycling Center until 2020 when the facility was closed. The District charged a fee for each electronic material accepted.

In preparation for this Plan Update and with the closure of the Ashland County Recycling Center, the District evaluated E-waste collection options. The District decided in 2021 to conduct annual events in the same vane as the HHW events at the fairgrounds. A contract was developed for annual E-waste events starting in 2022. The contract includes annual event in 2022 thru 2025. In 2022, the collection event included the following metrics:



- 540 cars attended
- \$28,738 project cost
- 7,711 pounds of personal computers
- 34,329 pounds of CRTs
- 8,401 pounds of flat panel TVs
- 5,567 pounds of printers
- 5,848 pounds of misc E-waste

- 4,066 pounds of stereos
- 181 pounds of wire
- 1,685 pounds of monitors
- 67,788 total pounds collected

No fees were charged at the 2022 E-waste event.

In 2023, the collection event included the following metrics:

- 362 cars attended
- \$16,041.20 project cost
- 2,974 pounds of personal computers
- 19,434 pounds of CRTs
- 6,548 pounds of flat panel TVs
- 2,464 pounds of printers
- 2,688 pounds of misc E-waste
- 3,121 pounds of stereos
- 897 pounds of wire
- 924 pounds of monitors
- 39,050 total pounds collected

No fees were charged at the 2023 E-waste event. In addition to the public event, the District also conducted a secondary collection for County government offices, the City of Ashland and a few residents that missed the 2023 collection. The metrics for this initiative was as follows:

- 6 cars attended
- 5 County departments
- 1 City of Ashland department
- \$840.30 project cost
- 100 data storage units
- 705 pounds of personal computers
- 773 pounds of CRTs
- 248 pounds of APC's
- 248 pounds of flat panel TVs
- 354 pounds of printers
- 254 pounds of monitors
- 3,753 total pounds collected

## Conclusions and Possible Actions

The District has successfully transitioned from accepting E-waste at the now closed Ashland County Recycling Center on a weekly basis to the annual collection events at the fairgrounds. This transition occurred in 2021. The District feels comfortable that its service offerings for residential generated E-waste meets the needs of the community.

The District did collect E-waste from County departments and the City of Ashland in 2023. Future collections for other County community governments, institutions, non-profits and small businesses may be additional targeted generators depending on budget. The District should educate residents on the proper management of E-waste whenever possible through its education program.

## G. Appliances

The District provided for the collection of appliances at the Ashland County Recycling Center up to 2020 when the facility was closed.

During 2021, the District evaluated the local and regional service providers that accept appliances for recycling. The District developed a detailed recycling resource guide in 2021 that included several locations where residents and businesses could recycle their appliances. This process was used into 2022. By late 2022, the District evaluated the option of conducting an appliance collection event at the fairgrounds in the same manner as the HHW and the new E-waste events. These events rely on the contractor to unload the cars, pack the materials and recycle or properly dispose of the collected materials. This evaluation and market research concluded that there were no contractors that could conduct a collection event in the same manner as the District's other one day events.



**Refrigerant Containing Appliance Recycling Program**

**Who:** Ashland County Residents Only (proof of residency required)  
**No** business, government, school, farm or other institution generated refrigerant containing appliances permitted.

**What:** Refrigerant Containing Appliances: full size refrigerators (no food inside), small college dorm style refrigerators (no food inside), deep freezers (no food inside), dehumidifiers, air conditioners – window style and full size house styles. Most refrigerant is accepted such as R-12, R-134a, R-410a and R-22. R-506, R-502 and R-504 may require you to deliver to a regional recycler instead of our local recycler or may not be acceptable in this program. A tag or label should say what refrigerant your appliance contains.

**How:** Obtain voucher from the location listed below. Issued voucher will have approved refrigerant containing appliance recycler information where you can deliver the acceptable refrigerant based appliance free of charge. Voucher good for 2 refrigerant containing appliances at a time.

**How Much:** No cost

**Where:** Voucher Location (One voucher issued per visit)  
Ashland County Solid Waste District (Commissioners Office)  
110 Cottage Street  
2nd Floor  
Ashland OH 44805

For additional information or questions contact:  
**Ashland County Solid Waste Management District**  
Phone: 419-282-4338  
Email: jskora@ashlandcounty.org  
Website: www.ashlandcountyoh.us

The District then evaluated the option of promoting the existing infrastructure of non-refrigerant appliance recyclers and creating a voucher program for refrigerant containing appliances in late 2022 and early 2023. The District determined this service model provides adequate services the residents that have appliances. The new refrigerant containing appliance voucher program was started in February of 2023. The adjacent flyer depicts how the program operates.

## **Conclusions and Possible Actions**

---

The District feels comfortable that its service offerings for residential generated appliances meets the needs of the community. No additional programs or initiatives are suggested for this Plan Update. The District should educate residents on the proper management of appliances whenever possible through its education program.

**SECTION H-7. Diversion Analysis**

The table below shows the amounts which were disposed and diverted from disposal through recycling from 2017 to 2021. Diversion in the residential/commercial sector has fluctuated since 2017, but was slightly higher during 2018-2019. Recycling in the industrial sector has also fluctuated, but has been declining since 2017.

**Disposal and Recycling in the Ashland County SWMD: 2017 – 2021**

Year	Population	Residential/ Commercial		Industrial		Excluded	Total	Per Capita Generation (ppd)	Annual % Change in Total Tons
		Disposal	Recycled	Disposal	Recycled				
2017	53,673	35,855	9,518	6,595	21,518	21,298	94,784	9.7	
2018	53,727	35,496	13,263	9,265	19,757	20,374	98,155	10.0	3.56%
2019	53,418	34,974	12,803	7,579	19,676	19,194	94,226	9.7	-4.00%
2020	52,420	40,249	15,423	9,441	16,776	17,345	99,234	10.4	5.31%
<b>2021</b>	<b>52,388</b>	<b>39,867</b>	<b>12,775</b>	<b>6,290</b>	<b>11,723</b>	<b>20,695</b>	91,350	9.6	-7.94%

**A. Residential/Commercial Sector**

The District’s residential/commercial recycling (or diversion) rate during the past five years has increased from 20.98% in 2017 to nearly 28% in 2020. The rate decreased to 24% in 2021 due to changes in the way data is collected and analyzed (see the following table). The per capita diversion rate as measured in terms of pounds per person per day (PPD) has increased as well.

**Residential/Commercial Diversion Rates: 2017 – 2021**

Year	Diversion Rate	
	Percent	Per Capita (PPD)
2017	20.98%	1.0
2018	27.20%	1.4
2019	26.80%	1.3
2020	27.70%	1.6
2021	24.27%	1.3

Compared to other similar SWMDs in Ohio, the diversion rate for the District is the third highest percentage recycled and third highest per capita recycled (see Table below). The average recycling rate was 23.51% with the District .75% higher than the average. The average per capita rate was 1.3 with the District equaling that average. The similar districts in the analysis were chosen based on similar



demographics. The statewide recycling rate is 28.02% with the District below this average by 3.75%.

**Residential/Commercial Sector  
Diversion Rates for Ohio Rural SWMDs: 2021**

SWMD Name	Diversion Rate	
	Percent	Per Capita (PPD)
Ashland	24.27%	1.3
Auglaize	35.37%	1.6
Clinton	35.06%	2.8
Darke	14.05%	0.9
Huron	17.14%	0.8
Preble	15.19%	0.6

**B. Industrial Sector**

---

The District’s industrial recycling (or diversion) rate during the past five years has fluctuated from a high of 76.54% in 2017 to a low of 63.99% in 2020. The per capita diversion rate as measured in terms of pounds per person per day (PPD) has decreased from a high of 2.2 in 2017 to a low of 1.2 in 2021.

**Industrial Recycling Rates for District: 2017 - 2021**

Year	Diversion Rate	
	Percent	Per Capita (PPD)
2017	76.54%	2.2
2018	68.08%	2.0
2019	72.19%	2.0
2020	63.99%	1.8
2021	65.08%	1.2

Compared to other similar SWMDs in Ohio, the diversion rate for the District is the fourth highest percentage recycled and fifth lowest per capita recycled (see Table below). The average recycling rate was 73.46% with the District 8.38% lower than the average. The average per capita rate was 4.6 with the District lower that average by 3.4. The similar districts in the analysis were chosen based on similar demographics. The statewide recycling rate is 53.47% with the District 11.6% higher than the average.

**Industrial Diversion Rates for Ohio Rural SWMDs: 2021**

SWMD Name	Diversion Rate	
	Percent	Per Capita (PPD)
Ashland11723	65.08%	1.2

SWMD Name	Diversion Rate	
	Percent	Per Capita (PPD)
Auglaize	39.42%	6.3
Clinton	99.03%	10.1
Darke	88.00%	1.0
Huron	90.85%	6.3
Preble	58.38%	2.8

**C. Conclusions and Possible Actions**

---

The residential/commercial waste diversion analysis shows that the District is performing at a level consistent with other rural solid waste districts. Given the recycling and composting infrastructure locally and regionally, there appears to be adequate opportunities for materials to be recycled or composted. Because the District is rural in nature, has a limited budget and staff, the core programs discussed in this Plan Update are deemed adequate and or an improvement from the previous Plan Update. No other suggested changes or priorities are identified based on this analysis.

Since the industrial sector recycling goal is no longer tracked for the new state solid waste management plan, the District has concluded that its engagement with the industrial sector will focus on technical assistance, grant assistance and speaker engagement.

## **SECTION H-8. Special Program Needs Analysis**

Format v4.1 defines Section 8 as programs which are specifically funded under the authority granted in Ohio Revised Code Section 3734.57(G)(3) through (9). These program areas of allowable uses for SWMD funds collected under ORC Section 3734.57 are as follows:

- Section 3734.57(G)(3). Boards of Health, Solid Waste Enforcement

The District has provided \$5,000 per year to the Ashland County Health Department for solid waste enforcement activities under Section 3734.57(G)(3).

- Section 3734.57(G)(4). Counties, Road/Facility Maintenance

The District does not provide any funding under this section.

- Section 3734.57(G)(5). Boards of Health, Water Well Sampling

The District does not provide any funding under this section.

- Section 3734.57(G)(6). Out-of-state Waste Inspection

The District does not provide any funding under this section.

- Section 3734.57(G)(7). Enforcement of Anti-littering

The District does not provide any funding under this section.

- Section 3734.57(G)(8). Boards of Health, Training & Certification

The District does not provide any funding under this section.

- Section 3734.57(G)(9). Cities and Townships, Road maintenance, public services, etc.

The District does not provide any funding under this section.

### **A. Conclusions and Possible Actions**

---

The District's involvement with the Ashland County Health Department over the years has evolved to the current financial support for solid waste enforcement activities. The District should continue this partnership.

**SECTION H-9. Financial Analysis**

The financial analysis has been divided into three parts: Revenues, Expenses, and District Fund Balances.

**A. Revenues**

The District’s historical revenue from 2017-2021 has fluctuated because of the following changes:

- \*The Ashland County Recycling Center operated during 2017-2019 with no changes and partially in 2020.
- \*\*The Ashland County Recycling Center closed in 2020 resulting in lower revenue and expenses.
- \*\*The District began tracking revenue and expenses for both District operations and the post closure care of the closed Ashland County Landfill in 2021. The District also began its new recycling drop off program in June of 2021 under a private contract.
- \*\*\*\*The District hired a part time District Coordinator in May of 2022. A new contract for the HHW program, Ewaste Program and the first ever Farm Tire Collection Event were conducted in 2022. The District also received a grant from Ohio EPA to conduct the Farm Tire Event and a 4-part mailing to all households in the County for education materials for the recycling drop-off program. The 1<sup>st</sup> and 2<sup>nd</sup> mailer went out in 2022 and the 3<sup>rd</sup> and 4<sup>th</sup> mailer went out in early 2023.

The following tables shows the overall revenue, expenses and fund balance for the years 2017-2021 bases on the above changes:

Description	2017*	2018*	2019*	2020**	***2021
<b>Revenue</b>	\$990,263	\$931,953	\$837,024	\$386,296	\$658,513
<b>Expenses</b>	\$869,932	\$908,064	\$960,243	\$159,828	\$378,096
<b>Fund Balance</b>	\$209,301	\$233,198	\$109,979	\$336,448	\$616,866

For comparison, the following is the financials for 2022\*\*\*:

Revenue	\$544,774
Expenses	\$528,778
Fund Balance	\$1,096,094

The District’s main revenue sources are as follows:

- District operations - \$8.00/ton contract fee paid for every ton disposed at a designated or waived facility. Revenues range from \$360,000 - \$380,000 per year.

- Post Closure care of the closed Ashland County Landfill - \$3.00 per ton paid for every ton disposed at a designated or waived facility. Revenues range from \$80,000 - \$140,000 per year.
- Grants – Ranges from \$0 - \$50,000 per year depending if a grant is applied for and accepted.
- From 2021-2022, the District sold equipment from the closed Ashland County Recycling Center that yielded \$14,978 in one-time revenue.

The following table summarizes a comparison between the District and similar single county districts for revenue, expenses and fund balances for 2021.

Comparable Counties	Pop	2021 Revenue	Revenue Per Capita	2021 Expenses	Expenses Per Capita	Fund Balance
Ashland	52,447	\$658,513	\$12.56	\$378,096	\$7.21	\$616,866
Clinton	42,004	\$318,922	\$7.59	\$227,002	\$5.40	\$923,036
Darke	51,597	\$443,215	\$8.59	\$264,696	\$5.13	\$503,463
Erie	74,852	\$554,965	\$7.41	\$328,511	\$4.39	\$2,202,242
Henry	27,538	\$168,295	\$6.11	\$187,158	\$6.80	\$105,910
Holmes	44,271	\$529,130	\$11.95	\$370,542	\$8.37	\$939,124
Huron	58,367	\$278,137	\$4.77	\$228,291	\$3.91	\$160,225
Preble	40,867	\$349,556	\$8.55	\$540,681	\$13.23	\$604,327
Putnam	34,318	\$335,085	\$9.76	\$356,615	\$10.39	\$95,618
<b>Totals/Averages</b>	<b>47,362</b>	<b>\$403,980</b>	<b>\$8.59</b>	<b>\$320,176.89</b>	<b>\$7.20</b>	<b>\$683,423.44</b>

As can be seen with the data above, the following can be concluded:

- The District population is slightly above the average
- The District revenue is above the average
- The District per capita revenue is above the average
- The District expenses is above the average
- The District per capita expenses is at the overall average
- The District’s fund balance in less than the average

**B. Conclusions and Possible Actions**

---

From a conclusionary standpoint, District revenues are stable and sourced from the contract fees for District operations (\$8.00/ton) and contract fees for rates & Charges (\$3.00/ton) for the post closure care of the closed Ashland County Landfill. The combined fund balance for the District and Landfill funds is above \$1,000,000. Incoming revenue for both the District and Landfill is adequate to cover the current expenses.

This analysis did not yield any near-term changes in revenue and expenses that would cause concern for District finances. The following possible actions should be considered for this Plan Update:

- The post closure care of the Ashland County Landfill is tentatively scheduled to conclude in 2030. The official start date of the post closure care was April 19, 2000 with the end date of April 19, 2030. The landfill is currently under corrective orders for migrating gas in one of the perimeter wells. It is unknown at the time of the development of this Plan Update if the 30-year post closure care period will officially end in 2030 through EPA direction. The fee to fund the post closure care is a rate and charge contract fee of \$3.00 per ton. Should this fee continue throughout the planning period or end when the post closure care is officially over?
- The fund balances for Fund 151 (District) and Fund 133 (Landfill) are currently over \$1,000,000 collectively. Both funds are controlled by the County Commissioners. The fund balances are available to either fund, if needed, and approved by the County Commissioners (Board of District). Therefore, the revenue, expenses and fund balances are presented in this Plan Update budget as they are reported on the District's quarterly fee report.
- Conducting an annual or bi-annual farm tire event should be decided as it has budget implications into the future.

## SECTION H-10. Regional Analysis

The purpose of the regional analysis is to consider regional opportunities for collaboration and partnerships and to also consider how the District's decisions may impact other stakeholders in the region. This analysis may result in the creation of a systematic plan to communicate, collaborate, and/or partner with the stakeholders identified through this process. This analysis may also indicate that the actions of the District and current regional initiatives are sufficient, and no further efforts are warranted.

The District participates in various organizations and groups across Ohio and nationwide. The District networks with other solid waste and material management professionals at meetings, conferences and special events.

The District is a member of the following organizations and attends regular meetings and conferences as they occur:

- Solid Waste Association of North America (SWANA), Ohio Buckeye Chapter
  - ✓ Quarterly board meetings and governance
  - ✓ Conferences and special events
  - ✓ Certification training
- Solid Waste Association of North America (SWANA)
  - ✓ National meetings and conferences
  - ✓ Advisory board meetings and governance
- Ohio Association of Litter Prevention and Recycling Professionals (OALPRP)
  - ✓ Conferences
- Ohio EPA Workgroup
  - ✓ Quarterly meetings
- Organization of Solid Waste Districts of Ohio
  - ✓ Quarterly meetings
  - ✓ Conferences

### A. Conclusions and Possible Actions

---

The District's participation in local, state and national organizations and groups allows for collaboration with other entities to better understand solid waste and materials management issues, solutions and best management processes. In addition, the District also gains perspective on stakeholders for the solid waste management system in the District, region, state and national arena.

The District should continue to participate in the organizations and groups identified in this analysis.

## **SECTION H-11. Data Collection Analysis**

The State of Ohio classifies solid waste by three generation sectors: residential/commercial, and industrial. Solid waste districts are required to quantify the amount of solid waste that all generators source reduce, recycle, compost, incinerate, and dispose in order to establish a baseline and to demonstrate achieving Ohio's landfill diversion goals. Collecting data is challenging due to a variety of factors and takes considerable time and effort to gather and analyze. Regardless, the primary objective of the District is to divert materials from landfills, therefore data collection is important to measure results. The data collection process from beginning to end for each type of generator is described below.

The District Coordinator is tasked with collecting data from the following sources:

- Residential drop-off program
- Residential curbside programs
- Residential special waste programs for HHW, Ewaste, Scrap Tires, Refrigerant Based Appliances
- Commercial recycling through MRFs and processors
- Organic waste composting and yard waste management

The District recently changed its data collection strategy to the following:

- Elimination of surveying of generator-based recycling for commercial and industrial sector
- Elimination of any collection of industrial recycling since the new State Plan does not require this data
- Data collection of District core programs for drop-off and special waste through contractual requirements
- Data collection for curbside programs through surveying of communities and or service providers
- Data collection of organics and yard waste management through Ohio EPA compost facility data reports
- Data collection of scrap tire management through Ohio EPA compost facility data reports
- Data collection of MRF and processor recycling through Ohio EPA data reports
- Data collection of commercial recycling through Ohio EPA data reports
- Surveying of MRF, processors and scrap yards commonly used by residential and commercial generators in the District
- Follow-up calls as needed on third party data provided as well as surveying conducted by the District

This new strategy allows the District to obtain the best quality of data with minimal double counting issues for the residential/commercial sector. The District began this new strategy in 2022 for 2021 data.



Since the District is operated on a very limited budget with only one part time staff member, the District Coordinator, this new strategy is the focus of all District data collection activities. No further analysis or suggested changes are warranted.

## SECTION H-12. Education and Outreach Analysis

This Section of Appendix H evaluates the District's existing education, outreach, and technical assistance efforts, which are described in detail in Appendix L. The purpose of this analysis in Appendix H is to determine whether the existing programs are effectively and adequately reaching each of the District's target audiences.

### A. Target Audiences

The 2020 State Solid Waste Management Plan established nine goals for Districts to achieve. One of the goals requires that solid waste management districts (SWMDs) shall provide education, outreach, marketing, and technical assistance regarding reduction, recycling, composting, reuse, and other alternative waste management methods to identified target audiences using best practices. The District has five target audiences, including:

- Residents
- Schools
- Commercial businesses and institutions
- Industries
- Communities and elected officials

#### 1. Residents

The District provides educational opportunities for residents on its website. This includes:

- Detailed flyers and information on all programs offered by the District
- Regional recycling facilities and entities list for materials commonly accepted
- In 2021, a total of 10,643 visitors viewed the District web site and a total of 2,066 visited the environmental education site.
- The Environmental Educator set-up the fair booth for the 2021 Ashland County Fair. The fair booth contains educational resources and pictures along with recycle right messaging, display for the new recycle drop-off program including site locations and materials that are accepted and not accepted in the program. The display also included posters made by students on recycling right and other topics.

#### 2. Schools

The District provides educational opportunities for students throughout the school year. This includes:

- Information on website including recycling and educational content

- Online environmental presentation request form. The request form included the following:
  - Pre-K through 3 Grade Presentation
  - Grade 4 through 8 Presentation
  - High School Presentation
  - College Age Student Presentation
  - Adult Presentation
  - Summer Camp Presentation
  - Special Event Display
  - Contest
  - Other Request
- Direct and indirect school age children lesson plans and presentations. In 2021, the District accomplished the following:
  - The Environmental Educator conducted a "Recycle Right" poster campaign. Twenty-one students completed the posters which were displayed at the 2021 Ashland County Fair booth.
  - The District's Education Coordinator made 450 presentations on many solid waste topics reaching 9,261 students. School programs continued to be an important part of the District's outreach efforts.

**1. Commercial/Industrial Businesses and Institutions**

The District provides educational and program opportunities to the business and institutional sector as follows:

- Information on website including recycling, waste disposal and hauler information
- Technical assistance on solid waste projects as requested
- Facility waste assessments
- Information about EPA grant opportunities and potential sponsorship

**2. Communities and Elected Officials**

The District provides educational and program opportunities to community leaders and elected officials as follows:

- Information on website including recycling, waste disposal and hauler information
- Curbside and drop-off assistance
- Contracting and marketing assistance
- Grant opportunities
- Presentations

**3. Education and Outreach Analysis**

**Targeted Audience Analysis**

This analysis identifies the key audiences that District education and outreach initiatives are targeted towards:

Existing Programs	Target Audience				
	Residents	Schools	Industries	Institutions & Commercial Businesses	Communities & Elected Officials
District Website	✓	✓	✓	✓	✓
Presentations	✓	✓	✓	✓	✓
Special Event Engagement	✓				
Educational Display at Fairgrounds and Community Events	✓	✓	✓	✓	
Contests	✓	✓			
Commercial/Industrial Sector Waste Assessments		✓	✓	✓	
Commercial/Industrial/Institutional Technical Assistance		✓	✓	✓	
Commercial/Industrial EPA Grant Assistance		✓	✓	✓	
<b>Total Program per Group</b>	<b>4</b>	<b>7</b>	<b>6</b>	<b>6</b>	<b>2</b>

This broad-based analysis indicates that all major audiences are reached by the District’s education and outreach initiatives and program.

**Education and Outreach Metric Analysis**

This District tracks the metrics for key education and outreach initiatives and or programs. The following occurred in 2021:

- Web sites annual visitors: 10,643 main and 2,066 education site
- Newspaper/radio/TV ads: 24
- Digital ads: 160,000
- School age/adult presentations: 450
- School age students/adults reached: 9,261
- Prize contests: 1
- Prize contest entries: 21
- Flyers handed out: 220
- Phone call assistance: 150-200

**B. Conclusions and Possible Actions**

---

The District's education program is primarily based on school age children education and outreach to residents, businesses and communities regarding District programming, services and local/regional recycling information. Great success has been achieved with the available resources and budget. The District has a part time contracted environmental educator and a part time District Coordinator to achieve the overall education and outreach programs. In addition, support from the County Commissioner's Clerk and Deputy Clerk have assisted in communications and web site maintenance.

The District should continue its current education and outreach program with additional efforts related to understanding behaviors of residents, businesses and communities. Because the District has a limited budget, the actions listed below are meant to be achievable and sustainable into the future. Identifying lofty goals or possible actions were not developed for this Plan Update, instead, the following actions should be conducted for this program that are achievable and will assist the District in evolving this program over time:

1. Continue conducting school age children presentations, contests and engagement
2. Continue and expand adult presentations and engagements focusing on District programming and recycle right messaging
3. Continue developing web site to be informative and user friendly for all targeted audiences
4. Conduct direct engagement with participants of District programs (drop-off and special events) to better understand their recycling and participation habits and adapt messaging and engagement strategies as needed
5. Continue to educate the participants of the program through presentations, web and social media, mailers and other forms of engagement to ensure the program grows sustainably.
6. Expand education for adults to include HHW, tires, appliances, E-waste, batteries and other special waste as needed.

## **SECTION H-13. Processing Capacity Analysis**

This section outlines the current evaluation for processing facilities the District uses to meet the need for implementing initiatives to recover more material through existing or new services.

The Ashland County Board of County Commissioners (Board) commissioned a feasibility study in 2019 to evaluate several operational changes with the Ashland County Recycling Center (ACRC) while remaining compliant with Ohio EPA's State Solid Waste Management Plan. The Board hired a consultant to conduct the Feasibility Study (Study).

The results of the Study assisted the Board in making a decision on the most efficient and cost-effective system for managing recyclable commodities from Ashland County generators.

The consultant designed the Study to include the following key components:

- Determine the exact engagement the District has with the City of Ashland on their curbside recycling program and any assistance provided
- Historic recycling drop-off and curbside program volumes and expenses
- Review similar solid waste districts in Ohio that use private sector contractors to operate their drop-off program
- Review District financial budget including revenue and expenses updated for 2017 and the balance of 2018
- Recycling access goal assessment under new EPA format 4.0
- Summary and Suggested Alternatives

One of the main suggested alternatives to try and save money for the ACRC was to contract out for the collection of recyclables from residents and businesses. A request for proposals (RFP) was developed in mid-2019 to obtain prices for a private contractor to operate the recycling drop-off program and business/school sites. The RFP did not yield a proposal that was in the District's best interest.

A second RFP was developed later in 2019 which narrowed the scope of drop-off sites. The RFP did not yield a proposal that was in the District's best interest.

In late 2019 and into early 2020, the County Commissioners entered into an agreement with Recycleit to operate the ACRC and its drop-off program. The ACRC temporarily closed from March 31 – May 15, 2020 because of COVID19. Recycleit operated the ACRC through the beginning of December of 2020. Recycleit notified the District that they would no longer be able to operate the ACRC or its drop-off program. All operations ceased until the new recycling drop-off program began operation in June of 2021.

The ACRC remained closed in 2021 and all equipment was sold by the end of 2021. The ACRC was turned over to the Sheriff Department and the Maintenance Department at the end of 2021.

Since the District utilizes a third part MRF for its recycling services for the drop-off program, overall processing capacity has not been identified as a problem. In addition, based on survey results and Ohio EPA data, recycling facilities used by the commercial, industrial and other residential generators have not been identified as having any recycling capacity issues.

### A. Processing Capacity

The District required processing for almost 12,000 tons of residential/commercial recyclables. There are several facilities that processed quantities of District-generated recyclables (not counting composting facilities) in 2021 including:

Facility Names	County	State	Type of Facility	Weight of Material Accepted from District
Accurate IT	Franklin	Ohio	Processor	4
Diamond Pallets	Ashland	Ohio	Processor	70
Gateway	Cuyahoga	Ohio	MRF	39
Guys Tires	Ashland	Ohio	Tire Dealer	17
Kimble Recycling	Summit	Ohio	MRF	337
Medina Recycling	Medina	Ohio	MRF	322
Metal Conversions	Richland	Ohio	Processor	771
Milliron Recycling	Richland	Ohio	Scrap Yard	2,003
Omni Source	Richland	Ohio	Scrap Yard	884
Pinnacle	Summit	Ohio	Processor	1,538
Quincy	New Haven	Indiana	1142	1,142
R&R Pallets	Ashland	Ohio	Processor	125
Recycle-It	Cuyahoga	Ohio	MRF	931
Richland County Recycling and Transfer Station	Richland	Ohio	Transfer Station	1,336
River Valley	Summit	Ohio	Processor	1,500
Smetz Tire	Ashland	Ohio	Tire Dealer	7
Rumpke	Richland	Ohio	MRF	460
Waste Management	Summit	Ohio	MRF	149
<b>Totals</b>				<b>11,635</b>

In addition, there are numerous other brokers, end processors and haulers that collect, process and or manage District commercial sector recyclables including:

Name of Provider	Trash Collection Service				Recycling Collection Service		
	PAYT	RES	COM	IND	RES	COM	IND
Ashland University Facilities Mgmt.*			✓			✓	
City of Ashland Sanitation Dept.		✓	✓		✓	✓	✓
Countryside Trash Removal		✓					
Diamond Pallets						✓	✓
District Recycling Drop-Off Program					✓	✓	✓
DR Services						✓	
Gateway						✓	✓
Guys Tires						✓	
Heritage Crystal Kleen						✓	✓
Kurtz Rolloffs			✓	✓			
Medina Recycling						✓	
Metal Conversions							✓
Milliron Recycling					✓	✓	✓
Monn's Trash Removal		✓	✓	✓			
Ohio Batteries						✓	✓
Omni Source					✓	✓	✓
PCS Metals						✓	✓
Pinnacle						✓	
Quincy							✓
R&R Pallets						✓	✓
River Valley					✓	✓	✓
Recycle-It						✓	✓
Republic Services		✓	✓				
Royal Oak Recycling					✓	✓	✓
Rumpke		✓	✓		✓	✓	✓
SafetyKleen							✓
Trash Masters		✓	✓	✓			
Waste Management			✓				

No facilities reported to the District that they have any processing capacity issues.

The table below represents the total tons recycled by material in 2021 in both the residential/commercial and the industrial sectors.



**Reference Year (2021) Total Material Recycled**

<b>Material</b>	<b>Residential/Commercial Tons</b>	<b>Industrial Tons</b>
Appliances/ "White Goods"	36.77	0
Household Hazardous Waste	42.94	0
Used Motor Oil	3.27	0
Electronics	0.00	0
Scrap Tires	1,125.30	0
Dry Cell Batteries	0.29	0
Lead-Acid Batteries	17.39	0
Food	638.75	150
Glass	4.85	0
Ferrous Metals	2,357.12	1,859.34
Non-Ferrous Metals	192.21	34.95
Corrugated Cardboard	3,895.54	4,211.43
All Other Paper	753.96	3,091.63
Plastics	146.58	1,512.63
Textiles	588.96	0
Wood	225.81	513.34
Rubber	0.00	0
Commingled Recyclables (Mixed)	961.80	316.73
Yard Waste	1,507.94	0
Other (Aggregated)	275.54	33.34
<b>Recycling Subtotals</b>	<b>12,775.02</b>	<b>11,723.39</b>

**Recyclables Processing Capacity**

The highest quantity of materials recycled include cardboard, ferrous metals, yard waste and scrap tires from all sectors. The District's network of recycling facilities, scrap yards, composting facilities and other entities has managed the generated tonnage. None of the facilities identified has reported to the District of any processing capacity issues.

**B. Conclusion and Possible Actions**

Sufficient out-of-District processing capacity was accessible in the reference year for recyclable materials, appliances, yard waste and scrap tires.



# **APPENDIX I**

## **CONCLUSIONS, PRIORITIES, AND PROGRAM DESCRIPTIONS**



## APPENDIX I. Conclusions, Priorities, and Program Descriptions

This Appendix contains two major sections that describe the process the District conducted to identify the programs and initiatives that will be implemented in this Plan Update. Section A includes the process used to determine possible action items (or programs to be implemented) which the District or some other entity within Ashland County could undertake during the planning period.

Section B of this Appendix summarizes the implementation schedule and program descriptions for this Plan Update for the period 2025 – 2039.

### A. Process for Possible Action Implementation

The District conducted the strategic analysis in Appendix H to understand what areas should be focused on for this Plan Update. The main conditions that guided the District in its analysis included the following:

- Memorializing the changes the District implemented from 2020 to 2023 regarding how recyclables would be collected and processed.
- Right sizing the implementable programs and initiatives that the District can achieve based on its staffing and budget.
- Eliminating the need for a consultant to conduct certain functions of the District.
- Making improvements in existing initiatives and programs as achievable.
- Creating new initiatives and or programs that advance the District’s mission under the conditions above.
- Ensuring the District meets or is working towards achieving the goals of the 2020 State Solid Waste Management Plan.

### 1. Reference Year Programs and Facilities Summary

The following table summarizes the 2018-2032 solid waste plan implementation schedule and any changes that occurred as this Plan Update was being developed or just prior to the development.

Name	Changes
Ashland City Non-Subscription Curbside Recycling	No changes from 2018-2032 plan.
Loudonville Subscription Curbside Recycling	After further evaluation of the Village’s contract, it was determined that this program is non-subscription. No other changes from the 2018-2032 plan.

Name	Changes
Ashland - Buehler's Fresh Food Market Recycling Drop-Off	This site changed to a full time, 24 hour per day, 365 day per year single stream recycling drop-off in June of 2021. The site is serviced through a contract with a private company that collects the materials and recycles them at their facility.
Ashland County-West Holmes Career Center/Vermillion Twp. Recycling Drop-Off	This site changed to a full time, 24 hour per day, 365 day per year single stream recycling drop-off in June of 2021. The site is serviced through a contract with a private company that collects the materials and recycles them at their facility. This site was formerly known as the Ashland County Service Center site.
Cinnamon Lake Recycling Drop-Off	This site changed to a full time, 24 hour per day, 365 day per year single stream recycling drop-off in June of 2021. The site is serviced through a contract with a private company that collects the materials and recycles them at their facility.
Loudonville Village/Hanover Township - Stakes IGA Foodliner Recycling Drop-Off	This site changed to a full time, 24 hour per day, 365 day per year single stream recycling drop-off in June of 2021. The site is serviced through a contract with a private company that collects the materials and recycles them at their facility. The location was moved to the Village ball fields on Wally Road.
Mifflin Township - Township Garage/Fire Dept. Recycling Drop-Off	This site changed to a full time, 24 hour per day, 365 day per year single stream recycling drop-off in June of 2021. The site is serviced through a contract with a private company that collects the materials and recycles them at their facility.
Nova Village/Troy Twp. - Garage behind Fire Dept Recycling Drop-Off	This site changed to a full time, 24 hour per day, 365 day per year single stream recycling drop-off in June of 2021. The site is serviced through a contract with a private company that collects the materials and recycles them at their facility. The site is located in Troy Township.
Orange Township Garage	This site changed to a full time, 24 hour per day, 365 day per year single stream recycling drop-off in June of 2021. The site is serviced through a contract with a private company that collects the materials and recycles them at their facility.
Perrysville Fire Department Recycling Drop-Off	This site changed to a full time, 24 hour per day, 365 day per year single stream recycling drop-off in June of 2021. The site is serviced through a contract with a private company that collects the materials and recycles them at their facility.
Rowsburg Community Center, Perry Township	This site changed to a full time, 24 hour per day, 365 day per year single stream recycling drop-off in June of 2021. The site is serviced through a contract with a private company that collects the materials and recycles them at their facility.
Savannah Village/Clear Creek Township - Ball Field Recycling Drop-Off	This site changed to a full time, 24 hour per day, 365 day per year single stream recycling drop-off in June of 2021. The site is serviced through a contract with a private company that collects the materials and recycles them at their facility.

<b>Name</b>	<b>Changes</b>
Lake Township Garage Recycling Drop-Off	This site changed to a full time, 24 hour per day, 365 day per year single stream recycling drop-off in June of 2021. The site is serviced through a contract with a private company that collects the materials and recycles them at their facility.
Mohican Township Garage Recycling Drop-Off	This site changed to a full time, 24 hour per day, 365 day per year single stream recycling drop-off in June of 2021. The site is serviced through a contract with a private company that collects the materials and recycles them at their facility.
Polk Village/Jackson Township - Polk Ballfield Recycling Drop-Off	This site changed to a full time, 24 hour per day, 365 day per year single stream recycling drop-off in June of 2021. The site is serviced through a contract with a private company that collects the materials and recycles them at their facility. The site is now located at the Village of Polk Waste Waster Treatment Plant main entrance.
Sullivan Village/Clear Creek Twp. Garage Recycling Drop-Off	This site changed to a full time, 24 hour per day, 365 day per year single stream recycling drop-off in June of 2021. The site is serviced through a contract with a private company that collects the materials and recycles them at their facility. The site is now located at the Sullivan Twp garage.
Ashland County Maintenance Facility Recycling Drop-Off	This site changed to a full time, 24 hour per day, 365 day per year single stream recycling drop-off in June of 2021. The site is serviced through a contract with a private company that collects the materials and recycles them at their facility. The site is located at the Ashland County Maintenance Facility entrance (former entrance to the Ashland County Recycling Center).
Black River Elementary	The District's new recycling drop-off program did not include any of the schools, businesses or institutions. These entities were encouraged to use the new public recycling drop-off program when it started in June of 2021.
Black River High School Recycling	The District's new recycling drop-off program did not include any of the schools, businesses or institutions. These entities were encouraged to use the new public recycling drop-off program when it started in June of 2021.
Hillsdale Elementary West	The District's new recycling drop-off program did not include any of the schools, businesses or institutions. These entities were encouraged to use the new public recycling drop-off program when it started in June of 2021.
Hillsdale High School	The District's new recycling drop-off program did not include any of the schools, businesses or institutions. These entities were encouraged to use the new public recycling drop-off program when it started in June of 2021.
Hillsdale Middle School	The District's new recycling drop-off program did not include any of the schools, businesses or institutions. These entities were encouraged to use the new public recycling drop-off program when it started in June of 2021.

Name	Changes
Mapleton Elementary School	The District's new recycling drop-off program did not include any of the schools, businesses or institutions. These entities were encouraged to use the new public recycling drop-off program when it started in June of 2021.
Mapleton High School	The District's new recycling drop-off program did not include any of the schools, businesses or institutions. These entities were encouraged to use the new public recycling drop-off program when it started in June of 2021.
Montgomery Elementary School	The District's new recycling drop-off program did not include any of the schools, businesses or institutions. These entities were encouraged to use the new public recycling drop-off program when it started in June of 2021. This school closed several years ago as well.
District provides commercial recycling pick-up	The District's new recycling drop-off program did not include any of the schools, businesses or institutions. These entities were encouraged to use the new public recycling drop-off program when it started in June of 2021.
Ashland University	The District's new recycling drop-off program did not include any of the schools, businesses or institutions. These entities were encouraged to use the new public recycling drop-off program when it started in June of 2021.
Add, remove, or adjust commercial and school sites as needed	All of the school and business drop-off site locations were removed in 2020 when the Ashland County Recycling Center closed.
Recycling Container Loan Program - Individuals, family groups, non-profit organizations, community groups, and government offices can borrow District containers.	This program ceased when the Ashland County Recycling Center closed in 2020.
Add, remove, or adjust sites as needed	The District evaluated the sites that it could service with the staff and budget available. The sites that were changed are summarized above based on this initiative.
Minimize contamination and littering through additional education and signage	The new recycling drop-off sites include updated signage and information on what is acceptable and not acceptable to the program. Each recycle container also included the installation of warning signs on plastic bags. All educational information is also included on the District's web site.

Name	Changes
Facilitate implementation of non-subscription curbside collection in villages and townships	There were no requests or opportunities to assist communities seeking to start a curbside recycling program in 2021.
Facilitate the formation of collection consortiums	There were no requests or opportunities to assist communities seeking to start a curbside recycling consortium program in 2021.
The District Coordinator is available to do a waste audit to determine what materials can be recycled	No industrial audits were requested in 2021.
Recycling Center Access - Industrial businesses can bring material to the recycling center	The Recycling Center closed in 2020. The recycling drop-off program is open to all residents and business for acceptable materials only.
Recycling Center collects materials from approximately 20 industrial establishments. Industrial entities will continue to have access to the recycling center	The District's new recycling drop-off program did not include any of the schools, businesses or institutions. These entities were encouraged to use the new public recycling drop-off program when it started in June of 2021.
Follow up with entities who participated in an assessment to identify whether the companies were able to implement changes to realize the waste reduction and cost savings identified in their analysis.	No industrial audits were requested in 2021.
Request feedback from establishments that participated in an audit to identify how the District can further serve this audience more effectively.	No industrial audits were requested in 2021.
Year-round collection of appliances the Ashland County Recycling Center	The Recycling Center closed in 2020. The District created a new recycling resource guide in 2021 to highlight local and regional recycling opportunities for materials not accepted in the recycling drop-off program. The resource guide listed several local and regional companies that accept appliance.

Name	Changes
Year-round collection of electronics at the Ashland County Recycling Center	The Recycling Center closed in 2020. The District created a new recycling resource guide in 2021 to highlight local and regional recycling opportunities for materials not accepted in the recycling drop-off program. The resource guide listed several local and regional companies that accept electronic waste. In 2023, the District created a freon containing appliance voucher program.
Develop sustainable options for collection of TVs	The District created a new recycling resource guide in 2021 to highlight local and regional recycling opportunities for materials not accepted in the recycling drop-off program. The resource guide listed several local and regional companies that accept electronic waste. In 2022, the District began annual collections of E-waste.
Evaluate cost containment options	The District did not conduct an evaluation in 2021 but will be doing so in 2022. In 2022, the District began annual collections of E-waste.
Household Hazardous Waste Collection Event (at least every 2 years)	The District conducted a HHW collection event on July 17, 2021. The event was a record setting turnout with 712 cars. The cost of the collection was \$37,837.86 or \$53.14 per car. Over 94,000 lbs (47 tons) of HHW materials was collected at this event. The District is planning on conducting annual HHW events for the next 3-5 years (2022-2026).
Evaluate collection options for new materials not collected locally	The District created a new recycling resource guide in 2021 to highlight local and regional recycling opportunities for materials not accepted in the recycling drop-off program. The resource guide listed several local and regional companies that accept HHW like materials. In addition, the District created a resource guide targeted for HHW materials only.
Collection of both lead-acid batteries and household rechargeable batteries at the Recycling Center	The Recycling Center closed in 2020. The District created a new recycling resource guide in 2021 to highlight local and regional recycling opportunities for materials not accepted in the recycling drop-off program. The resource guide listed several local and regional companies that accept lead acid batteries and rechargeable batteries. In addition, the District accepted these batteries at the July 17, 2021 HHW collection event.
Year-round collection of tires at the Ashland County Recycling Center	The Recycling Center closed in early 2021. The District created a new recycling resource guide in 2021 to highlight local and regional recycling opportunities for materials not accepted in the recycling drop-off program. The resource guide listed several local and regional companies that accept scrap tires. In addition, the District created a new program in October of 2021 for the collection of scrap tires through a voucher system.
Accept tires from clean-ups by townships, County highway department, Mifflin Lake Park, and the Mohican River area at	The Recycling Center closed in early 2021. The District created a new recycling resource guide in 2021 to highlight local and regional recycling opportunities for materials not accepted in the recycling drop-off program. The resource guide listed several local and regional companies that accept scrap tires. In addition, the District created a new program in October of 2021 for the collection of scrap tires



Name	Changes
the recycling center for no cost.	through a voucher system. The voucher program is also available to the local townships, County highway department and other areas.
Explore ways of reducing collection event costs	The District created a new program in October of 2021 for the collection of scrap tires through a voucher system.
Prescription Drug Drop-off - boxes at the Ashland County Sheriff's Annex and the Loudonville Police Department	Drop boxes placed at the Ashland County Sheriff's Annex and the Loudonville Police Department for unwanted & unused medications is readily used by residents and has not experienced any problems or challenges that are known to the District.
Education program for HHW, electronics, and lead-acid batteries	The District continued to keep residents informed on the responsible purchase, use, and disposal of HHW through educational presentations, media reports, speaking engagements, and answering telephone inquiries in 2021. Additionally, the website now includes information on HHW as well and alternative recycling options in the region.
Annual Poster Contest	The Environmental Educator conducted a "Recycle Right" poster campaign. Twenty-one students completed the posters which were displayed at the 2021 Ashland County Fair booth.
District Website	The District maintained a webpage ( <a href="http://www.ashlandcounty.org/recycling">www.ashlandcounty.org/recycling</a> ) which is hosted within the County's main website. The site contains the following educational and resource flyers: recycling drop-off program maps and description, detailed acceptable and non-acceptable materials for the drop-off program, recycler right flyer, scrap tire voucher program flyer, regional recycling resource guide, HHW collection event flyer (seasonal), Adopt-a-Road program information, the most recent district environmental education newsletters, environmental education presentation request form, at-home project sheets for recycling and environmental education, detailed flyer on environmental education presentation services, contact information and a copy of the most recent SW management plan.
Educational Display at fairgrounds and community events Ensure promotional items display the District's contact information and that flyers for each target audience are available at the display.	The Environmental Educator set-up the fair booth for the 2021 Ashland County Fair. The fair booth contains educational resources and pictures along with recycle right messaging, display for the new recycle drop-off program including site locations and materials that are accepted and not accepted in the program. The display also included posters made by students on recycling right and other topics.
Environmental Education Coordinator	The District's Education Coordinator made 450 presentations on many solid waste topics reaching 9,261 students. School programs continued to be an important part of the District's outreach efforts. The presentations helped increase involvement in residential and commercial recycling after students learned about recycling. Presentations also

Name	Changes
	encouraged parents to become involved if they were not already recycling.
Tours (Recycling Center, Willo'Dell Nursery and Compost Center)	No tours were offered in 2021.
Promote use of recycling container program to community event organizers	The entity Ashland main Street borrowed the District's portable trash container stands for use in a special event held in 2021. This program did not continue after 2021.
Encourage residents to turn in old tires at dealers	The District created a new scrap tire voucher program in 2021. The program requires residents to obtain a voucher for up to 10 tires and dispose at one of two locations in the District. In 2022, additional messaging was created at the HHW event for disposing of tires when purchasing new tires.
Track the number of visits to the website	The District's new web site included the functionality to track visitors. In 2021, a total of 10,643 visitors viewed the District web site and a total of 2,066 visited the environmental education site.
Minimize the website's downtime by fixing pages that are under construction as quickly as possible	The District upgraded its web site in 2021. The content of the web site is updated frequently with no down time.
Include the recycling guide online as a downloadable, printable .pdf	The recycling resource guide was improved and updated in 2021. The guide is downloadable and printable from the District's web site.
Improve user-friendliness by reorganizing information and adding a tab for each target audience, such as residents, businesses, governments, etc.	The District maintained a webpage ( <a href="http://www.ashlandcounty.org/recycling">www.ashlandcounty.org/recycling</a> ) which is hosted within the County's main website. The web site was improved in 2021. The site contains the following educational and resource flyers: recycling drop-off program maps and description, detailed acceptable and non-acceptable materials for the drop-off program, recycler right flyer, scrap tire voucher program flyer, regional recycling resource guide, HHW collection event flyer (seasonal), Adopt-a-Road program information, the most recent district environmental education newsletters, environmental education presentation request form, at-home project sheets for recycling and environmental education, detailed flyer on environmental education presentation services, contact information and a copy of the most recent SW management plan.
Promote availability of presentations to non-school groups (civic groups) using a variety of means, such as posting on the District	The District created a new environmental presentation request form on the web site in 2021. The new form includes the following service requests:  Pre K through 3 Grade Presentation Grade 4 through 8 Presentation

Name	Changes
<p>website and employing the support of related organizations to promote presentations to members, such as the Chamber of Commerce.</p>	<p>High School Presentation College Age Student Presentation Adult Presentation Summer Camp Presentation Special Event Display Contest Other Request</p>
<p>Begin tracking the number of individuals reached by each presentation and the name of each school so the District can identify the number of students and schools reached each year</p>	<p>The District's Education Coordinator made 450 presentations on many solid waste topics reaching 9,261 students. School programs continued to be an important part of the District's outreach efforts.</p>
<p>Request that educators or group leaders complete a feedback form after a presentation has been completed</p>	<p>The District and the Environmental Educator gave out feedback forms to teachers and school leaders after presentations.</p>
<p>Annual Poster Contest - Inform more school districts about contests to increase participation.</p>	<p>The Environmental Educator conducted a "Recycle Right" poster campaign. Twenty-one students completed the posters which were displayed at the 2021 Ashland County Fair booth.</p>
<p>Apply for community development grants for recycling center improvements</p>	<p>The District began the application for a Community Development grant from Ohio EPA in late 2021. The grant consisted of two projects, conduct an agricultural tire collection and conduct a countywide education campaign.</p>
<p>Continue providing technical assistance</p>	<p>The District is available to provide technical assistance to businesses and organizations on market development opportunities when applicable. No activity in 2021.</p>
<p>Promote market development grant to businesses</p>	<p>No activity in 2021.</p>
<p>Promote community development grant to communities and institutions</p>	<p>The District began the application for a Community Development grant from Ohio EPA in late 2021. The grant consisted of two projects, conduct an agricultural tire collection and conduct a countywide education campaign.</p>
<p>Continue operating the Ashland County Recycling Center</p>	<p>The Recycling Center closed in 2020.</p>
<p>Convert a part-time laborer to full-time to increase productivity</p>	<p>The Recycling Center closed in 2020.</p>

Name	Changes
Replace existing baler	The Recycling Center closed in 2020. All recycling equipment, most of the trucks and all of the recycle bins were sold in 2021.
Annual surveying - District sends surveys to industrial businesses annually	The District continued to annually survey industrial businesses for recycling volumes as part of the Annual District Report preparations. A total of 69 industrial businesses were sent surveys for 2021 data. Beginning in 2023 for 2022 data, the District transitioned to surveying recyclers and processors only to avoid double counting issues.
Annual Surveying - District sends surveys to commercial businesses annually	The District continued to annually survey commercial businesses for recycling volumes as part of the Annual District Report preparations. A total of 360 commercial businesses were sent surveys for 2021 data. Beginning in 2023 for 2022 data, the District transitioned to surveying recyclers and processors only to avoid double counting issues.
Survey follow-up - Contact set number of businesses annually	The District continued to follow-up with commercial and industrial businesses for recycling volumes in 2021. Large generators and large employers in the District were targeted for 2021. Starting in 2023 for 2022 data, the District will follow-up with recycler and processors.
Adopt-A-Road Program	This program was phased out in 2022 and will no longer be offered.

**B. Program Description for New Planning Period**

The following table contains the complete implementation schedule of programs and initiatives for the 2025 – 2039 planning period. The table also contains program descriptions and other information on how each program operates. The implementation schedule also includes the start and end date and the State Plan goals the program achieves or is trying to achieve. This Plan Update includes programs and/or initiatives that meet, exceed or are working to achieve all State Plan goals.

The implementation schedule was developed based on the process described in Section A of this appendix as well as the strategic analysis conducted in Appendix H. The District Policy Committee agreed to this implementation schedule as the focus of the District in meeting or working towards the goals in the 2020 State Plan with the staff and budget available.

This implementation schedule will be the main way the District communicates its progress in implementing this Plan Update to EPA and other stakeholders when the District completes its Annual District Report (ADR) by June 1<sup>st</sup> of each year.

Name	Description	Start Date	End Date	Goals
Ashland City Non-Subscription Curbside Recycling	<p>This non-subscription curbside recycling program is projected to continue throughout the planning period.</p> <p>Target Audience: City of Ashland Residents                      Service Area: City of Ashland                      Materials Collected: OCC, Paper, Glass, Plastic, Metal                      Program Operator: City of Ashland                      Program Paid by: City of Ashland                      Program Promotion: City of Ashland                      District Expenses: None</p>	Existing	Ongoing	1, 2
Loudonville Subscription Curbside Recycling	<p>This non-subscription curbside recycling program is projected to continue throughout the planning period.</p> <p>Target Audience: Village of Loudonville Residents                      Service Area: Village of Loudonville                      Materials Collected: OCC, Paper, Glass, Plastic, Metal                      Program Operator: Contractor                      Program Paid by: Village of Loudonville                      Program Promotion: Village of Loudonville                      District Expenses: None</p>	Existing	Ongoing	1, 2
Provide Technical Assistance for New Curbside Recycling Program Formation	<p>The District coordinator will provide technical assistance to any community in the District that request such assistance in the development of a new curbside recycling program. The technical assistance may include meeting with community officials, assisting in evaluating the options and bid specification development. The District will promote</p>	Existing	Ongoing	4, 7

Name	Description	Start Date	End Date	Goals
	<p>economic incentive options and curbside recycling whenever possible.</p> <p>Target Audience: District Communities                      Service Area: District                      Materials Collected: N/A                      Program Operator: District                      Program Paid by: District                      Program Promotion: District                      District Expenses: Budget Line Item 2.A.1</p>			
<p>Curbside Recycling Participant Engagement</p>	<p>The District may provide spot audits of curbside community recycling set-outs if requested by the community. The initiative may involve visiting curbside recycling communities during normal businesses hours to inspect recycling set-outs to determine recycling habits and level of contamination. Educational materials may be provided to household that need the additional resources to recycle correctly. This initiative may involve the District Coordinator, Environmental Educator, community staff, contractor staff and or local volunteers. The curbside audits will be random with no defined frequency or duration and will not include all routes and household in a community at any given audit. The initiative will be implemented based on availability of staff and resources.</p> <p>Target Audience: District Residents and Businesses                      Service Area: District                      Materials Collected: N/A                      Program Operator: District                      Program Paid by: District                      Program Promotion: District                      District Expenses: Budget Line Item 2.A.1</p>	<p>2028</p>	<p>2030</p>	<p>4</p>
<p>Buehler's Market 1055 Sugarbush Dr. Ashland, OH</p>	<p>This full-time recycling drop-off program is projected to continue throughout the planning period.</p> <p>Target Audience: District Residents and Businesses                      Service Area: District                      Materials Collected: OCC, Paper, Glass, Plastic, Metal                      Program Operator: Contractor                      Program Paid by: District                      Program Promotion: District                      District Expenses: Budget Line Item 2.D.2</p>	<p>2021</p>	<p>Ongoing</p>	<p>1, 2</p>
<p>Ashland County Maintenance Facility 1270 Middle Rowsburg Rd. Ashland, OH</p>	<p>This full-time recycling drop-off program is projected to continue throughout the planning period.</p> <p>Target Audience: District Residents and Businesses                      Service Area: District                      Materials Collected: OCC, Paper, Glass, Plastic, Metal                      Program Operator: Contractor                      Program Paid by: District</p>	<p>2021</p>	<p>Ongoing</p>	<p>1, 2</p>

Name	Description	Start Date	End Date	Goals
	Program Promotion: District District Expenses: Budget Line Item 2.D.2			
Orange Twp. Garage 930 CR 801 Ashland, OH	This full-time recycling drop-off program is projected to continue throughout the planning period.  Target Audience: District Residents and Businesses Service Area: District Materials Collected: OCC, Paper, Glass, Plastic, Metal Program Operator: Contractor Program Paid by: District Program Promotion: District District Expenses: Budget Line Item 2.D.2	2021	Ongoing	1, 2
Ashland County-West Holmes Career Ctr. (Vermillion Twp.) 1763 SR 60 S Ashland, OH	This full-time recycling drop-off program is projected to continue throughout the planning period.  Target Audience: District Residents and Businesses Service Area: District Materials Collected: OCC, Paper, Glass, Plastic, Metal Program Operator: Contractor Program Paid by: District Program Promotion: District District Expenses: Budget Line Item 2.D.2	2021	Ongoing	1, 2
Village of Loudonville Wally Road, Loudonville, OH	This full-time recycling drop-off program is projected to continue throughout the planning period.  Target Audience: District Residents and Businesses Service Area: District Materials Collected: OCC, Paper, Glass, Plastic, Metal Program Operator: Contractor Program Paid by: District Program Promotion: District District Expenses: Budget Line Item 2.D.2	2021	Ongoing	1, 2
Savannah Village Ball Park 56 Bailey St, Savannah, OH	This full-time recycling drop-off program is projected to continue throughout the planning period.  Target Audience: District Residents and Businesses Service Area: District Materials Collected: OCC, Paper, Glass, Plastic, Metal Program Operator: Contractor Program Paid by: District Program Promotion: District District Expenses: Budget Line Item 2.D.2	2021	Ongoing	1, 2
Troy Twp. Garage 924 US 224, Nova, OH	This full-time recycling drop-off program is projected to continue throughout the planning period.  Target Audience: District Residents and Businesses Service Area: District Materials Collected: OCC, Paper, Glass, Plastic, Metal	2021	Ongoing	1, 2

Name	Description	Start Date	End Date	Goals
	Program Operator: Contractor Program Paid by: District Program Promotion: District District Expenses: Budget Line Item 2.D.2			
Mifflin Twp. Garage 16 Maine St. Mifflin, OH	This full-time recycling drop-off program is projected to continue throughout the planning period.  Target Audience: District Residents and Businesses Service Area: District Materials Collected: OCC, Paper, Glass, Plastic, Metal Program Operator: Contractor Program Paid by: District Program Promotion: District District Expenses: Budget Line Item 2.D.2	2021	Ongoing	1, 2
Perrysville Fire Dept. SR 39 Perrysville, OH	This full-time recycling drop-off program is projected to continue throughout the planning period.  Target Audience: District Residents and Businesses Service Area: District Materials Collected: OCC, Paper, Glass, Plastic, Metal Program Operator: Contractor Program Paid by: District Program Promotion: District District Expenses: Budget Line Item 2.D.2	2021	Ongoing	1, 2
Cinnamon Lake CR 620 Jackson, OH	This full-time recycling drop-off program is projected to continue throughout the planning period.  Target Audience: District Residents and Businesses Service Area: District Materials Collected: OCC, Paper, Glass, Plastic, Metal Program Operator: Contractor Program Paid by: District Program Promotion: District District Expenses: Budget Line Item 2.D.2	2021	Ongoing	1, 2
Lake Twp. Garage 2499 CR 3374 Loudonville, OH	This full-time recycling drop-off program is projected to continue throughout the planning period.  Target Audience: District Residents and Businesses Service Area: District Materials Collected: OCC, Paper, Glass, Plastic, Metal Program Operator: Contractor Program Paid by: District Program Promotion: District District Expenses: Budget Line Item 2.D.2	2021	Ongoing	1, 2



Name	Description	Start Date	End Date	Goals
<p>Polk Village Sewer Plant W Congress St. Polk, OH</p>	<p>This full-time recycling drop-off program is projected to continue throughout the planning period.</p> <p>Target Audience: District Residents and Businesses Service Area: District Materials Collected: OCC, Paper, Glass, Plastic, Metal Program Operator: Contractor Program Paid by: District Program Promotion: District District Expenses: Budget Line Item 2.D.2</p>	2021	Ongoing	1, 2
<p>Sullivan Township 245 Twp. Hwy. 501 Sullivan, OH</p>	<p>This full-time recycling drop-off program is projected to continue throughout the planning period.</p> <p>Target Audience: District Residents and Businesses Service Area: District Materials Collected: OCC, Paper, Glass, Plastic, Metal Program Operator: Contractor Program Paid by: District Program Promotion: District District Expenses: Budget Line Item 2.D.2</p>	2021	Ongoing	1, 2
<p>Mohican Twp. Garage 2008 SR 89 Jeromesville, OH</p>	<p>This full-time recycling drop-off program is projected to continue throughout the planning period.</p> <p>Target Audience: District Residents and Businesses Service Area: District Materials Collected: OCC, Paper, Glass, Plastic, Metal Program Operator: Contractor Program Paid by: District Program Promotion: District District Expenses: Budget Line Item 2.D.2</p>	2021	Ongoing	1, 2
<p>Recycling Drop-Off Site Evaluations</p>	<p>The District will monitor a variety of elements regarding its recycling drop-off program, such as overall total tons of materials collected and quarterly utilization of each site. Based on the ongoing evaluation, the District may add sites, remove sites, add containers, remove containers, change frequency of collection or increase signage at any time during the planning period.</p> <p>Target Audience: District Drop-Off Sites Service Area: District Materials Collected: N/A Program Operator: District Program Paid by: District Program Promotion: District District Expenses: Budget Line Item 2.A.1</p>	2021	Ongoing	n/a

Name	Description	Start Date	End Date	Goals
<p>Recycling Drop-Off Site Participant Engagement</p>	<p>The District will provide a routine recycling drop-off program participant engagement initiative. The initiative will involve visiting recycling drop-off sites during normal businesses hours to engage with participants to determine their recycling habits, knowledge and what materials they were delivering to the sites. Educational materials will be provided to those participants that need the additional resources to recycle correctly. This initiative may involve the District Coordinator, Environmental Educator and or local volunteers. The site visits will be random with no defined frequency or duration. The initiative will be implemented based on availability of staff and resources.</p> <p>Target Audience: District Residents and Businesses                      Service Area: District                      Materials Collected: N/A                      Program Operator: District                      Program Paid by: District                      Program Promotion: District                      District Expenses: Budget Line Item 2.A.1</p>	<p>2025</p>	<p>Ongoing</p>	<p>4</p>
<p>Evaluate Recycling Drop-Off Contract</p>	<p>The District will evaluate the current contract for the recycling drop-off site program prior to the first 5-year contract term. The review will include the extension options, developing a new RFP, if a new RFP is developed, what changes should be made and other factors as needed.</p> <p>Target Audience: N/A                      Service Area: District                      Materials Collected: N/A                      Program Operator: District                      Program Paid by: District                      Program Promotion: District                      District Expenses: Budget Line Item 2.A.1</p>	<p>2026</p>	<p>2027</p>	<p>n/a</p>
<p>Evaluate District Recycling Drop-Off Containers for Maintenance and or Replacement</p>	<p>The District will evaluate the condition of each recycling drop-off container used in the program for maintenance and or replacement within the first 10 years of use. If replacement and or maintenance is needed, the District will develop a budget and plan to implement the changes as needed. Since this initiative is projected to occur at a point when the next Plan Update will be developed, no further action or budget is needed at this time. If an emergency situation occurs that requires a replacement, repair or routine maintenance before this time, the District will utilize excess fund balance money to fund the repairs/replacement.</p> <p>Target Audience: N/A                      Service Area: District                      Materials Collected: N/A                      Program Operator: District                      Program Paid by: District                      Program Promotion: District</p>	<p>2030</p>	<p>2031</p>	<p>N/A</p>

Name	Description	Start Date	End Date	Goals
	District Expenses: Budget Line Item 2.D.2			
<p>Commercial and Industrial Business Program - Technical Assistance</p>	<p>The District provides technical assistance to the commercial and industrial sector as well as the institutional sector through direct engagement activities related to solid waste and recycling content. The District is a technical resource for businesses and schools for recycling and solid waste questions as needed and requested. The District includes a vast array of resources on its web site for the benefit of residents and businesses.</p> <p>Target Audience: Commercial, Industrial, Institutional                      Service Area: District                      Materials Collected: N/A                      Program Operator: District                      Program Paid by: District                      Program Promotion: District                      District Expenses: Budget Line Item 2.A.1</p>	Existing	Ongoing	3, 4, 5
<p>Commercial and Industrial Business Program - Ohio EPA Market Development and Scrap Tire Grant Technical Assistance and Sponsorship</p>	<p>The District provides technical assistance to commercial, industrial and institutional entities regarding Ohio EPA grants as requested.</p> <p>Target Audience: Commercial, Industrial, Institutional                      Service Area: District                      Materials Collected: N/A                      Program Operator: District                      Program Paid by: District                      Program Promotion: District                      District Expenses: Budget Line Item 2.A.1</p>	Existing	Ongoing	4, 5, 9
<p>Commercial and Industrial Business Program - Waste Audits and Assessments</p>	<p>The District may assist businesses with waste audits for commercial businesses, industries, agricultural operations, and non-profit organizations upon request for no cost. Assessments will include a review of the entity’s operations, what is recycled and disposed of and their goals to improve. Recommendations will be made based on the assessment.</p> <p>Target Audience: Commercial, Industrial, Institutional                      Service Area: District                      Materials Collected: N/A                      Program Operator: District                      Program Paid by: District                      Program Promotion: District                      District Expenses: Budget Line Item 2.A.1</p>	Existing	Ongoing	4, 5
<p>Commercial and Industrial Program – Recycling Drop-Off Sites</p>	<p>The District allows commercial and industrial facilities to utilize the recycling drop-off program for low volume recycling needs. Large generators of recyclables are advised to work directly with a hauler and or broker to meet their recycling needs.</p> <p>Target Audience: Commercial, Industrial, Institutional                      Service Area: District</p>	2021	Ongoing	2, 5

Name	Description	Start Date	End Date	Goals
	Materials Collected: N/A Program Operator: District Program Paid by: District Program Promotion: District District Expenses: Budget Line Item 2.d.2			
Commercial and Industrial Program – Ohio Materials Market Place	The District will promote the Ohio Materials Market Place (OMMP) on its web site for businesses. In addition, during direct engagement opportunities such as waste assessments, the District will also promote the OMMP.  Target Audience: Commercial, Industrial, Institutional Service Area: District Materials Collected: N/A Program Operator: District Program Paid by: District Program Promotion: District District Expenses: Budget Line Item 2.A.1	2025	Ongoing	2, 5
Commercial and Industrial Program – Recycling Service Opportunities	The District will work with Ohio EPA and the local and regional recycling service providers to identify opportunities for additional recycling services for District businesses and institutional entities. These services would not be paid for by the District.  Target Audience: Commercial, Industrial, Institutional Service Area: District Materials Collected: N/A Program Operator: District Program Paid by: District Program Promotion: District District Expenses: Budget Line Item 2.A.1	2025	Ongoing	2, 5
HHW Collection	The District will conduct an annual HHW collection for residents.  Target Audience: District Residents Service Area: District Materials Collected: Paint, Cleaners, Bulbs, Batteries, Propane Cylinders, Pesticides, Insecticides, Aerosols and other HHW  Program Operator: Contractor Program Paid by: District Program Promotion: District District Expenses: Budget Line Item 2.e.2	Existing	Ongoing	2, 6
Lead Acid Batteries	Lead acid batteries as well as other household batteries are accepted in the District’s HHW program.  Target Audience: District Residents Service Area: District Materials Collected: Lead Acid Batteries	Existing	Ongoing	2, 6

Name	Description	Start Date	End Date	Goals
	Program Operator: Contractor Program Paid by: District Program Promotion: District District Expenses: Budget Line Item 2.e.2			
Used Oil and Antifreeze	Used oil, antifreeze and other common residential oils are accepted in the District's HHW program.  Target Audience: District Residents Service Area: District Materials Collected: Used Oil and Antifreeze Program Operator: Contractor Program Paid by: District Program Promotion: District District Expenses: Budget Line Item 2.e.2	Existing	Ongoing	2, 6
Residential Scrap Tire Voucher Program	The District provides residents with a scrap tire voucher program as described in Appendix H.  Target Audience: District Residents Service Area: District Materials Collected: Scrap Tires Program Operator: Contractor Program Paid by: District Program Promotion: District District Expenses: Budget Line Item 2.e.1	2021	Ongoing	2, 6
Farm Tire Collection Event	The District will provide an annual collection of scrap tires generated from local Ashland County farms from 2023-2029 then re-access the need for additional collections in the next Plan Update. The District will restructure the user fees charged by tire starting in 2024.  Target Audience: District Residents Service Area: District Materials Collected: Scrap Tires Program Operator: Contractor Program Paid by: District Program Promotion: District District Expenses: Budget Line Item 2.e.5	2022	2029	2, 5, 6
E-Waste Collection	The District will conduct an annual electronics collection for residents. Additional targeted collections for community government offices, institutions, non-profits and small business may occur based on available budget.  Target Audience: District Residents Service Area: District Materials Collected: TVs, Computers, Printers, Monitors, Computer Support Equipment, Misc Electronics  Program Operator: Contractor Program Paid by: District	Existing	Ongoing	2, 6

Name	Description	Start Date	End Date	Goals
	Program Promotion: District District Expenses: Budget Line Item 2.e.3			
Refrigerant Containing Appliance Voucher Program	The District will conduct a refrigerant containing appliance voucher program as described in Appendix H.  Target Audience: District Residents Service Area: District Materials Collected: Air conditioners, freezers, refrigerators, dehumidifiers  Program Operator: Contractor Program Paid by: District Program Promotion: District District Expenses: Budget Line Item 2.e.4	2023	Ongoing	2, 6
Non-Refrigerant Containing Appliances	The District does not conduct any special collections for non-refrigerant containing appliances. The District does provide information on entities and recyclers in the area and region that accept non-freon containing appliances.  Target Audience: District Service Area: District Materials Collected: Non-Refrigerant Containing Appliances  Program Operator: N/A Program Paid by: N/A Program Promotion: District District Expenses: N/A	Existing	Ongoing	2, 6
Medicine and Prescriptions	The District does not conduct any special collections for medication or prescriptions. The District does provide information on its web site regarding local and regional opportunities to properly manage these materials.  Target Audience: District Service Area: District Materials Collected: Medicines and Prescriptions Program Operator: N/A Program Paid by: N/A Program Promotion: District District Expenses: N/A	Existing	Ongoing	2, 6
Data Collection	The District will survey the recyclers and processors of materials that are generated by District the residential and commercial sector including institutions for recycling data annually. The District will also utilize data from Ohio EPA and other third parties.  The data collected along with the plan implementation monitoring each year will be used to complete the Annual District Report as required by law.  Target Audience: District Service Area: District	2024	Ongoing	1, 10

Name	Description	Start Date	End Date	Goals
	Materials Collected: N/A Program Operator: N/A Program Paid by: N/A Program Promotion: District District Expenses: Budget Line Item 2.a			
District Web Site	The District web site will continue and be updated as needed.  Target Audience: District Service Area: District Materials Collected: N/A Program Operator: N/A Program Paid by: N/A Program Promotion: District District Expenses: Budget Line Item 2.a	Existing	Ongoing	3, 4
Education and Outreach Program - Adult Education	The District provides educational opportunities for adults throughout the year. This includes: <ul style="list-style-type: none"> <li>• Information on website including recycling and educational content</li> <li>• Conduct presentations as requested based on staff availability</li> <li>• Include special waste topics in presentations whenever requested or possible (HHW, batteries, E-Waste, tires and appliances)</li> <li>• Attend Ashland County Fair with an educational booth</li> </ul> Target Audience: District Adults Service Area: District Materials Collected: N/A Program Operator: District Program Paid by: District Program Promotion: District District Expenses: Budget Line Item 2.a and 2.g.1	Existing	Ongoing	3, 4
Education and Outreach Program – Community Education	The District provides educational opportunities for communities and elected officials throughout the year. This includes: <ul style="list-style-type: none"> <li>• Information on website including recycling and educational content</li> <li>• Conduct presentations as requested based on staff availability</li> <li>• Attend Township Trustee Association meetings when requested</li> <li>• Attend community governing board meetings when requested</li> </ul> Target Audience: District Adults Service Area: District	Existing	Ongoing	3, 4

Name	Description	Start Date	End Date	Goals
	Materials Collected: N/A Program Operator: District Program Paid by: District Program Promotion: District District Expenses: Budget Line Item 2.a and 2.g.1			
Education and Outreach Program - School Age Children Education	The District provides educational opportunities for students throughout the school year. This includes: <ul style="list-style-type: none"> <li>• Information on website including recycling and educational content</li> <li>• Conduct presentations and lesson plans to local schools</li> <li>• Conduct special projects including contests and recycling drives</li> </ul> Target Audience: District Adults Service Area: District Materials Collected: N/A Program Operator: District Program Paid by: District Program Promotion: District District Expenses: Budget Line Item 2.a and 2.g.1	Existing	Ongoing	3, 4
Education and Outreach Program – Advertisement of District Programs	The District has historically advertised in the local newspaper for its special collection events (HHW, Ewaste). This will continue throughout the planning period. Starting in 2024 and ending in 2029, the District will mail to each household in the County a flyer that promotes all programs, special collections dates and locations and other messaging to provide education to District residents. For the next Plan Update that starts in 2028-2029, the District will evaluate this program for its effectiveness to determine if it will continue into the next plan.  Target Audience: District Residents Service Area: District Materials Collected: N/A Program Operator: District Program Paid by: District Program Promotion: District District Expenses: Budget Line Item 2.g.2	2024	2029	3, 4
Ashland County Landfill – Post Closure Care	The Ashland County Landfill was closed in 1997 and entered into post closure care on April 19, 2000. The 30-year post closure care period is scheduled to end on April 19, 2030 or until Ohio EPA releases the post closure care requirement. The District contracts with a consultant to conduct the necessary post closure care requirements including well testing and monitoring, annual report preparation and other activities. The District also contracts with a local farmer to harvest hay from the top of the landfill twice per year. The	2000	2030	N/A



Name	Description	Start Date	End Date	Goals
	<p>District may evaluate alternative uses for the landfill during or after the post closure period.</p> <p>Target Audience: N/A                      Service Area: N/A                      Materials Collected: N/A                      Program Operator: Consultant                      Program Paid by: District                      Program Promotion: N/A                      District Expenses: Budget Line Item 2.c</p>			
<p>Evaluate Post Closure Care Funding for Closed Ashland County Landfill</p>	<p>The closed Ashland County Landfill is currently under post closure care until April 19, 2030 or when Ohio EPA releases the District from the post closure care requirements. The District reserves the right to remove or keep the funding mechanism or to develop a new revenue source from the landfill, either during or after the post closure care period, as determined by the Board of County Commissioners.</p> <p>Target Audience: N/A                      Service Area: N/A                      Materials Collected: N/A                      Program Operator: District                      Program Paid by: District                      Program Promotion: District                      District Expenses: Budget Line Item 2.c</p>	<p>Existing</p>	<p>2030 or beyond</p>	<p>N/A</p>
<p>Evaluate U.S EPA Waste Reduction Model</p>	<p>The District conducted the evaluation as required in Format 4.1 as a part of the Plan Update Process.</p> <p>Target Audience: N/A                      Service Area: District                      Materials Collected: N/A                      Program Operator: District                      Program Paid by: District                      Program Promotion: District                      District Expenses: Budget Line Item 2.A.1</p>	<p>2023</p>	<p>2023</p>	<p>8</p>
<p>Annual District Report</p>	<p>The District shall complete the EPA Annual District Report annually by June 1<sup>st</sup> of each year.</p> <p>Target Audience: EPA                      Service Area: District                      Materials Collected: N/A                      Program Operator: District                      Program Paid by: District                      Program Promotion: District                      District Expenses: Budget Line Item 2.A.1</p>	<p>Ongoing</p>	<p>Ongoing</p>	<p>10</p>



## **APPENDIX J**

# REFERENCE YEAR OPPORTUNITY TO RECYCLE AND DEMONSTRATION OF ACHIEVING GOAL I



## APPENDIX J. Reference Year Opportunity to Recycle and Demonstration of Achieving Goal 1

The Ashland County Solid Waste District (District) is committed to achieving Goal 1 of the 2020 State Plan. This section demonstrates the District’s achievement of Goal 1 in the reference year and the programs that will help maintain the achievement of Goal 1 throughout the planning period.

### A. Residential Sector Opportunity to Recycle

The following table presents the recycling opportunities in the reference year and years 1, 5, 10, and 15 of the planning period, as well as the population credit received for each opportunity. Communities that have non-subscription curbside recycling and recycling drop-off sites, drop-off sites show a credit of zero. Municipalities are not permitted to have population credits exceeding 100%.

**Table J-1 Opportunity to Recycle**

ID #	Name of Community	Twp	2021		2025		2029		2034		2039	
			Pop.	Credit	Pop.	Credit	Pop.	Credit	Pop.	Credit	Pop.	Credit
<b>Non-subscription curbside</b>												
NSC1	City of Ashland	N/A	19,282	19,282	18,943	18,943	18,551	18,551	18,079	18,079	17,575	17,575
NSC2	Village of Loudonville	N/A	2,710	2,710	2,662	2,662	2,607	2,607	2,541	2,541	2,470	2,470
<b>Full-time, urban drop-off</b>												
FTU1	Buehler's Market 1055 Sugarbush Dr. Ashland, OH	N/A	19,282	0	18,943	0	18,551	0	18,079	0	17,575	0
FTU2	Ashland County Maintenance Facility 1270 Middle Rowsburg Rd. Ashland, OH	N/A	19,282	0	18,943	0	18,551	0	18,079	0	17,575	0
<b>Full-time, rural drop-off</b>												
FTR1	Orange Twp. Garage 930 CR 801 Ashland, OH	Orange Twp	2,513	2,500	2,469	2,500	2,418	2,500	2,356	2,500	2,290	2,500
FTR2	Ashland Co.-West Holmes Career Ctr. (Vermilion Twp.) 1763 SR 60 S Ashland, OH	Vermilion Twp	2,574	2,500	2,529	2,500	2,476	2,500	2,413	2,500	2,346	2,500
FTR3	Village of Loudonville	N/A	2,442	0	2,399	0	2,349	0	2,290	0	2,226	0

ID #	Name of Community	Twp	2021		2025		2029		2034		2039	
			Pop.	Credit	Pop.	Credit	Pop.	Credit	Pop.	Credit	Pop.	Credit
	Wally Road, Loudonville, OH											
FTR4	Savannah Village Ball Park 56 Bailey St, Savannah, OH	Clear Creek Twp	2,212	2,500	2,173	2,500	2,128	2,500	2,074	2,500	2,016	2,500
FTR5	Troy Twp. Garage 924 US 224, Nova, OH	Troy Twp	1,089	2,500	1,070	2,500	1,048	2,500	1,021	2,500	993	2,500
FTR6	Mifflin Twp. Garage 16 Maine St. Mifflin, OH	Mifflin Twp	1,213	2,500	1,192	2,500	1,167	2,500	1,137	2,500	1,106	2,500
FTR7	Perrysville Fire Dept. SR 39 Perrysville, OH	Green Twp	3,711	2,500	3,646	2,500	3,570	2,500	3,479	2,500	3,382	2,500
FTR8	Cinnamon Lake CR 620 Jackson, OH	Jackson Twp	3,887	2,500	3,819	2,500	3,740	2,500	3,644	2,500	3,543	2,500
FTR9	Lake Twp. Garage 2499 CR 3374 Loudonville, OH	Lake Twp	706	2,500	694	2,500	679	2,500	662	2,500	643	2,500
FTR1 0	Polk Village Sewer Plant W Congress St. Polk, OH	Jackson Twp	3,887	2,500	3,819	2,500	3,740	2,500	3,644	2,500	3,543	2,500
FTR1 1	Sullivan Township 245 Twp. Hwy. 501 Sullivan, OH	Sullivan Twp	2,620	2,500	2,574	2,500	2,521	2,500	2,457	2,500	2,388	2,500
FTR1 2	Mohican Twp. Garage 2008 SR 89 Jeromesville, OH	Mohican Twp	2,065	2,500	2,029	2,500	1,987	2,500	1,936	2,500	1,882	2,500
FTR1 3	Rowsborg Community Ctr 199 US 250, Polk, OH	Perry Twp	1,980	2,500	1,945	2,500	1,905	2,500	1,856	2,500	1,805	2,500
<b>Total County Population</b>			52,388		51,467		50,401		49,119		47,749	
<b>Total Population Credit</b>			51,992		51,605		51,158		50,620		50,045	
<b>Percent of Population</b>			99%		100%		100%		100%		100%	

**Source(s) of Information:** Ohio Development Services Agency, 2021 Population Estimates by County, City, Village, and Township, June 2022.

Both curbside programs and all drop off programs operating during the reference year are expected to continue.

The District reserves the right to adjust (remove, add, change, modify) drop-off sites throughout the planning period for any of the following reasons:

- If new curbside programs come online
- Drop-off sites are abused and or have excess contamination
- Other access creditable programming or services develop that negates the need of any particular site
- Other reasons as determined by the Board of County Commissioners

The District included all of the drop-off recycling sites in operation regardless of if they meet the criteria to be eligible for access credit toward achieving Goal 1. Some sites in the table are listed with a population credit of zero. These sites are located in cities, villages, or townships that provide non-subscription curbside recycling access. Communities with non-subscription curbside recycling programs have a population credit equal to 100% of the total population; therefore, additional population credit for drop-offs cannot be counted toward achieving Goal 1 because the access credit would exceed the total population of the political subdivision.

**Summary of Recycling Infrastructure**

The District has 2 non-subscription curbside recycling communities and no subscription curbside recycling programs. Non-subscription curbside recycling provides 100% recycling access for the residents and subscription provides 25% recycling access. The drop-off program also adds access for the residents. There are 15 drop-off sites within the District which allow for additional recycling options. These drop-offs help multi-family housing have access to recycling too. Due to the non-subscription credits given to some of the programs, not all drop-offs receive access credit.

The District will monitor population projections over the planning period if additional recycling access is needed to meet the 80% access goal in any county of the District.

**Table J-1b. Opportunity to Recycle Summary**

Year	Population Data	County
		Ashland
2025	Total County	51,467
	Credit	51,605
	% Access	100%
2029 (Year 5)	Total County	50,401
	Credit	51,158

Year	Population Data	County
		Ashland
	% Access	100%
2034 (Year 10)	Total County	49,119
	Credit	50,620
	% Access	100%
2039 (Year 15)	Total County	47,749
	Credit	50,045
	% Access	100%

Tables J-2 and J-3 are not applicable to the District and have been omitted.

**B. Commercial Sector Opportunity to Recycle**

**Table J-4. Infrastructure Demonstration for the Commercial Sector**

Service Provider	Type of Recycling Service Provided	Cc	Mp	Sc	PI	W
Brady Metals	Scrap Yard			✓		
Buckeye Diamond Logistics	Hauler Collection, Pallet Refurbisher	✓			✓	✓
Carolls Truck Parts (Galion, OH)	Scrap Yard			✓		
City of Ashland (Ashland, OH)	Hauler Collection	✓				
Diamond Pallets	Hauler Collection, Pallet Refurbisher					✓
District Drop-Offs	15 Drop-Off Locations	✓	✓	✓	✓	
Gateway Recycling (Cleveland, OH)	Hauler Collection	✓	✓	✓	✓	
Innovative Recycling (Galion, OH)	Buy Back	✓	✓	✓	✓	
Local Amish Farms	Hauler Collection					✓
Medina Recycling (Medina, OH)	Hauler Collection, Buy Back	✓	✓		✓	
Metal Conversions (Mansfield, OH)	Scrap Yard			✓		
Milliron Recycling (Mansfield, OH)	Scrap Yard, Buy Back	✓	✓	✓	✓	

Service Provider	Type of Recycling Service Provided	Cc	Mp	Sc	PI	W
OmniSource (Mansfield, OH)	Scrap Yard, Hauler Collection			✓		
Pinnacle	Hauler Collection	✓	✓			
PSC Metals (Wooster, OH)	Scrap Yard			✓		
R&R Pallets	Hauler Collection, Pallet Refurbisher					✓
Recycle It	Hauler Collection, Material Recovery Facility	✓	✓	✓	✓	
River Valley	Hauler Collection		✓			
Royal Oaks Paper Retriever (Multiple Locations)	Hauler Collection		✓			
Rumpke (Columbus, OH)	Hauler Collection, Material Recovery Facility	✓	✓	✓	✓	✓
Sims Metal Management (Delaware/Columbus, OH)	Scrap Yard			✓		
<b>Total</b>		24	24	26	22	5

*Cc = corrugated cardboard, Mp = mixed paper, Sc = steel cans, PI = plastics, W = wooden pallets and packaging*

Table J-4, “Infrastructure Demonstration for the Commercial Sector,” presents drop-offs, buy backs, scrap yards, haulers, and pallet refurbishers that provide recycling opportunities to the commercial/institutional sector. The total number of recycling opportunities in the District’s jurisdiction for five materials designated for the commercial sector to demonstrate compliance with Goal 1 are as follows:

- Cardboard: 24
- Mixed paper: 24
- Steel cans: 26
- Plastics: 22
- Wood pallets and packaging: 5

The categories for cardboard, mixed paper, steel cans and plastics include the 15 District drop-off sites.

**C. Demonstration of Meeting Other Requirements for Achieving Goal 1**

**1. Residential/Commercial Waste Reduction and Recycling Rate**

In the 2021 reference year, the District's residential/commercial sector achieved a 25% waste reduction and recycling rate, which was equal to the 25% requirement to achieve Goal 1. The waste reduction and recycling rate is projected to increase to 28% in 2025 and is projected to increase each year throughout the planning period to 32% in 2039.

**2. Industrial Waste Reduction and Recycling Rate**

The Ohio EPA eliminated the industrial percentage goal. The District shall incorporate a strategic initiative for the industrial sector into its solid waste management plan.

Appendix I contains the District programs offered to the industrial sector.

**3. Encouraging Participation**

The District will encourage residents and commercial generators to participate in available recycling infrastructure using a variety of outreach, education, and incentive programs, including the following:

- **Educational Displays at Community Events:** The District hosts a booth at the County Fair and other major community events. Information on the District's programs and opportunities to recycle is available.
- **Website:** The District regularly updates its website. The web site was greatly improved in 2021 and 2022.
- **Resource Guide:** The District has produced and made available on its web site a Resource Guide for residents, businesses and other entities. The guide includes other opportunities to recycle locations throughout the region.
- **Environmental Educator:** The District employs a dedicated Environmental Educator to perform presentations to students, manage school recycling programs, activities, and contests. The District Educator and Coordinator are also available for adult presentations for businesses, civic groups, church groups and non-profits.



- **Waste Assessment & Audits**

The District provides education/technical assistance, guidelines and methodology for performing waste audits to help businesses identify alternatives to waste generation, methods for collection and marketing of recyclable materials for businesses and other organizations/entities.

- **Grant Programs**

The District provides assistance to local businesses in identifying opportunities for grants and/or loans from federal and state sources to fund pollution prevention and waste minimization opportunities

Appendices I and L include detailed information about each program.



## **APPENDIX K**

# WASTE REDUCTION AND RECYCLING RATES AND DEMONSTRATION OF ACHIEVING GOAL 2



## APPENDIX K. Waste Reduction and Recycling Rates and Demonstration of Achieving Goal 2

Even though the District has chosen to demonstrate compliance with Goal 1 of the State Plan, the District will strive to continue to achieve Goal 2 as well, which states that the District will recycle or reduce at least 25% of the solid waste generated by the residential/commercial sector.

Table K-1 below shows the waste reduction and recycling (WRR) rates for the residential/commercial sector in the reference year and projected for the planning period. The District meets the state’s WRR goal for the residential/commercial sector for each year of the planning period.

**Table K-1. Annual Rate of Waste Reduction: Residential/Commercial Solid Waste**

	Year	Population	Recycled	Disposed	Total Generated	WRR Rate	Per Capita WRR Rate (PPD)
X First Year of Planning Period →	2021	52,388	12,775	38,428	51,204	24.95%	1.3
	2022	52,098	13,723	39,791	53,514	25.64%	1.4
	2023	51,888	13,419	38,595	52,014	25.80%	1.4
	2024	51,677	13,515	36,876	50,391	26.82%	1.4
	2025	51,467	13,613	36,726	50,338	27.04%	1.4
	2026	51,146	13,711	36,497	50,208	27.31%	1.5
	2027	50,898	13,811	36,319	50,130	27.55%	1.5
	2028	50,649	13,911	36,142	50,053	27.79%	1.5
	2029	50,401	14,012	35,965	49,977	28.04%	1.5
	2030	50,224	14,115	34,261	48,376	29.18%	1.5
	2031	49,894	14,218	35,603	49,821	28.54%	1.6
	2032	49,636	14,323	35,419	49,741	28.79%	1.6
	2033	49,377	14,428	35,234	49,663	29.05%	1.6
	2034	49,119	14,535	35,050	49,585	29.31%	1.6
	2035	48,933	14,642	34,917	49,560	29.54%	1.6
	2036	48,583	14,751	34,668	49,419	29.85%	1.7
	2037	48,305	14,861	34,469	49,330	30.13%	1.7
	2038	48,027	14,972	34,271	49,243	30.40%	1.7
	2039	47,749	15,084	34,072	49,156	30.69%	1.7

WRR = waste reduction and recycling

**Sources of Information:** Data for this table is taken from the following portions of the solid waste management plan:

- Waste reduced and recycled: Appendix E, Table E-4 (for reference year) and Table E-5 (for planning period)
- Waste Disposed: Appendix D, Table D-3 (for reference year) and Table D-5 (for planning period)
- Waste Generated: Appendix G, Table G-1 (for reference year) and Table G-2 (for planning period)
- Population: Appendix C, Table C-1 (for reference year) and Table C-2 (for planning period)

**Sample Calculations:**

$$\begin{aligned} 2021 \text{ Waste Generated} &= 2021 \text{ Waste reduced and recycled} + 2021 \text{ waste disposed} \\ 51,204 \text{ tons} &= 12,775 \text{ tons} + 38,428 \text{ tons} \end{aligned}$$

$$\begin{aligned} 2021 \text{ Waste Reduction \& Recycling Rate} &= (2021 \text{ Waste Reduced \& Recycled} + 2021 \text{ Waste Generated}) \\ &\quad \times 100 \\ 24.95\% &= (12,775 \text{ tons} + 51,204 \text{ tons}) \times 100 \end{aligned}$$

$$\begin{aligned} 2021 \text{ Per Capita Waste Reduction \& Recycling Rate} &= (2021 \text{ tons recycled} \times 2,000) + 365) \div \text{population} \\ 1.3 \text{ PPD} &= ((12,775 \text{ tons} \times 2,000) + 365 \text{ days/year}) \div 52,388 \text{ residents} \end{aligned}$$

**Table K-1** demonstrates that the District did meet the requirements of Goal 2 to reduce and recycle at least 25% of the solid waste generated by the residential/commercial during the reference year. With new initiatives that the District plans to implement during the planning period (see Appendix I), the tons of recycling and rate will increase. The District projects that it will be above the 25% goal throughout the planning period.

**Table K-2** was not completed as the District is not required to track the industrial sector recycling percentages based on the new state plan requirements.

**Table K-3** was not completed as the District is not required to track the industrial sector recycling percentages based on the new state plan requirements. The combined recycling rate would not be available with the industrial sector recycling percentages not included.



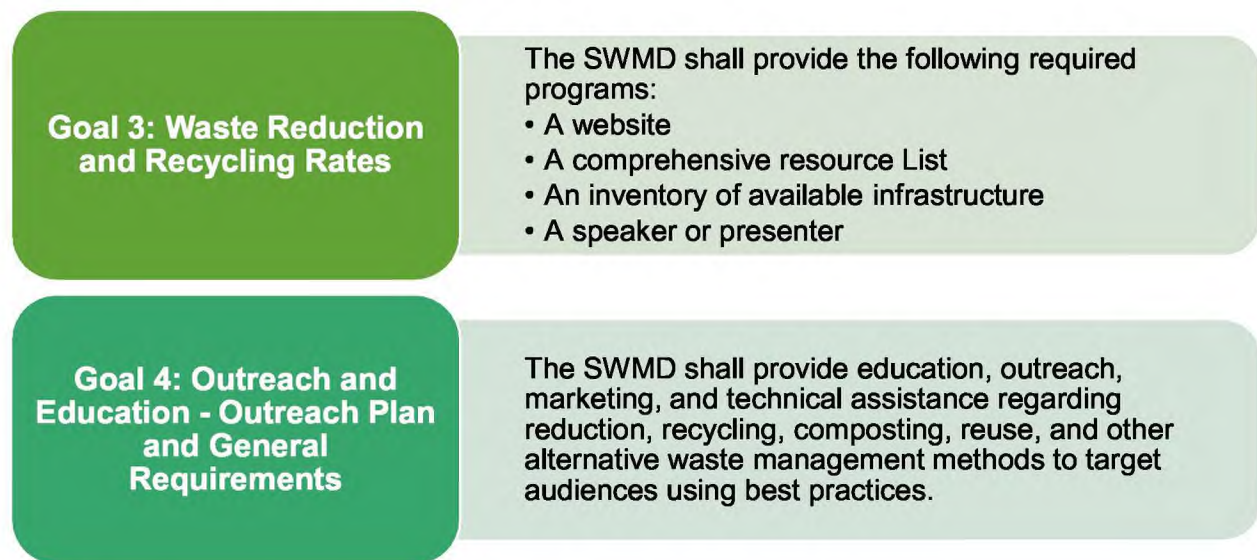
## **APPENDIX L**

### **MINIMUM REQUIRED EDUCATION PROGRAMS: OUTREACH AND MARKETING PLAN AND GENERAL EDUCATION REQUIREMENTS**



## APPENDIX L. Minimum Required Education Programs: Outreach and Marketing Plan and General Education Requirements

This Appendix discusses State Plan Goals 3 and 4 and the District's strategies to satisfy the requirements of meeting each goal. The following figure includes a summary of each goal, as presented in Ohio EPA's Plan Format v4.1:



### A. Minimum Required Education Programs

---

In accordance with Goal 3 of the *2020 State Plan*, the District is required to provide four minimum education programs including:

- A website
- A comprehensive resource list
- An inventory of available infrastructure
- A speaker or presenter.

The District met these requirements in the reference year. The following demonstrates the District's reference year program and or initiatives that meet the above requirements.

#### 1. Website

The District's comprehensive website is updated regularly. The website is available at: <https://www.ashlandcountyoh.us/county-services/solid-waste-district/solid-waste-district-2>

The main web page is the launching point to all the resources available to District residents and businesses. This main page includes the following:

- District contact information
- Youth education
- Household hazardous waste and paint collection
- Recycling (recycling drop-off program)
- Residential scrap tire collection
- E-Waste collection
- Policy Committee
- Ashland County Community web site links
- Regional and statewide web site links
- Adjacent solid waste district web site links

The web site is maintained by the County Commissioners office with updates provided by the Deputy Clerk based on requested updates, changes, additions or deletions from the District Coordinator.

## **2. Comprehensive Resource List**

The District developed a detailed opportunities to recycle document that provides local and regional entities that accept materials for recycling or reuse.

The District also created special HHW and special materials document that provides local and regional entities that accept materials for recycling, reuse or proper disposal.

Both of the online documents provide the following information:

- Entity location by material accepted
- Contact information when available
- Conditions for acceptance when available

The District also provides detailed program flyers for the following:

- Recycling drop-off site locations
- Recycle right flyer
- Recycle drop-off program detailed acceptable and non-acceptable materials list
- Household hazardous waste program and alternative local and regional management options
- Electronic waste and TV collection program (started in 2022)
- Residential scrap tire voucher program
- Freon appliance voucher program (started in 2023)

- Farm tire collection program (started in 2022)

**b. Access to Recycling Guide**

The Recycling Guide can be accessed electronically on the District's website.

**c. Recycling Guide Updating Strategy**

The District Coordinator reviews the recycling guide periodically and provides updates as needed.

**3. Infrastructure Inventory**

**a. Description**

The District's Solid Waste Management Plan includes an infrastructure inventory. The District also provides local and regional disposal facility and hauler information in the recycling guide. The guide is updated periodically.

**b. Access to Inventory**

The inventory was available on the District's website in the reference year (2021) and all years forward.

**4. Speaker/Presenter**

**a. Description**

During the reference year, the District continued contracting with an Environmental Educator to perform education and outreach activities. The District Coordinator is also available to conduct presentations to adults and organizations as needed.

**b. Environmental Education Specialist's Duties**

The District's Environmental Educator conducts in-school and civic group presentations, organizes and runs recycling contests for students, plans and manages recycling tours, and participates in special community events, such as hosting a booth at the County fair.



**B. Outreach and Education – Outreach Plan and General Education Requirements**

**1. Evaluation of Existing Programs and Outstanding Needs**

The following table presents the District’s existing education and outreach programs and each program’s target audience.

Existing Programs	Target Audience				
	Residents	Schools	Industries	Institutions & Commercial Businesses	Communities & Elected Officials
District Website	✓	✓	✓	✓	✓
Presentations	✓	✓	✓	✓	✓
Special Event Engagement	✓				
Educational Display at Fairgrounds and Community Events	✓	✓	✓	✓	
School Contests	✓	✓			
Commercial/Industrial Institutional Waste Assessments		✓	✓	✓	
Commercial/Industrial Institutional Technical Assistance		✓	✓	✓	
Commercial/Industrial EPA Grant Assistance		✓	✓	✓	
<b>Total Program per Group</b>	<b>5</b>	<b>7</b>	<b>6</b>	<b>6</b>	<b>2</b>

**2. Audience: Residents**

**Overview**

The District provides a website for residents, businesses, non-profits, institutions and government to find appropriate information on the many program opportunities to recycle in the District and surrounding region (see Appendix H and L). The District also has targeted newspaper and direct mailer advertisements on District programs and/or initiatives as needed. Additionally, the District provides flyers, brochures, and other supportive information on recycling and solid waste management.

The District also provides presentations to civic groups, community meetings and other engagements with the general public as requested.

## **Outreach Methodologies**

### **Audience Needs**

The District uses newspaper advertisements, direct mail, flyers, direct engagement and other forms of outreach to reach those residents who do not use the web. This initiative includes the following strategy:

- Conduct targeted education and outreach initiatives that can demonstrate measurable results of improvement through direct mailers as needed.
- With the approval of this Plan Update, conduct targeted boots on the ground tagging and direct engagement for curbside and drop-off programs to reduce contamination and increase correct recycling.
- Engagement with residents at the County Fair annually through the District Fair Booth.
- Engagement with residents at community events and meetings through presentations.

### **Behavior Change Focus**

The District is planning on implementing two new targeted direct engagement initiatives with the implementation of this Plan Update. The engagement initiatives include meeting with recycling drop-off participants and targeted sites across the District to understand their recycling habits, inspect the materials they delivered and provide education materials on the proper recycling procedures. The second initiative will be to conduct targeted curbside recycling container set-out inspections, if requested by the communities. The inspection would include leaving a tag on set-outs that are not compliant with the curbside program's acceptable materials. These initiatives will be conducted by District staff and or volunteers, as available.

### **The Repeat Message**

All advertisements, posters, flyers, and other promotional material will have the same logo and branding to represent the District. This was accomplished in 2021 with the revamping of the District's branding. Additionally, messages will be kept simple and repetitive in order for residents to remember the main message being communicated.

## Measuring Results and Effectiveness

The District uses a counter of visitors to the website, recycling rates, recycling drop-off utilization and other factors to measure the success of this education and outreach plan. In addition, the direct engagement programs contained in this program offer the District the opportunity to measure the effectiveness of the overall education and out reach program.

### 3. Audience: Schools

#### Overview

The District provides educational opportunities for students throughout the school year with its Environmental Educator. In 2021, the District's made 450 presentations on many solid waste topics reaching 9,261 students. School programs continued to be an important part of the District's outreach efforts. The presentations helped increase involvement in residential and commercial recycling after students learned about recycling. Presentations also encouraged parents to become involved if they were not already recycling.

#### Outreach Methodologies

##### Audience Needs

The District's education and outreach for students covers a broad range of engagement initiatives including:

- Direct engagement via presentations
- Development of lesson plans for teachers
- Conducting annual poster contests
- Conducting annual recycling drives
- Earth Day programing
- Recycle treasure hunts
- Other activities

The District created a new environmental presentation request form on the web site in 2021. The new form includes the following service requests:

- Pre K through 3 Grade Presentation
- Grade 4 through 8 Presentation
- High School Presentation
- College Age Student Presentation
- Adult Presentation
- Summer Camp Presentation
- Special Event Display

- Contest
- Other Request

### Behavior Change Focus

The District's focus is to effect behavior change in school age children through direct engagement, thoughtful lesson plan development, contests and recycling drives. Behavior change will be assessed on the initiatives implemented in the education and outreach program and how well the school age children grasp the concepts and lesson plan objectives.

### The Repeat Message

The District's education and outreach program has been operating for many years with the same Environmental Educator. The theme of lesson plans and presentations has been focused on recycling, composting and increasing recycling correctly. Adaptation to the changes in the District in 2020-2023 is being addressed in the materials and programs offered under the education and outreach program.

### Measuring Results and Effectiveness

The District measures the school education programs by counting the number of presentations conducted, number of students reached, posters created, recycle drive performance and other factors.

The District measure success and the effectiveness of the school age children program by their comprehension of the lesson plans, the success of the recycle drives and overall engagement assessments. In addition, indirectly, the District can measure the effectiveness of the education and outreach program through the recycling program performances by program.

## 4. **Audience: Institutions & Commercial/Industrial Businesses**

### Overview

The District provides educational and program opportunities to the business and institutional sector such as free waste assessments and audits, presentations, phone line, information on brochures and the website, and advice and technical assistance. These programs allow for the District to assist institutions & commercial businesses with access to recycling infrastructure opportunities locally and in the region.

## **Outreach Methodologies**

### **Audience Needs**

The District understands that business needs are different than that of residents. The assistance provided to businesses or institutions includes the following:

- Web site provided resources and information
- Technical assistance on solid waste issues
- Waste assessments
- Assistance with Ohio EPA grants
- Promotion of Ohio EPA's Material Market Place (2025 or sooner)
- Working with EPA and local and regional recyclers and service providers to provide more recycling services for District businesses (2025)

The services above allow the District to connect to the business and institutional sector community and offer assistance with recycling and waste reduction program.

### **Behavior Change Focus**

The District will strive to effect behavior change in the following ways:

- Increased participation in District initiatives
- Increase commercial/institutional/industrial recycling
- Reduce commercial/institutional/industrial disposal

### **The Repeat Message**

Messaging will be designed to achieve the behavior change listed above. At a minimum, common messaging, standard branding and frequency will be employed as needed.

### **Measuring Results and Effectiveness**

The District can keep track of the number of business which inquire about audits, technical assistance, and presentations. The District can also track the results listed to measure the effectiveness of District-business relationships built.

## 5. Audience – Communities & Elected Officials

### Overview

The District has a good relationship with many communities and elected officials. The District works to keep good rapport and improve the recycling programs and infrastructure in District whenever possible.

### Outreach Methodologies

#### Audience Needs

Communities and elected officials (including Policy Committee and Board of County Commissioners for the District) benefit from understanding how the District operates and the programs it offers. Having direct engagement with communities and elected officials increases the rapport with the District and result in greater communication. Officials are often busy and may benefit from engagement with the District on changes or improvements with infrastructure in their communities as well as overall District programming. The District provides the following services to community leader and elected officials:

- Information on website including recycling, waste disposal and hauler information
- Curbside and drop-off assistance
- Contracting and marketing assistance
- Grant opportunities
- Presentations
- Policy Committee engagement and technical assistance
  - ✓ Policy Committee guidance manual (Created in 2022)
  - ✓ Engagement at meetings to discuss roles and responsibilities (Conducted annually starting in 2022)
- Board of County Commissioners engagement and technical assistance
  - ✓ Engagement at meetings to discuss roles and responsibilities
- Community engagement as requested such as council and trustee meetings, township trustee association meetings and other public meetings to discuss District programs

#### Behavior Change Focus

The District engages with community leaders, elected officials and the Board of County Commissioners of the District to educate, inform and provide them the tools for decision making. Decision making, based on

sound advice, information and proper education is the best behavior change practice the District can implement.

### The Repeat Message

The District can send emails for events and meeting invitations to communities & elected officials with a consistent message to keep officials up-to-date and in-the-know. This will allow more communication opportunities with the District as well.

### Measuring Results

The District can keep track of the officials invited and ones which attend a meeting or presentation. This would allow the District to follow the participation.

In addition, the technical assistance portion of the services offered to community leaders and elected officials can be measured if new or improved programs are created.

### Measuring Effectiveness

Determining the participation for the officials would allow the District to target future events to help get more officials involved with their communities and the opportunities they can help improve.

## **C. Outreach Priority**

---

The District is a small rural solid waste district with a part time District Coordinator and a contracted Environmental Educator with a limited budget. The Outreach priority for the District is to conduct a direct engagement initiative with participants at the District's recycling drop-off sites to change behavior on participating in the program correctly.

The District will incorporate all educational and outreach programs listed above and in Appendices H and I to meet the outreach priority.

### **Goal of the Outreach Priority**

- Increase public education of acceptable materials in the recycling drop-off and curbside recycling programs, decrease contamination
- Increase recycling for curbside and drop-off programs
- Decrease contamination at the District drop-off sites

**Target Audience(s)**

- Participants at the District's recycling drop-off sites

**Milestones**

- Visiting recycling drop-off sites during normal businesses hours to engage with participants to determine their recycling habits, knowledge and what materials they were delivering to the sites.
- Educational materials will be provided to those participants that need the additional resources to recycle correctly.
- The site visits will be random with no defined frequency or duration.

**Who Implements the Strategy**

- This initiative may involve the District Coordinator, Environmental Educator and or local volunteers.

**Measurement of Success**

- Increase in recycling tonnage reported by the District's contractor
- Decreased contamination as reported by the District's contractor.
- Decreased visual contamination from direct engagement activities/inspections by 20%.





# **APPENDIX M**

## **WASTE MANAGEMENT CAPACITY ANALYSIS**



## APPENDIX M. Waste Management Capacity Analysis

### A. Access to Publicly-Available Landfill Facilities

The District has zero in-District landfills. During the reference year, District-generated waste was directly hauled to 8 out-of-District landfills. These facilities had an average remaining capacity of more than 45.88 years. Seven of the eight facilities had enough currently permitted capacity to last through the end of the District’s planning period. As a result, the District has concluded that adequate landfill capacity is available to serve the needs of the District for the entire planning period.

**Table M-1. Remaining Operating Life of Publicly-Available Landfills**

Facility	Location	Years of Remaining Capacity
<b><i>In-District</i></b>		
None		
<b><i>Out-of-District</i></b>		
American Landfill	Stark County, OH	74
County Environmental Landfill	Wyandot County, OH	105
Countywide RDF	Stark County, OH	62
Crawford Co. Sanitary Landfill	Crawford County, OH	23
Erie County Sanitary Landfill	Erie County, OH	43
Hancock County Landfill	Hancock County, OH	24
Kimble Sanitary Landfill	Tuscarawas County, OH	20
Noble Rd. Landfill	Richland County, OH	16
<b><i>Out-of-State</i></b>		
None		

Source(s) of Information: Ohio EPA Facility Data, 2021.

### B. Access to Captive Landfill Facilities

No captive landfills exist within the District; therefore, **Table M-2** has been omitted.

### D. Incinerators and Energy Recovery Facilities

The District did not send any solid waste to incinerators. Therefore, **Table M-3**, “Incinerators and Energy Recovery Facilities Used by the District in the Reference Year,” has been omitted.



## **APPENDIX N**

# EVALUATING GREENHOUSE GAS EMISSIONS



## APPENDIX N. Evaluating Greenhouse Gas Emissions

Greenhouse gas (GHG) emissions associated with solid waste management activities were estimated for the District using U.S. Environmental Protection Agency’s Waste Reduction Model (WARM). The WARM was applied to reference year (2021) data and data projected for the sixth year of the planning period, or year 2030. Only residential/commercial waste has been included in the first and second analysis. Sources of waste or recyclables have been combined as necessary to create waste category totals corresponding to input entries available in the WARM. For instance, the “Mixed Recyclables” material category represents the sum of commingled recyclable materials that were notated on the reference year’s Annual District Report.

The top half of **Table N-1** shown below provides the results from the WARM analysis, assuming that all waste recycled and composted in the reference year was disposed in landfills. The model estimates a that a total of 8,236.51 metric tons of carbon dioxide equivalents (MTCO<sub>2</sub>E) would be emitted if all materials in the referenced year that were reported as recycled or composted were in fact landfilled. using this assumption which is characterized as the baseline scenario. The second half of **Table N-1** represents the actual amounts recycled and composted in 2021 and is termed the alternative scenario. The alternative scenario results in a savings of -24,418.11 MTCO<sub>2</sub>E from being emitted.

**Table N-1. Greenhouse Gas Emissions From All Recyclables in 2021**

**If Landfilled Model**

Waste Category	MTCO <sub>2</sub> E if Landfilled
Corrugated Containers	707.51
Mixed Paper (general)	56.30
Food Waste	7,664.83
Yard Trimmings	(302.40)
Mixed Plastics	2.98
Mixed Electronics	0.00
Aluminum Cans	3.89
Steel Cans	47.74
Tires	22.79
Mixed Recyclables	32.87
<b>Net Totals</b>	<b>8,236.51</b>

**If Recycled or Composted Model**

Waste Category	MTCO2E if Recycled
Corrugated Containers	(12,215.27)
Mixed Paper (general)	(2,673.32)
Food Waste	(73.86)
Yard Trimmings	(80.77)
Mixed Plastics	(136.04)
Mixed Electronics	-
Aluminum Cans	(1,752.46)
Steel Cans	(4,318.20)
Tires	(423.34)
Mixed Recyclables	(2,744.85)
<b>Net Totals</b>	<b>(24,418.11)</b>

Combining the results from the two scenarios in **Table N-1** shows the GHG emissions saved within each material category, which is achieved by recycling and composting instead of landfilling all materials in the waste stream (see **Table N-2**). The total estimated GHG emissions savings is 32,654.62 MTCO<sub>2</sub>E.

**Table N-2. NET Greenhouse Gas Reductions for 2021: Alternative vs. Baseline Scenarios**

Waste Category	MTCO2E Savings
Corrugated Containers	(12,922.78)
Mixed Paper (general)	(2,729.62)
Food Waste	(7,738.69)
Yard Trimmings	221.63
Mixed Plastics	(139.02)
Mixed Electronics	-
Aluminum Cans	(1,756.35)
Steel Cans	(4,365.94)
Tires	(446.13)
Mixed Recyclables	(2,777.72)
<b>Net Totals</b>	<b>(32,654.62)</b>

**Table N-3** shows the material categories as well as the amounts recycled and composted which were entered into the model. This first analysis compares reference year (2021) residential/commercial recycling data to projected data for year six of the planning period (2030). The top half of **Table N-3** provides results from the WARM analysis of actual residential/commercial recycling tonnage and MTCO<sub>2</sub>E generation in 2021. The bottom half of the table represents the projected tonnage and MTCO<sub>2</sub>E generation for year 2030.

**Table N-3. Tons of Solid Waste Applied to WARM**

**2021 WARM Model**

Waste Category	Tons Recycled or Composted	Total MTCO <sub>2</sub> E
Corrugated Containers	3,896	(12,215.27)
Mixed Paper (general)	754	(2,673.32)
Food Waste	639	(73.86)
Yard Trimmings	1,508	(80.77)
Mixed Plastics	147	(136.04)
Mixed Electronics	0	-
Aluminum Cans	192	(1,752.46)
Steel Cans	2,357	(4,318.20)
Tires	1,125	(423.34)
Mixed Recyclables	962	(2,744.85)
<b>Net Totals</b>	<b>11,579</b>	<b>(24,418.11)</b>

**2030 WARM Model**

Waste Category	Tons Recycled or Composted	Total MTCO <sub>2</sub> E
Corrugated Containers	4,749	(14,88.37)
Mixed Paper (general)	919	(3,258.55)
Food Waste	779	(90.00)
Yard Trimmings	1,838	(98.45)
Mixed Plastics	179	(165.37)
Mixed Electronics	35	(27.49)
Aluminum Cans	234	(2,138.54)
Steel Cans	2,873	(5,264.05)
Tires	1,372	(516.18)
Mixed Recyclables	1,172	(3,345.22)
<b>Net Totals</b>	<b>14,115</b>	<b>(29,792.22)</b>

The two scenarios in **Table N-3** above are combined into **Table N-4** below to show that the GHG emissions between 2021 and 2030 decreased by 5,374 MTCO<sub>2</sub>E because of the increased recycling projected in this Plan Update.

**Table N-4. Net CHG Reductions for 2030: 2021 vs 2030**

Waste Category	Difference Between Scenarios in MTCO <sub>2</sub> E (2021 and 2030)
Corrugated Containers	2,673.10
Mixed Paper (general)	585.23
Food Waste	16.14
Yard Trimmings	17.68
Mixed Plastics	29.33
Mixed Electronics	27.49
Aluminum Cans	386.08
Steel Cans	945.85
Tires	92.84
Mixed Recyclables	600.37
<b>Net Totals</b>	<b>5,374</b>



# **APPENDIX O**

## **FINANCIAL DATA**





## APPENDIX O. FINANCIAL DATA

This Appendix summarizes the District's funding mechanisms, projected revenues and expenses for the planning period of 2025-2039. The District has prepared the budget section of this Plan Update to meet the requirements in the Ohio Revised Code, Section 3734.53 (A)(13)(d):

*The methods of financing implementation of the plan and a demonstration of the availability of financial resources for that purpose.*

The budget tables prepared for this *Plan Update* demonstrate that the District has the financial funding throughout the planning period to implement the planned programs and initiatives.

The Board, with the advice and assistance of the District Coordinator, will review and revise the District budget (County Budget System) as needed to implement the planned strategies, programs and/or activities as effectively as possible with the funds available. Revenues, not otherwise committed to an existing strategy, facility, program or activity may be used to increase funding to improve the effectiveness of an existing strategy, program or activity and to provide funding for a new strategy, facility, program or activity the Board concludes is justified based on the District Coordinator's recommendations and the content of this Plan Update.

The District anticipates the need to revise the District budget (County Budget System) and reallocate funds as programs change or when otherwise determined to be in the best interest of the District. If the budget in this *Plan Update* is affected to the point that it must be revised, the District will first determine if a material change in circumstance has occurred. If a material change in circumstance has not occurred but budget revisions are needed that go beyond normal adjustments, the District may revise the budget per ORC Section 3734.56(E) and follow the appropriate ratification requirements to finalize the budget revisions.

The District is committed to implementing planned strategies, facilities, programs and/or activities in a cost-effective manner. The District is committed to improving the effectiveness and reduce the cost of all District strategies, facilities, programs and activities. The District Board is authorized to expend District funds among other uses included in the *Plan Update* when costs are reduced or excess revenue is collected.

Additionally, the Board is authorized to use savings from cost reductions or excess revenue to provide grant funds or direct funding to evaluate, test and/or implement new strategies, facilities, programs and activities that are in compliance with this *Plan Update*. These expenditures are not a "material change in circumstance" regarding the implementation of this *Plan Update*.

## A. **FUNDING MECHANISMS AND REVENUE GENERATED**

---

### 1. **Disposal Fees**

The District does not receive revenue from disposal fees; therefore, Table O-1 has been omitted.

### 2. **Generation Fees**

The District does not receive revenue from generation fees; therefore, Table O-2 has been omitted.

### 3. **Contract Fees Through Designation**

The District has designated solid waste facilities pursuant to ORC 343.014 and has entered into contracts with designated facilities pursuant to which the District currently receives a Contract Fee for solid waste generated in the District and received at the designated facility. The per ton contract fee in 2021 was \$8.00 for District expenses (Fund# 151).

Appendix P contains a sample of a uniform designation agreement used for all designated facilities. The District shall renegotiate all Designation Agreements as necessary to ensure continued transfer and disposal capacity and funding to implement the Plan.

The total amount of waste generated in the District and disposed at contracted facilities in 2021 was 47,082 tons. This generated approximately \$376,657 of contract fee revenue. Table O-3 presents the contract fee schedule and the actual and projected contract fee revenue from 2021 to 2039.

**Table O-3. Contractual Fee Schedule and Revenue**

Year	Contract Fee Schedule (\$ per ton)	Waste Disposed at Contracted Facilities	Total Contract Fee Revenue
2021	\$8.00	47,082	\$376,657
2022	\$8.00	46,812	\$374,500
2023	\$8.00	45,141	\$361,129
2024	\$8.00	45,800	\$366,400
2025	\$8.00	43,363	\$346,907
2026	\$8.00	43,181	\$345,450
2027	\$8.00	43,051	\$344,406
2028	\$8.00	42,921	\$343,364
2029	\$8.00	42,791	\$342,326
2030	\$8.00	42,713	\$341,701

Year	Contract Fee Schedule (\$ per ton)	Waste Disposed at Contracted Facilities	Total Contract Fee Revenue
2031	\$9.00	42,525	\$382,727
2032	\$9.00	42,525	\$382,725
2033	\$9.00	42,525	\$382,725
2034	\$9.00	42,525	\$382,725
2035	\$9.00	42,525	\$382,725
2036	\$9.00	42,525	\$382,725
2037	\$9.00	42,525	\$382,725
2038	\$9.00	42,525	\$382,725
2039	\$9.00	42,525	\$382,725

The District has kept tonnage projections flat from 2031-2039. This is based on the fact that the District will update its plan two more times by the end of this Plan Updates planning period.

The District projects that from 2025-2030 the contract fee will be \$8.00/ton. Starting in 2030-2039, the contract fee may be \$9.00/ton. Since the Plan will be updated beginning in 2029, the projected contract fee increases will be assessed at that time. The approval of this Plan Update (ratification and EPA approval) does not mean this contract fee increases will be approved as well. The contract fee is part of a contract that can be changed at any time throughout the planning period at the discretion of the Board of County Commissioners.

The contract fee revenue and fund balance is available to the District for fund 133 if determined by the Board to be needed at any point in the planning period as Ohio law permits.

**3. Rate and Charge Contract Fees Through Designation**

Pursuant to ORC 343.08(C), the District has entered into contracts with designated facilities to which the District currently receives a Rate and Charge Contract Fee for solid waste generated in the District and received at the designated facility. The per ton Rate and Charge Contract Fee in 2021 was \$3.00 for (Fund# 133) for the post closure care of the Ashland County Landfill (ACL).

Appendix P contains a sample of a uniform designation agreement used for all designated facilities. The District shall renegotiate all Designation Agreements as necessary to ensure continued transfer and disposal capacity and funding to conduct the post closure care of the ACL.

### Landfill Post Closure Care Rate and Charge Contract Fee Summary

The District has been responsible for funding the post closure care of the Ashland County Landfill (ACL) through the rate and charge fee collected at designated facilities. The ACL is located approximately five miles southeast of the City of Ashland in the southwest and southeast quarters of Sections 2 and 3 of Vermillion Township, Ashland County, Ohio. County Road 1754 is the northern border for the facility, agricultural fields border the south and west, and County Road 655 borders the east.

The facility opened as a landfill site with a license to the County granted by the Ohio Department of Health through a plan approval on October 30, 1970. On March 11, 1986, the County received a Permit-to-Install (PTI) to operate the facility from the Ohio EPA (PTI No. 03-2659). The facility's allowable maximum daily waste receipt of 278 tons of municipal solid waste per day was increased to 365 tons per day in 1988. The facility ceased accepting municipal solid waste on November 27, 1997 and submitted the Final Closure Certification required by 3745-27-12(J) on April 19, 2000. The facility is currently in the post-closure care period which is scheduled to end in 2030 pending Ohio EPA concurrence.

The District's designation contracts include a requirement that an additional rate and charge fee be paid to the County for the purpose of covering the cost of the post closure care of the Ashland County landfill. The landfill post closure care rate and charge fee collected in 2021 was \$3.00 per ton. The fee is direct deposited into the Ashland County Landfill Post Closure Account (#133). The District included the revenue and expenses for this fund and the post closure activities in the quarterly fee reports of the District and this Plan Update budget.



The landfill post-closure care is scheduled to end in April of 2030. The actual post closure care termination will be based on final notification by Ohio EPA to the District.

The following table is provided to summarize the history of the landfill post closure care revenue and expenses along with the fund balance summary.

**Landfill Post-Closure Care Rate and Charge  
Revenue and Expense Summary**

Year	Rate/Charge Fee Schedule (\$ per ton)	Waste Disposed at Contracted Facilities	Total Rate/Charge Fee Revenue
2021	\$3.00	47,082	\$141,246
2012	\$3.00	46,812	\$140,437
2023	\$3.00	45,141	\$135,423
2024	\$3.00	45,800	\$137,400
2025	<b>\$3.00</b>	43,363	\$130,090
2026	\$3.00	43,181	\$129,544
2027	\$3.00	43,051	\$129,152
2028	\$3.00	42,921	\$128,762
2029	\$3.00	42,791	\$128,372
2030	\$3.00	42,713	\$128,138
2031	\$0.00*	42,525	\$0.00
2032	\$0.00*	42,525	\$0.00
2033	\$0.00*	42,525	\$0.00
2034	\$0.00*	42,525	\$0.00
2035	\$0.00*	42,525	\$0.00
2036	\$0.00*	42,525	\$0.00
2037	\$0.00*	42,525	\$0.00
2038	\$0.00*	42,525	\$0.00
2039	\$0.00*	42,525	\$0.00

The District has kept tonnage projections flat from 2030-2039. This is based on the fact that the District will update its plan two more times by the end of this Plan Updates planning period.

\*The District projects that the Rate and Charge of \$3.00/ton will end after 2030. This is dependent on when Ohio EPA actually relieves the District of the post-closure care requirement for the ACL. The Rate and Charge fee is part of a contract that can be changed at any time throughout the planning period at the discretion of the Board of County Commissioners.

The rate and charge contract fee fund balance is available to the District for fund 151 if determined by the Board to be needed at any point in the planning period as allowed by Ohio law. In addition, the rate and charge contract fee may also be available to the District after 2030 if the Board determines that is in the best interest of the District as long as deemed lawful.

**4. Loans**

The District does not have current loans and does not anticipate securing loans during the planning period.

**Table O-4. Loans**

Year Loan Obtained	Outstanding Balance	Lending Institution	Loan Term (years)	Annual Debt Service
None.				

The District does reserve the right to obtain a loan in the planning period if warranted and approved by the Board. If such a loan creates a significant difference in the Plan Update budget, the District would follow the Ohio Revised Code to amend the Plan Update budget.

**5. Other Sources of Revenue**

**a. Grants**

In 2022, the District was granted an Ohio EPA Community Development Grant to conduct a combination grant. The grant included an agriculture scrap tire collection event held on August 30, 2022 and a 4-part series of mailings to all households in the County to provide education materials on the District’s recycling drop-off program from August 2022 through April 2023.

The District also applied for a grant from Ohio EPA for a Farm Tire Collection Event for 2023. The revenue and expense for this grant is included in this Plan Update as the District was awarded the grant.

Finally, the District received grant funds from the Ashland County Health Department in 2023. These funds came from a Mosquito Control Grant that was awarded to the Health Department. The District received \$8,793 in 2023 for use in collecting tires for breeding source reduction. Future grant funds are not projected in this Plan Update as they are not guaranteed.

Potential revenue from future grants has been excluded from the projections in Table O-5. Grants obtained by the District are competitive and therefore not a guaranteed source of revenue.

**b. Farm Tire Collection User Fees**

The District charged a per tire fee for the 2022 Farm Tire Collection event as required by the grant that partially funded the project from Ohio EPA. In 2023, the District will also charge the same fee of \$1.00/acceptable tire for this event. Starting in 2024 through 2029, the District may utilize a scaled price per acceptable tire based on tire type for the Farm Tire Collection. Assumptions for this Plan Update are as follows for the user fee (subject to change):

Year	Passenger/Light Truck Tires	Semi-Truck Tires	Off the Road Tires
2023	\$1.00	\$1.00	\$1.00
2024	\$2.00	\$5.00	\$10.00
<b>2025</b>	<b>\$2.00</b>	<b>\$5.00</b>	<b>\$20.00</b>
2026	\$2.00	\$5.00	\$20.00
2027	\$2.00	\$5.00	\$20.00
2028	\$2.00	\$5.00	\$20.00
2029	\$2.00	\$5.00	\$20.00

The District reserves the right to adjust the per tire fees presented above as needed based on District revenue and fund balance performance as well as projected costs of the program. The projected per tire fees above will generated between \$3,500 and \$14,000 in revenue to partially support the program.

The District will reevaluate the Farm Tire Collection program starting in 2028 and 2029 to determine if the program will continue in the next Plan Update.

**c. Miscellaneous Revenue**

Miscellaneous revenue represents miscellaneous sources of revenue such as donations, equipment sale or other sources from 2021 to 2022, miscellaneous revenue ranged from a low of \$11,555 to \$140,611 and was mainly from the sale of equipment from the Ashland County Recycling Center. The District is not projecting any miscellaneous revenue from 2023 through 2039.

**d. Other Revenue Summary**

Revenue from other sources amounted to \$140,611 during the 2021 reference year. During the first year of the planning period (2025), revenue from other sources is expected to be \$14,000. At the end of the planning period in 2039, other revenue is projected to be \$0.00. The following table summarizes other revenue.

**Table O-5. Other Revenue and Other Revenue Sources**

	Year	Grants	Farm Tire User Fees	Miscellaneous	"Other Revenue" Total
First Year of Planning Period ↑	2021	\$0	\$0	\$140,611	\$140,611
	2022	\$24,013	\$0	\$11,555	\$35,568
	2023	\$64,654	\$2,308	\$0	\$66,962
	2024	\$10,000	\$14,000	\$0	\$24,000
	<b>2025</b>	\$0	\$14,000	\$0	\$14,000
	2026	\$0	\$14,000	\$0	\$14,000
	2027	\$0	\$12,300	\$0	\$12,300
	2028	\$0	\$12,300	\$0	\$12,300
	2029	\$0	\$12,300	\$0	\$12,300
	2030	\$0	\$0	\$0	\$0
	2031	\$0	\$0	\$0	\$0
	2032	\$0	\$0	\$0	\$0
	2033	\$0	\$0	\$0	\$0
	2034	\$0	\$0	\$0	\$0
	2035	\$0	\$0	\$0	\$0
	2036	\$0	\$0	\$0	\$0
	2037	\$0	\$0	\$0	\$0
	2038	\$0	\$0	\$0	\$0
	2039	\$0	\$0	\$0	\$0

**6. Summary of District Revenues**

The total revenue, comprised of contract fees and other revenue, was \$545,156 during the reference year (2021). Revenue in the first year of the planning period (2025) is projected to be \$492,498. Revenue is projected to decrease annually from 2025 to 2030 then remain flat from 2030 to 2039, ending with a total revenue of \$367,560. The following table presents a summary of the District’s actual and projected total revenue from 2021 to 2039.

**Table O-6. Total Revenue**

Year	Contract Fees	Other Revenue	Total Revenue
2021	\$517,903	\$140,611	\$658,514
2022	\$514,937	\$35,568	\$550,505
2023	\$496,552	\$66,962	\$563,513



	Year	Contract Fees	Other Revenue	Total Revenue
<b>X</b>  First Year of Planning Period :	2024	\$503,800	\$24,000	\$527,800
	<b>2025</b>	\$476,997	\$14,000	\$490,997
	2026	\$474,993	\$14,000	\$488,993
	2027	\$473,558	\$12,300	\$485,858
	2028	\$472,126	\$12,300	\$484,426
	2029	\$470,698	\$12,300	\$482,998
	2030	\$469,839	\$0	\$469,839
	2031	\$382,727	\$0	\$382,727
	2032	\$382,725	\$0	\$382,725
	2033	\$382,725	\$0	\$382,725
	2034	\$382,725	\$0	\$382,725
	2035	\$382,725	\$0	\$382,725
	2036	\$382,725	\$0	\$382,725
	2037	\$382,725	\$0	\$382,725
	2038	\$382,725	\$0	\$382,725
	2039	\$382,725	\$0	\$382,725

**B. COST OF IMPLEMENTING PLAN**

**1. Expenses**

The projected budget, shown in table O-7, was developed based on programmatic needs identified in Appendices H, I, and L.

**Table O-7. Expenses**

Line #	Category/Program	2021	2022	2023	2024	2025	2026	2027	2028	2029	2030	2031	2032	2033	2034	2035	2036	2037	2038	2039
1	<b>1. Plan Monitoring/Prep.</b>	\$44,750	\$42,146	\$0	\$0	\$0	\$0	\$0	\$0	\$0	\$0	\$0	\$0	\$0	\$0	\$0	\$0	\$0	\$0	\$0
1.a	a. Plan Preparation	\$0	\$0	\$0	\$0	\$0	\$0	\$0	\$0	\$0	\$0	\$0	\$0	\$0	\$0	\$0	\$0	\$0	\$0	\$0
1.b	b. Plan Monitoring	\$44,750	\$42,146	\$0	\$0	\$0	\$0	\$0	\$0	\$0	\$0	\$0	\$0	\$0	\$0	\$0	\$0	\$0	\$0	\$0
1.c	c. Other	\$0	\$0	\$0	\$0	\$0	\$0	\$0	\$0	\$0	\$0	\$0	\$0	\$0	\$0	\$0	\$0	\$0	\$0	\$0
2	<b>2. Plan Implementation</b>	\$320,846	\$486,632	\$481,296	\$494,731	\$495,650	\$501,055	\$506,546	\$512,125	\$517,794	\$477,667	\$391,666	\$391,666	\$377,666	\$377,666	\$377,666	\$377,666	\$377,666	\$377,666	\$377,666
2.a	a. District Administration	\$30,395	\$45,684	\$74,212	\$79,131	\$80,649	\$82,197	\$83,776	\$85,387	\$87,030	\$87,030	\$87,030	\$87,030	\$87,030	\$87,030	\$87,030	\$87,030	\$87,030	\$87,030	\$87,030
2.a.1	Personnel	\$18,906	\$37,500	\$62,300	\$64,896	\$66,194	\$67,518	\$68,868	\$70,246	\$71,650	\$71,650	\$71,650	\$71,650	\$71,650	\$71,650	\$71,650	\$71,650	\$71,650	\$71,650	\$71,650
2.a.2	Office Overhead	\$9,848	\$6,049	\$9,860	\$11,000	\$11,220	\$11,444	\$11,673	\$11,907	\$12,145	\$12,145	\$12,145	\$12,145	\$12,145	\$12,145	\$12,145	\$12,145	\$12,145	\$12,145	\$12,145
2.a.3	Other	\$1,641	\$2,135	\$2,052	\$3,235	\$3,235	\$3,235	\$3,235	\$3,235	\$3,235	\$3,235	\$3,235	\$3,235	\$3,235	\$3,235	\$3,235	\$3,235	\$3,235	\$3,235	\$3,235
2.b	b. Facility Operation	\$141,171	\$107,440	\$87,447	\$100,000	\$100,000	\$100,000	\$100,000	\$100,000	\$100,000	\$100,000	\$0	\$0	\$0	\$0	\$0	\$0	\$0	\$0	\$0
2.b.1	MRF/Recycling Center	\$63,592	\$0	\$0	\$0	\$0	\$0	\$0	\$0	\$0	\$0	\$0	\$0	\$0	\$0	\$0	\$0	\$0	\$0	\$0
2.b.2	Compost	\$0	\$0	\$0	\$0	\$0	\$0	\$0	\$0	\$0	\$0	\$0	\$0	\$0	\$0	\$0	\$0	\$0	\$0	\$0
2.b.3	Transfer	\$0	\$0	\$0	\$0	\$0	\$0	\$0	\$0	\$0	\$0	\$0	\$0	\$0	\$0	\$0	\$0	\$0	\$0	\$0
2.b.4	Special Waste	\$0	\$0	\$0	\$0	\$0	\$0	\$0	\$0	\$0	\$0	\$0	\$0	\$0	\$0	\$0	\$0	\$0	\$0	\$0
2.c	c. Landfill Closure/Post-Closure	\$77,580	\$107,440	\$87,447	\$100,000	\$100,000	\$100,000	\$100,000	\$100,000	\$100,000	\$100,000	\$0	\$0	\$0	\$0	\$0	\$0	\$0	\$0	\$0
2.d	d. Recycling Collection	\$74,890	\$145,350	\$172,891	\$160,200	\$161,802	\$163,420	\$165,054	\$166,705	\$168,372	\$168,372	\$182,372	\$182,372	\$168,372	\$168,372	\$168,372	\$168,372	\$168,372	\$168,372	\$168,372
2.d.1	Curbside	\$0	\$0	\$0	\$0	\$0	\$0	\$0	\$0	\$0	\$0	\$0	\$0	\$0	\$0	\$0	\$0	\$0	\$0	\$0
2.d.2	Drop-off	\$74,890	\$145,350	\$172,891	\$160,200	\$161,802	\$163,420	\$165,054	\$166,705	\$168,372	\$168,372	\$182,372	\$182,372	\$168,372	\$168,372	\$168,372	\$168,372	\$168,372	\$168,372	\$168,372
2.d.3	Combined Curbside/Drop-off	\$0	\$0	\$0	\$0	\$0	\$0	\$0	\$0	\$0	\$0	\$0	\$0	\$0	\$0	\$0	\$0	\$0	\$0	\$0
2.d.4	Multi-family	\$0	\$0	\$0	\$0	\$0	\$0	\$0	\$0	\$0	\$0	\$0	\$0	\$0	\$0	\$0	\$0	\$0	\$0	\$0
2.d.5	Business/Institutional	\$0	\$0	\$0	\$0	\$0	\$0	\$0	\$0	\$0	\$0	\$0	\$0	\$0	\$0	\$0	\$0	\$0	\$0	\$0
2.d.6	Other	\$0	\$0	\$0	\$0	\$0	\$0	\$0	\$0	\$0	\$0	\$0	\$0	\$0	\$0	\$0	\$0	\$0	\$0	\$0
2.e	e. Special Collections	\$45,008	\$64,936	\$56,957	\$105,700	\$107,306	\$108,941	\$110,602	\$112,292	\$114,010	\$82,283	\$82,283	\$82,283	\$82,283	\$82,283	\$82,283	\$82,283	\$82,283	\$82,283	\$82,283
2.e.1	Tire Collection	\$5,592	\$15,699	\$14,173	\$17,312	\$17,485	\$17,660	\$17,837	\$18,015	\$18,195	\$18,195	\$18,195	\$18,195	\$18,195	\$18,195	\$18,195	\$18,195	\$18,195	\$18,195	\$18,195
2.e.2	HHW Collection	\$37,838	\$24,499	\$24,138	\$30,000	\$30,600	\$31,212	\$31,836	\$32,473	\$33,122	\$33,122	\$33,122	\$33,122	\$33,122	\$33,122	\$33,122	\$33,122	\$33,122	\$33,122	\$33,122
2.e.3	Electronics Collection	\$1,578	\$24,739	\$16,882	\$25,000	\$25,500	\$26,010	\$26,530	\$27,061	\$27,602	\$27,602	\$27,602	\$27,602	\$27,602	\$27,602	\$27,602	\$27,602	\$27,602	\$27,602	\$27,602
2.e.4	Appliance Collection	\$0	\$0	\$1,765	\$3,200	\$3,232	\$3,264	\$3,297	\$3,330	\$3,363	\$3,363	\$3,363	\$3,363	\$3,363	\$3,363	\$3,363	\$3,363	\$3,363	\$3,363	\$3,363
2.e.5	Other Collection Drives (Farm Tire)	\$0	\$0	\$0	\$30,188	\$30,489	\$30,794	\$31,102	\$31,413	\$31,727	\$0	\$0	\$0	\$0	\$0	\$0	\$0	\$0	\$0	\$0
2.f	f. Yard Waste/Other Organics	\$0	\$0	\$0	\$0	\$0	\$0	\$0	\$0	\$0	\$0	\$0	\$0	\$0	\$0	\$0	\$0	\$0	\$0	\$0
2.g	g. Education/Awareness	\$21,816	\$31,207	\$29,781	\$41,601	\$42,193	\$42,797	\$43,413	\$44,041	\$44,682	\$36,282	\$36,282	\$36,282	\$36,282	\$36,282	\$36,282	\$36,282	\$36,282	\$36,282	\$36,282
2.g.1	Education Staff	\$19,517	\$27,184	\$26,193	\$29,601	\$30,193	\$30,797	\$31,413	\$32,041	\$32,682	\$32,682	\$32,682	\$32,682	\$32,682	\$32,682	\$32,682	\$32,682	\$32,682	\$32,682	\$32,682
2.g.2	Advertisement/Promotion	\$2,299	\$4,023	\$3,588	\$12,000	\$12,000	\$12,000	\$12,000	\$12,000	\$12,000	\$3,600	\$3,600	\$3,600	\$3,600	\$3,600	\$3,600	\$3,600	\$3,600	\$3,600	\$3,600
2.g.3	Other	\$0	\$0	\$0	\$0	\$0	\$0	\$0	\$0	\$0	\$0	\$0	\$0	\$0	\$0	\$0	\$0	\$0	\$0	\$0
2.h	h. Recycling Market Development	\$0	\$89,824	\$55,166	\$0	\$0	\$0	\$0	\$0	\$0	\$0	\$0	\$0	\$0	\$0	\$0	\$0	\$0	\$0	\$0
2.h.1	General Market Development Activities	\$0	\$0	\$0	\$0	\$0	\$0	\$0	\$0	\$0	\$0	\$0	\$0	\$0	\$0	\$0	\$0	\$0	\$0	\$0
2.h.2	ODNR pass-through grant	\$0	\$89,824	\$55,166	\$0	\$0	\$0	\$0	\$0	\$0	\$0	\$0	\$0	\$0	\$0	\$0	\$0	\$0	\$0	\$0
2.i	i. Service Contracts	\$0	\$0	\$0	\$0	\$0	\$0	\$0	\$0	\$0	\$0	\$0	\$0	\$0	\$0	\$0	\$0	\$0	\$0	\$0
2.j	j. Feasibility Studies	\$0	\$0	\$0	\$0	\$0	\$0	\$0	\$0	\$0	\$0	\$0	\$0	\$0	\$0	\$0	\$0	\$0	\$0	\$0
2.k	k. Waste Assessments/Audits	\$0	\$0	\$0	\$0	\$0	\$0	\$0	\$0	\$0	\$0	\$0	\$0	\$0	\$0	\$0	\$0	\$0	\$0	\$0
2.l	l. Dump Cleanup	\$0	\$0	\$0	\$0	\$0	\$0	\$0	\$0	\$0	\$0	\$0	\$0	\$0	\$0	\$0	\$0	\$0	\$0	\$0
2.m	m. Litter Collection/Education	\$0	\$0	\$0	\$0	\$0	\$0	\$0	\$0	\$0	\$0	\$0	\$0	\$0	\$0	\$0	\$0	\$0	\$0	\$0
2.n	n. Emergency Debris Management	\$0	\$0	\$0	\$0	\$0	\$0	\$0	\$0	\$0	\$0	\$0	\$0	\$0	\$0	\$0	\$0	\$0	\$0	\$0
2.o	o. Loan Payment	\$0	\$0	\$0	\$0	\$0	\$0	\$0	\$0	\$0	\$0	\$0	\$0	\$0	\$0	\$0	\$0	\$0	\$0	\$0
2.p	p. Other	\$7,564	\$2,190	\$4,842	\$8,100	\$3,700	\$3,700	\$3,700	\$3,700	\$3,700	\$3,700	\$3,700	\$3,700	\$3,700	\$3,700	\$3,700	\$3,700	\$3,700	\$3,700	\$3,700
3	<b>3. Health Dept. Enforcement</b>	\$12,500	\$0	\$5,000	\$5,000	\$5,000	\$5,000	\$5,000	\$5,000	\$5,000	\$5,000	\$5,000	\$5,000	\$5,000	\$5,000	\$5,000	\$5,000	\$5,000	\$5,000	\$5,000
	<i>Health Department Name:</i> Ashland County-City Health Department																			
3.a	a. Personnel	\$12,500	\$0	\$5,000	\$5,000	\$5,000	\$5,000	\$5,000	\$5,000	\$5,000	\$5,000	\$5,000	\$5,000	\$5,000	\$5,000	\$5,000	\$5,000	\$5,000	\$5,000	\$5,000
4	<b>4. County Assistance</b>	\$0	\$0	\$0	\$0	\$0	\$0	\$0	\$0	\$0	\$0	\$0	\$0	\$0	\$0	\$0	\$0	\$0	\$0	\$0
5	<b>5. Well Testing</b>	\$0	\$0	\$0	\$0	\$0	\$0	\$0	\$0	\$0	\$0	\$0	\$0	\$0	\$0	\$0	\$0	\$0	\$0	\$0
6	<b>6. Out-of-State Waste Inspection</b>	\$0	\$0	\$0	\$0	\$0	\$0	\$0	\$0	\$0	\$0	\$0	\$0	\$0	\$0	\$0	\$0	\$0	\$0	\$0
7	<b>7. Open Dump, Litter Law Enforcement</b>	\$0	\$0	\$0	\$0	\$0	\$0	\$0	\$0	\$0	\$0	\$0	\$0	\$0	\$0	\$0	\$0	\$0	\$0	\$0
8	<b>8. Health Department Training</b>	\$0	\$0	\$0	\$0	\$0	\$0	\$0	\$0	\$0	\$0	\$0	\$0	\$0	\$0	\$0	\$0	\$0	\$0	\$0
9	<b>9. Municipal/Township Assistance</b>	\$0	\$0	\$0	\$0	\$0	\$0	\$0	\$0	\$0	\$0	\$0	\$0	\$0	\$0	\$0	\$0	\$0	\$0	\$0
10	<b>10. Compensation to Affected Community (ORC Section 3734.35)</b>	\$0	\$0	\$0	\$0	\$0	\$0	\$0	\$0	\$0	\$0	\$0	\$0	\$0	\$0	\$0	\$0	\$0	\$0	\$0
	<b>***Total Expenses***</b>	\$378,096	\$528,778	\$486,296	\$499,731	\$500,650	\$506,055	\$511,546	\$517,125	\$522,794	\$482,667	\$396,666	\$396,666	\$382,666	\$382,666	\$382,666	\$382,666	\$382,666	\$382,666	\$382,666

## 2. Explanation of Expenses

**Table O-7** includes actual expenses from 2019 to 2023. For 2024, the expenses are from the District's approved budget. For 2025 forward, expenses are projected based on the explanations listed in this section. Line items explained below are numbered according to the corresponding line-item number in the District's Quarterly Fee Reports. Line items that did not have any expenditures projected throughout the planning period were omitted from the discussion below.

Deviations from the Quarterly Fee Report totals relates to Plan Preparation and Plan Monitoring. The budget line items listed in this Plan Update for these line items has been corrected and should be considered the proper budget for these expenses moving forward.

Expense projections are held constant from 2029-2039 since the District will update the plan 2 more times during that period.

Projections were developed using the following assumptions or criteria:

### **a. *Plan Preparation and Monitoring***

**1.a Plan Preparation** – The District prepares its own Plan Update and is not reliant on a consultant as was the case for the last Plan Update. Therefore, no expenses are presented for this line item throughout the Planning Period. The cost of plan preparation is covered under budget line item 2.a.1.

**1.b Plan Monitoring** – The 2021 and 2022 budget included actual expenses related to the District consultant for plan implementation, plan monitoring and ADR preparation. Starting in mid-2022, the District terminated its consulting contract and relies on its District Coordinator for all plan implementation and monitoring expenses. The cost of plan implementation and monitoring is covered under budget line item 2.a.1.

The District does not incur any expenses related to the ADR as any surveying conducted is done electronically.

### **b. *Plan Implementation***

#### **2.a District Administration**

**2.a.1 Personnel** – Budget includes expenditures for the District Coordinator's salary. Expenditures are projected to increase 2.0% annually based on historic trends and District practices. This line item

also included plan implementation tasks, technical assistance and other activities as indicated in Appendix I implementation schedule. The District did increase the District's Coordinator's salary by 3% from 2022 to 2023 and 4% for 2023 to 2024. This is in part because of the higher inflation in the economy during this time period. Actual increases are based on approved budgets by the Board.

**2.a.2 Office Overhead** – Budget includes expenditures for OPERS, workers' compensation and Medicare. Since the District Coordinator is part-time, no medical or life insurance expenses are incurred. Expenditures are projected to increase by 2% to 2030 and then remain constant to the end of the planning period.

**2.a.3 Other** – Budget includes expenditures for travel, memberships, supplies and miscellaneous expenses. The budget remains constant throughout the planning period.

**2.c Landfill Post-Closure Care** – Budget includes the expenditures necessary to cover the required post-closure care of the Ashland County Landfill. These expenses include consulting, supplies, laboratory analysis, quarterly reports, annual reports and any special projects related to compliance and post-closure care. This expense is projected to end in 2030 but is contingent on Ohio EPA releasing the District from the post-closure care requirements. The dollar amount budgeted is based on historical expenditures that have remained consistent throughout the years.

## **2.d Recycling Collection**

**2.d.2 Drop-off** – Expenses related to the private contract to operate the District's recycling drop-off program. This expenditure is projected to increase by 1% to 2029 and then remain constant to the end of the planning period.

The District is budgeting expenses in 2031 and 2032 for potential upgrades, repairs or replacements to the recycle containers owned by the District. The District will own 56 recycle containers by the end of the first contract (2026). Each recycle container is 8 cubic yards in size and is designed for front load packer truck service. The expense could be for repairs to existing containers and or to replace containers. The containers would be in service for 10 years by 2031 and are expected to need attention and upgrades by this time frame. The District budgeted \$500 per recycle container for repairs/replacement and divided the number of containers repaired or replaced for 2031 at 28 containers and for 2032 at 28 containers.

Actual repair and or replacement costs will be evaluated for the next plan update.

The District will also conduct spot painting of the containers for minor rust and wear and tear from 2023 to throughout the planning period. The expense for this is covered under the budget line item 2.a.3 and 2.d.2.

## **2.e Special Collections**

**2.e.1 Tire Collection** – The cost of operating the scrap tire voucher program and contractor costs from the District’s tire processing partners. The District pays a fee per tire for every acceptable tire used in the voucher program. The cost per tire depends on the size of tire and which partner the tire was delivered. In addition, the District pays for illegally dumped tires collected by communities in the District on a case by case basis. Costs are projected to increase annually at a rate of 1% from 2024 to 2029 then remain constant throughout the rest of the planning period.

**2.e.2 HHW Collection** –The cost of operating the District’s county-wide household hazardous waste collection program. The District has a contract with an HHW contractor through 2024 with the option to renew for an additional two years to 2026. Depending on the initiation of the optional years, the District may send out another request for proposals (RFP) for HHW services in either 2024 or 2026. Costs are projected to increase annually by 2% from 2024 – 2029 then remain constant for the rest of the planning period.

**2.e.3 Electronics Collection** – The cost of operating the District’s county-wide electronic waste and TV collection program. The District has a contract with an R-2 Certified electronic waste contractor through 2022 with the option to renew for an additional three years to 2025. Depending on the initiation of the optional years, the District will send out another request for proposals (RFP) for electronic waste services in either 2023, 2024 or 2025. Costs are projected to increase annually by 2% from 2024 – 2029 then remain constant for the rest of the planning period.

**2.e.4 Refrigerant Containing Appliance Voucher Program** – The cost of operating the refrigerant containing appliance voucher program and contractor costs from the District’s refrigerant appliance processing partners. The District pays a fee per refrigerant containing appliance for every acceptable refrigerant containing appliance used in the voucher program. The cost per refrigerant containing appliance is based on a memorandum of understanding

and which partner the refrigerant containing appliance was delivered. Costs are projected to increase annually by 1% from 2024 – 2029 then remain constant for the rest of the planning period.

**2.e.5 Other Collection Drives (Farm Tire)** - The cost of operating the District's county-wide farm tire collection program. The District has a contract with a tire recycler through 2023. For 2024 through 2030, the District will either renew the existing contract or prepare a new RFP for farm tire collection and processing services. The District applied for a grant from Ohio EPA for the 2022 farm tire event and was awarded the funds. The District also applied for funds for the 2023 farm tire event and was also awarded the funding. For 2024 – 2029, the District projects a declining cost per year for the event based on anticipated tires accepted. The District will reevaluate continuing this program after 2029 based on how the collections went from 2023-2029 in the next plan update process which begins in 2029.

## **2.g Education/Awareness**

**2.g.1 Education Staff** – The District has a contract that is renewed each year with an environmental educator to conduct school presentations, tours, fair booth development and contests. Costs are projected to increase annually by 2% from 2024 – 2029 then remain constant for the rest of the planning period.

**2.g.2 Advertisement/Promotion** – The District historically budgets \$3,000 to \$5,000 annually to conduct newspaper advertisements for the special collection events (HHW and Electronics/TVs). Starting in 2024, the District will continue the advertisements listed above as well as an annual mailer to all households in the county that summarizes the programs and events occurring for the calendar year. This special mailing will occur from 2024 – 2029 and then be reevaluated in the next plan update for 2030 and beyond.

**2.h.1 General Market Development Activities** - The District applied for a Community Development grant from Ohio EPA in 2022 for implementation from July 1, 2022 to June 30, 2023. The grant was a combination grant for conducting an education campaign and a farm tire event. Expenses and revenue from this grant traversed the 2022 and 2023 calendar years as depicted in the Plan Update budget. The District also applied for a Community Development grant in 2023 for another Farm Tire Collection with revenue and expenses occurring in 2023 only. This grant was awarded to the District and is included in this Plan Update. Future grant applications are not projected as these grants are very competitive and may not be awarded.

**2.p Other**

This line item includes expenses related to general plan implementation. The District budgets for other expenses in support of contract services and or general plan implementation. For 2025, the District projects \$3,700 and continues this flat expense throughout the planning period.

- c. **3.a Health Department Enforcement** - In 2021, funding was provided to the Ohio EPA-approved Ashland County Health Department for a total of \$12,500 for solid waste enforcement. This included additional funding to operate the scrap tire voucher program in 2021. Beginning in 2022, the District took over the management of the scrap tire voucher program. A total of \$5,000/year is projected to fund solid waste enforcement by the Ashland County Health Department throughout the planning period.

**3. Budget Summary**

The District started the 2021 reference year with a carry-over balance of approximately \$1.08 million. Based on revenue and expenditure projections discussed throughout this appendix, the District is expected to begin the planning period in 2025 with a carry-over balance of \$1.07 million and end the planning period with a carry-over balance of \$404K. Adequate funding is projected to be available to finance the implementation of this plan update. **Table O-8** presents a summary of the District’s budget including revenue, expenditures, and fund balance.

**Table O-8. Budget Summary**

	Year	Revenue	Expenses	Annual Surplus/Deficit	Balance
First Year of Planning Period →	2021	\$658,514	\$378,096	\$280,418	\$1,079,613
	2022	\$550,505	\$528,778	\$21,727	\$1,101,341
	2023	\$563,513	\$486,296	\$77,217	\$1,178,558
	2024	\$527,800	\$499,731	\$28,069	\$1,206,626
	<b>2025</b>	<b>\$490,997</b>	<b>\$500,650</b>	<b>-\$9,653</b>	<b>\$1,196,973</b>
	2026	\$488,993	\$506,055	-\$17,061	\$1,179,912
	2027	\$485,858	\$511,546	-\$25,688	\$1,154,224
	2028	\$484,426	\$517,125	-\$32,699	\$1,121,525
	2029	\$482,998	\$522,794	-\$39,796	\$1,081,730
	2030	\$469,839	\$482,667	-\$12,828	\$1,068,902
	2031	\$382,727	\$396,666	-\$13,939	\$1,054,963
	2032	\$382,725	\$396,666	-\$13,941	\$1,041,021

	<b>Year</b>	<b>Revenue</b>	<b>Expenses</b>	<b>Annual Surplus/Deficit</b>	<b>Balance</b>
	2033	\$382,725	\$382,666	\$59	\$1,041,080
	2034	\$382,725	\$382,666	\$59	\$1,041,138
	2035	\$382,725	\$382,666	\$59	\$1,041,197
	2036	\$382,725	\$382,666	\$59	\$1,041,256
	2037	\$382,725	\$382,666	\$59	\$1,041,314
	2038	\$382,725	\$382,666	\$59	\$1,041,373
	2039	\$382,725	\$382,666	\$59	\$1,041,431

\*The fund balance shown includes the combination of Fund 151 (District) and 133 (Landfill). If and when the ACL post closure care requirements are released by EPA, the County Commissioners will decide if the fund balance from Fund 133 will be released to the District or other County Department(s). For the purposes of this Plan Update, the projections of the fund balance for 2031 – 2039 are assumed to remain with the District. Since the plan will be updated in 2030, this assumption will be revisited at that time. Regardless, the fund balance for Fund 133 is available to the District, if needed and approved by the Board as allowed by Ohio law.





# **APPENDIX P**

## **DESIGNATION**



## **APPENDIX P. Designation**

### **A. Statement Authorizing/Precluding Designation**

Ohio law gives each SWMD the ability to control where waste generated from within the SWMD can be taken. Such control is generally referred to as flow control. In Ohio, SWMDs establish flow control by designating facilities. SWMDs can designate any type of solid waste facility, including transfer and landfill facilities.

Even though a SWMD has the legal right to designate, it cannot do so until the policy committee (or the Board in the case of an Authority) specifically conveys that authority to the board of directors. The policy committee does this through a solid waste management plan. If the SWMD desires to have the ability to designate facilities, then the policy committee includes a clear statement in the solid waste management plan giving the designation authority to the board of directors. The policy committee can also prevent the board of directors from designating facilities by withholding that authority in the solid waste management plan.

Even if the policy committee grants the board of directors the authority to designate in a solid waste management plan, the board of directors decides whether or not to act on that authority. If it chooses to use its authority to designate facilities, then the board of directors must follow the process that is prescribed in ORC Section 343.014. If it chooses not to designate facilities, then the board of directors simply takes no action.

Once the board of directors designates facilities, only designated facilities can receive the SWMD's waste. In more explicit terms, no one can legally take waste from the SWMD to undesignated facilities and undesignated facilities cannot legally accept waste from the SWMD. The only exception is when the board of directors grants a waiver to allow an undesignated facility to take the SWMD's waste. Ohio law prescribes the criteria that the board must consider when deciding whether to grant a waiver and the time period available to the board for deciding on a waiver request.

#### **1. Authorization Statement to Designate**

The Board of County Commissioners of the District is hereby authorized to establish facility designations in accordance with Sections 343.013, 343.014, and 343.015 of the Ohio Revised Code. The facilities listed below in Section B of this Section are the only facilities designated for the disposal or transfer of municipal solid waste generated in this District. Any solid waste transfer and disposal facilities that are not designated will require designation or a waiver to accept solid waste generated within the District.

The District last conducted the designation process in 2011. No new designated facilities have been added since that time. Any facility wishing to accept solid waste generated from Ashland County will be required to apply for a waiver unless a new designation process is offered by the District.

## B. Designated Facilities

The currently designated facilities for the solid waste generators are shown in Table P-1.

**Table P-1. Facilities Designated**

Facility Name	Location		Facility Type	Year Designated
	County	State		
<b><i>In-District</i></b>				
None.				
<b><i>Out-of-District</i></b>				
Crawford County Landfill	Crawford	OH	Landfill	2011
Mahoning Landfill	Mahoning	OH	Landfill	2011
Lorain County Landfill	Lorain	OH	Landfill	2011
Noble Rd. Landfill	Richland	OH	Landfill	2011
American Landfill	Stark	OH	Landfill	2011
Countywide Landfill	Stark	OH	Landfill	2011
Evergreen Recycling & Disposal Facility	Wood	OH	Landfill	2011
Suburban Recycling & Disposal Facility	Perry	OH	Landfill	2011
Stony Hollow Landfill	Montgomery	OH	Landfill	2011
County Environmental of Wyandot	Wyandot	OH	Landfill	2011
Kimble Sanitary Landfill	Tuscarawas	OH	Landfill	2011
Gallia County Landfill	Gallia	OH	Landfill	2011
Coshocton Landfill	Coshocton	OH	Landfill	2011
Geneva Landfill	Ashtabula	OH	Landfill	2011
Marion County Solid Waste Transfer Station	Marion	OH	Transfer Facility	2011
Kimble Transfer & Recycling	Carroll	OH	Transfer Facility	2011
Cambridge Transfer & Recycling	Guernsey	OH	Transfer Facility	2011
Mt. Vernon Transfer Station	Knox	OH	Transfer Facility	2011
Kimble Transfer & Recycling Facility	Stark	OH	Transfer Facility	2011

Facility Name	Location		Facility Type	Year Designated
	County	State		
Kimble Transfer & Recycling Facility	Summit	OH	Transfer Facility	2011
Lorain County Resource Recovery	Lorain	OH	Material Recovery Facility	2011
Oakwood Transfer Station	Cuyahoga	OH	Transfer Facility	2011
Richland County Transfer Station	Richland	OH	Transfer Facility	2011
<b>Out-of-State</b>				
None.				

Appendix P3 contains a sample uniform designation agreement used for each of the designated facilities listed above.

**C. Waiver Process for the Use of Undesignated Facilities**

The Ohio Revised Code provides that any person may apply for a waiver and states the findings necessary for Board approval of a waiver request. To parallel the statutory provisions regarding the consideration of a waiver request, the Waiver Process for the Use of Undesignated Facilities is revised. This Waiver Process clarifies those persons who may request a waiver and requests additional information be provided by the person requesting a waiver and requires that the person requesting the waiver explain the basis for the Board to grant the requested waiver. Any person or the legislative authority of a municipal corporation or township may request a waiver authorizing the delivery of solid waste generated within the District to an undesignated solid waste transfer and disposal facility. The waiver request shall include the following:

1. The name, address, telephone number and email address of the person requesting the waiver.
2. The source and name of the generator of the solid waste included in the waiver request.
3. The name, address, telephone number and email address of the undesignated solid waste transfer and disposal facility where solid waste generated within the District will be delivered if the waiver is approved by the Board.
4. The estimated annual tonnage of the solid waste that will be delivered to the undesignated solid waste transfer and disposal facility covered by the waiver request.

5. An explanation describing how approval of the waiver request is not inconsistent with the projections contained in the District's initial or amended Plan under divisions (A)(6) and (7) of section 3734.53 of the Revised Code.
6. An explanation describing how the approval of the waiver request will not adversely affect implementation and financing of the District's initial or amended Plan pursuant to the implementation schedule contained in the District's initial or amended Plan under division (A)(12)(a) of section 3734.53 of the Revised Code.

Any waiver granted by the Board shall be included in a waiver agreement by and between the Board and the person granted the waiver. The waiver agreement shall contain the terms and conditions upon which the waiver was granted and the payment by the grantee of the waiver fee, assessed on each ton of solid waste covered by the waiver.

The District will review the request and may request additional information if necessary. The Board shall act on the request for a waiver within 90 days after receiving the request. The Board may grant the request for a waiver if the Board determines that:

- a. The waiver request is not inconsistent with the projections contained in the District's initial or amended solid waste management plan
- b. The waiver request will not adversely affect the implementation and financing of the District's initial or amended solid waste management plan
- c. The waiver request assures the Maximum Feasible Utilization of existing in-District Solid Waste Facilities
- d. The length of time requested for the waiver
- e. The location for the alternate final disposal
- f. The detailed explanation for the waiver request

The Board and/or the District Coordinator (as authorized by the Board), within ninety days following receipt of a request for a waiver authorizing the delivery of solid waste generated within the District to an undesignated solid waste facility, shall act upon the waiver request. The waiver request will be evaluated pursuant to District rules, section 343.01(1)(2) of the Revised Code and the policy herein. The District Coordinator will notify the Person requesting the waiver of the action/decision of the Board or District Coordinator. If the waiver is approved, the District Coordinator will notify the Person identified on the District's Application for Waiver from Designation Requirements that the Board or District Coordinator approved the waiver.

If a waiver is granted, the terms and conditions that provide the basis for the approval of the waiver request shall be included in a Waiver Agreement. The Waiver Agreement shall be effective on the date of last execution of the Waiver Agreement. The Waiver Agreement will include a waiver fee. The Board may assess the waiver fee on each ton of solid waste covered by the waiver, by a waiver application fee, or other mechanism decided by the Board. The waiver fees are decided by the Board and reviewed annually if needed.

Appendix P4 contains a sample uniform designation waiver agreement.

All waivers will be reviewed periodically, but at a minimum annually, by the District Coordinator to determine whether the waiver should be terminated or continued. This waiver policy does not apply to any contract by and between the Board and any Person relating to the transportation, delivery, disposal or processing of Solid Waste Materials generated within the District.

**UNIFORM DESIGNATION AND SOLID WASTE SERVICE AGREEMENT**

**THIS AGREEMENT** shall be effective as of the date of last execution hereof and is by and between the Board of County Commissioners of Ashland County Ohio, (the "Board") in its capacity as the governing body of the Ashland County Solid Waste Management District, with offices located at 110 Cottage Street, Ashland, Ohio 44805 (the "District") and \_\_\_\_\_ (the "Contractor"), an Ohio corporation with an office located at \_\_\_\_\_.

**RECITALS**

**WHEREAS**, the Board has determined that the funds required to finance implementation of the District Solid Waste Management Plan, approved by the Director of the Ohio Environmental Protection Agency on September 19, 2005 (the "District Plan"), and to pay for certain maintenance and repairs of the Ashland County Sanitary Landfill, shall be collected by Board-designated solid waste facilities and remitted to the Board; and

**WHEREAS**, the Board-designated solid waste facilities will provide solid waste transfer or disposal services to the owners of improved parcels within Ashland County and collect from the owners of improved parcels or from the owners' selected solid waste hauler and remit to the Board a seven dollar and fifty cent (\$7.50) per ton fee as consideration for such designation (the "Contract Fee") as authorized pursuant to sections 343.01(H), 343.014, 343.02, 343.022 and 343.08 of the Revised Code; and

**WHEREAS**, pursuant to section 343.08(C) of the Revised Code, the Board approved a fifty cent (\$0.50) per ton rate or charge effective January 1, 2012, which rate or charge shall increase on January 1 of each calendar year through 2017 for the maintenance and repairs of the Ashland County Sanitary Landfill; and

**WHEREAS**, the Contractor owns and operates a solid waste facility operating under the name of \_\_\_\_\_ located at \_\_\_\_\_ (the "Contractor's Facility") and has submitted a Request for Designation for the Contractor's Facility in response to the Board's Invitation for Designation; and

**WHEREAS**, the Board has reviewed the Contractor's Request for Designation and has determined that the Contractor's Facility meets the requirements of the Invitation for Designation and the Board, and

**WHEREAS**, the Board desires to designate the Contractor's Facility and the Contractor desires to accept such designation on the terms and conditions of this Agreement; and

**WHEREAS**, the Board adopted a Resolution of Intent to Designate on October 28, 2010; a Resolution Authorizing Preliminary Designation on November 23, 2010; a Resolution Declaring Intent to Establish Proposed Designations on December 2, 2010; and a Resolution of Designation of Solid Waste Facilities on December 21, 2010 (the "Effective Date"), and has completed all actions required in sections 343.014 and 343.08 of the Revised Code.

**NOW, THEREFORE**, in consideration of the promises and mutual covenants contained herein, it is hereby agreed between the parties as follows:

**ARTICLE I - DISTRICT'S DESIGNATION OF CONTRACTOR'S FACILITY**

1.1 Pursuant to section 343.014 of the Revised Code, the Board hereby designates the Contractor's Facility as a solid waste facility authorized to accept, transfer or dispose solid waste generated within the District.

1.2 The parties acknowledge and agree that section 343.01(I)(2) of the Ohio Revised Code provides that solid waste generated within the District is permitted to be transferred or disposed only at facilities designated by the Board under section 343.014 of the Ohio Revised Code. and that such designations by the Board include or will include facilities other than the Contractor's Facility on the same terms and conditions as this Agreement. It is the further understanding of the parties that the District does not contemplate requiring any person, municipal corporation, township or other political subdivision located within the District to deliver or cause to be delivered any solid waste to any particular Board-designated facility.

**ARTICLE II – CONTRACTOR'S OBLIGATIONS**

2.1 The Contractor shall perform and complete in a workmanlike manner all work required to operate and maintain the Contractor's Facility, or cause the Contractor's Facility to be operated and maintained, in substantial compliance with all applicable federal, state and local laws as well as the terms and conditions of any applicable licenses or permits.

2.2 The Contractor agrees to accept all solid waste generated within the District and thereby provide solid waste transfer or disposal service to the District and the owners of improved parcels within the District, provided that any person who delivers any such solid waste complies with the Contractor's rules and regulations regarding solid waste deliveries.

2.3 The Contractor agrees to collect and pay to the District a Contract Fee of seven dollars and fifty cents (\$7.50) per ton of solid waste generated within the District that is received at the Contractor's Facility. Collection of the \$7.50 per ton Contract Fee shall commence sixty (60) days after the Effective Date in accordance with this Uniform Designation and Solid Waste Service Agreement until the Agreement is terminated as provided herein. Prior to the end of each calendar month, the Contractor shall submit to the Board a monthly certified Contract Fee statement, on a form prescribed by the Board, in which the Contractor shall separately identify the tonnage (expressed in tenths of a ton) of solid waste generated within the District that was delivered to the Contractor's Facility during the preceding calendar month, and the amount of the Contract Fee due on that tonnage. The Contractor shall forward payment to the Board of the amount of the Contract Fee identified in the monthly report at the same time the Contractor submits the monthly report. The Board may change the amount of the Contract Fee upon ninety (90) days advance notice to the Contractor provided the Board changes the amount of the Contract Fee collected by all designated solid waste facilities such that all designated solid waste facilities collect and remit to the Board the same Contract Fee.



2.4 Effective January 1, 2012, the Contractor shall collect a fifty cent (\$0.50) per ton rate and charge for the maintenance and repair of the Ashland County Sanitary Landfill and remit that rate or charge on the same day of the remittance of the Contract Fee. The rate and charge shall be increased each January 1 of each calendar year through 2017.

2.5 Failure to make timely payment of the Contract Fee or comply with any of the Contractor's obligations as provided herein shall constitute a default by the Contractor for which the Board, in addition to any other rights or remedies available, may terminate this Agreement upon thirty (30) days notice to the Contractor and thereby terminate the right of the Contractor's Facility to receive and accept solid waste generated within the District. The Contractor may cure any default within the thirty (30) days notice and the termination of the Agreement shall not occur as provided in the notice of default and termination.

2.6 The Contractor represents, if the Contractor owns and operates a solid waste landfill, that \_\_\_\_\_ years of solid waste disposal capacity is available at the Landfill on the date of final execution of this Agreement by the Contractor. Upon request of the Board, and no more frequently than once each calendar year, the Contractor shall provide an estimate of the remaining years of solid waste disposal capacity at the Landfill.

### **ARTICLE III – TERM AND TERMINATION**

3.1 This Agreement shall commence as of the date of last execution, with collection and remittance of the Contract Fee for solid waste generated within the District and received at the Contractor's Facility to begin on February 19, 2011, which is sixty (60) days after the Effective Date.

3.2 Either the Board or the Contractor may terminate this Agreement for any reason upon one hundred eighty (180) days written notice to the other party.

3.3 The Designation Agreement by and between the Board and the Contractor on the effective date of this Uniform Designation and Solid Waste Service Agreement shall terminate.

### **ARTICLE IV – MISCELLANEOUS**

4.1 This Agreement may be assigned by the Contractor to any successor in interest of the Contractor's Facility with the consent of the District. Such consent shall not be unreasonably withheld.

4.2 This Agreement shall be binding upon and inure to the benefit of the parties hereto, and their successors, respective heirs, personal representatives, and assigns.

4.3 This Agreement shall constitute the entire understanding between the parties hereto relating to the matters contained herein. Any prior agreement by and between the parties that designate the Contractor's Facility shall terminate sixty (60) days after the Effective Date.

4.4 No amendments or variations of the terms and conditions of this Agreement shall be valid unless the same are in writing and signed by all the parties hereto.

4.5 This Agreement shall be construed and enforced pursuant to the laws of the State of Ohio.

4.6 Any action regarding this Agreement shall be brought in a court of competent jurisdiction in Ashland County, Ohio.

**IN WITNESS WHEREOF**, the parties have duly executed this Agreement in duplicate originals on the date provided below.

**DISTRICT:  
Board of Ashland County Commissioners**

By: \_\_\_\_\_  
Barb Queer

\_\_\_\_\_ Date

By: \_\_\_\_\_  
Michael E. Welch

\_\_\_\_\_ Date

By: \_\_\_\_\_  
Kim Edwards

\_\_\_\_\_ Date

**CONTRACTOR:**

\_\_\_\_\_  
Signature

\_\_\_\_\_ Date

\_\_\_\_\_  
Printed Name

\_\_\_\_\_  
Title

## WAIVER AGREEMENT

This **Waiver Agreement** was approved by the Board of Commissioners, Ashland County, Ohio (the "Board") acting in its capacity as the governing body of the Ashland County Solid Waste Management District (the "District") pursuant to Resolution \_\_\_\_\_ adopted on the \_\_\_\_\_ day of \_\_\_\_\_, \_\_\_\_\_, and is by and between the District, a joint solid waste management District established pursuant to section 343.01 of the Revised Code, with its offices located at 110 Cottage Street, Ashland, Ohio 44805, and \_\_\_\_\_, ("Grantee") with offices located at \_\_\_\_\_ and shall be effective as of the date of the last execution hereof (the "Effective Date").

### RECITALS

**WHEREAS**, the District is an Ohio joint solid waste management district governed by the Board and has adopted its Solid Waste Management Plan (the "District Plan"), which was approved by the Ohio Environmental Protection Agency on August 20, 2018, and which relates to the management of solid waste and solid waste facilities within the District; and

**WHEREAS**, in accordance with Chapters 343 and 3734 of the Revised Code and the District Plan, all solid waste generated within the District ("District Solid Waste") shall be delivered only to solid waste facilities designated by the District ("Designated Facilities") unless a waiver granted by the District pursuant to section 343.01(I)(2) of the Revised Code authorizes the delivery of District Solid Waste to solid waste facilities that are not designated (the "Non-designated Facilities"); and

**WHEREAS**, pursuant to section 343.08(C) of the Revised Code, the Board approved a fifty cent (\$0.50) per ton rate or charge effective January 1, 2012, which rate or charge increased on January 1 of each calendar year through 2017 for the maintenance and repairs of the Ashland County Sanitary Landfill, which rate or charge fee is presently \$3.00 per ton ; and

**WHEREAS**, the Board, pursuant to section 343.01(I)(2) of the Revised Code and the District Plan, upon request, may grant a waiver authorizing the delivery of all or any portion of District Solid Waste to a Non-designated Facility located within or outside the District, provided that granting the waiver is not inconsistent with the projections contained in the District Plan and will not adversely affect the implementation and financing of the District Plan; and

**WHEREAS**, on \_\_\_\_\_, the District received a request from Grantee that the Board approve a waiver (the "Waiver Request") authorizing Grantee to accept District Solid Waste at its facility located at \_\_\_\_\_, ("Grantee's Facility") although it is a Non-designated Facility; and

**WHEREAS**, the Board has determined that granting this waiver is consistent with the projections contained in the District Plan and will not adversely affect the implementation and financing of the District Plan.

**NOW, THEREFORE**, in consideration of the promises and covenants contained herein and the mutual benefits to be gained hereby, the parties incorporate the foregoing recitals and agree as follows:

1. Waiver Approval and Acceptance. Pursuant to the terms and conditions contained herein, the Board grants and Grantee accepts the Waiver, which authorizes Grantee's Facility to accept District Solid Waste.
2. Contract Fee. The Grantee agrees to collect and pay to the District a Contract Fee of eight dollars (\$8.00) per ton of solid waste generated within the District that is received by the Grantee. Collection of the \$8.00 per ton Contract Fee shall commence sixty (60) days after the Effective Date in accordance with this Waiver Agreement until the Agreement is terminated as provided herein. Prior to the end of each calendar month, the Grantee shall submit to the Board a monthly certified Contract Fee statement, on a form prescribed by the Board, in which the Grantee shall separately identify the tonnage (expressed in tenths of a ton) of District Solid Waste that was delivered to the Grantee's Facility during the preceding calendar month, and the amount of the Contract Fee due on that tonnage. The Grantee shall forward payment to the Board of the amount of the Contract Fee identified in the monthly report at the same time the Grantee submits the monthly report. The Board may change the amount of the Contract Fee upon ninety (90) days advance notice to the Grantee provided the Board changes the amount of the Contract Fee collected by all designated solid waste facilities and those receiving non-designated facilities waivers such that all designated solid waste facilities and those non-designated facilities receiving waivers collect and remit to the District the same Contract Fee.
3. Rate and Charge. The Grantee shall also collect a three dollar (\$3.00) per ton rate and charge for the maintenance and repair of the Ashland County Sanitary Landfill and remit that rate or charge on the same day of the remittance of the Contract Fee.
4. Term and Option to Renew Waiver. Either the Board or the Grantee may terminate this Agreement for any reason upon one hundred eighty (180) days written notice to the other party
5. Breach, Remedy, and Termination. Failure to make timely payment of the Contract Fee and Rate and Charge or comply with any of the Grantee's obligations as provided herein shall constitute a default by the Grantee for which the Board, in addition to any other rights or remedies available, may terminate this Agreement upon thirty (30) days' notice to the Grantee and thereby terminate the right of the Grantee's Facility to receive and accept solid waste generated within the District. The Grantee may cure any default within the thirty (30) days' notice and the termination of the Agreement shall not occur as provided in the notice of default and termination.
6. Notices. All notices, payments, reports, certificates, requests, or other communications pursuant to this Agreement shall be in writing or submitted electronically as authorized or required by this Agreement. Notices, payments, reports, certificates, or other communications pursuant to this Agreement shall be deemed to be given if delivered in person to the individual or to a member of the company or organization for whom the notice is intended, or delivered via first class U.S. Mail, postage prepaid, to the following address:

If to the District:

Board of Ashland County Commissioners  
110 Cottage Street, 2<sup>nd</sup> Floor  
Ashland, Ohio 44805  
Attn: District Coordinator

If to Grantee:

\_\_\_\_\_  
\_\_\_\_\_  
\_\_\_\_\_

7. Agreement Authorization. Grantee represents and warrants that the person executing this Waiver Agreement has the full and complete authority to execute this Waiver Agreement by and on behalf of Grantee. Grantee shall provide written documentation of the authority of the person designated by Grantee to execute this Agreement. This Agreement may be assigned by Grantee to any successor in interest of the Grantee's Facility with the consent of the District. Such consent shall not be unreasonably withheld.
8. Integration. This Waiver Agreement shall constitute the entire understanding between the parties hereto relating to the matters herein contained.
9. Amendment. No amendments or variations of the terms and conditions of this Waiver Agreement shall be valid unless the same are in writing and signed by all the parties hereto.
10. Applicable Law. This Waiver Agreement shall be construed and enforced pursuant to the laws of the State of Ohio and any action or claims arising hereunder shall be filed in the Ashland County Court of Common Pleas.
11. Waiver. No waiver, discharge, or renunciation of any claim or right of either party arising out of a breach or alleged breach of this Waiver Agreement by either party shall be effective unless in writing and signed by the District and Grantee.

**IN WITNESS WHEREOF**, the parties have executed this Waiver Agreement on the day and year first set forth below.

Ashland County Solid Waste District  
By Board of County Commissioners

By: \_\_\_\_\_  
Michael E. Welch

Date: \_\_\_\_\_

By: \_\_\_\_\_  
Denny Bittle

Date: \_\_\_\_\_

By: \_\_\_\_\_  
Jim Justice

Date: \_\_\_\_\_

GRANTEE:

Date: \_\_\_\_\_

\_\_\_\_\_  
Signature

\_\_\_\_\_  
Printed Name



# **APPENDIX Q**

## **DISTRICT RULES**



## APPENDIX Q. District Rules

### A. Existing Rules

The following definitions have been incorporated into the District's existing rules summarized in this Appendix:

#### Definitions Rule

**"Applicant"** means a Person: (a) proposing to construct or Modify a Solid Waste Facility within the District that requires a determination by the Board that a proposal to construct or Modify a Solid Waste Facility complies with the Plan; (b) requesting a waiver by the Board from application of a Rule adopted by the Board; or (c) requesting permission to deliver Solid Waste generated within the District to a Solid Waste Facility that is not a Designated Solid Waste Facility.

**"Board"** means the Board of County Commissioners in its capacity as the Board of Directors of the Ashland County Solid Waste Management District with its principal offices located at 110 Cottage Street, Ashland, Ohio 44805.

**"Designated Solid Waste Facility"** means those Solid Waste Facilities designated in the initial or amended Plan and as designated pursuant to sections 343.013, 343.014 or 343.015 of the Revised Code.

**"District"** means the Ashland County Solid Waste Management District and includes the territory of Ashland County and such greater or lesser territory of a municipality which, pursuant to Section 3734.52(A) of the Revised Code, is included, or excluded from the district.

**"General Plans and Specifications"** means that information required to be submitted to the Board for review for the construction or modification of any proposed Solid Waste Facility and includes, but is not limited to, a site plan for the proposed Solid Waste Facility, architectural drawings or artist's renderings of the proposed Solid Waste Facility, the projected size and capacity of the proposed Solid Waste Facility and all other information required by the siting strategy contained in the Plan.

**"Hazardous Waste"** means Solid Waste which, by reason of its listing, composition or characteristics is a hazardous waste (as defined in the Resource Conservation and Recovery Act, 42 U.S.C. Section 6901 et seq., as amended, (including but not limited to, amendments thereto made by the Solid Waste Disposal Act Amendments of 1980) and related federal, state and local laws and regulations, or in any additional or substitute federal, state or local laws and regulations pertaining to the identification, treatment, storage or disposal of toxic substances or hazardous wastes; as any of the foregoing is from time-to-time amended or replaced.



**“Legitimate Recycling Facility”** means an engineered facility or site where Recycling of material other than Scrap Tires is the primary objective of the Facility, including: (a) Facilities that accept only Source Separated Recyclable Materials, except Scrap Tires, and/or commingled Recyclable Materials which are currently recoverable utilizing existing technology; and (b) Facilities that: (i) accept mixed or Source Separated Solid Waste; (ii) recover for beneficial use not less than sixty percent (60%) of the weight of Solid Waste brought to the Facility each month (as averaged monthly) for not less than eight (8) months in each calendar year, and (iii) dispose of not more than forty percent (40%) of the total weight of Solid Waste brought to the Facility each month (as averaged monthly) for not less than eight (8) months in each calendar year.

**“Maximum Feasible Utilization”** means the use of a Designated Solid Waste Facility located within the District that operates at not less than ninety-five percent (95%) of its designed capacity and/or Ohio EPA-permitted allowable maximum daily waste receipts at the Board-approved rates and charges to be paid by any Person that delivers Solid Waste or Recyclable Materials to the Designated Solid Waste Facility.

**“Modify” or “Modification”** means a change in the operation of an existing in-District Solid Waste Facility that requires the approval of the Director of the Ohio Environmental Protection Agency; or, that involves a change in the type of material, manner of operation or activities conducted at the Solid Waste Facility that may directly or indirectly affect the Maximum Feasible Utilization of existing in-District Solid Waste Facilities.

**“Person”** means a natural person, partnership, association, firm, corporation, limited liability company, municipal corporation, township, government unit, or other political subdivision.

**“Plan”** means the Solid Waste Management Plan of the District approved by the Director of the Ohio Environmental Protection Agency on September 19, 2005 and as amended hereafter.

**“Rule”** means the action of the Board in promulgating, adopting and publishing such action as a rule of the District as reserved in the Plan and authorized by Sections 343.01 (G) and 3734.53 of the Revised Code, as now existing or hereafter amended.

**“Scrap Tire”** means an unwanted or discarded tire.

**“Solid Waste”** means such unwanted residual solid or semisolid material as results from industrial, commercial, agricultural, and community operations, excluding earth or material from construction, mining or demolition operations, or other waste materials of the type that would normally be included in demolition debris, nontoxic fly ash, spent nontoxic foundry sand,

and slag and other substances that are not harmful or inimical to public health, and includes, but is not limited to, garbage, tires, combustible and non-combustible material, street dirt, and debris. "Solid Waste" does not include any material that is an infectious waste or a Hazardous Waste.

**"Solid Waste Collection Facility"** means any site, location, tract of land, installation, or building used for collection of Solid Wastes including Recyclable Materials.

**"Solid Waste Composting Facility"** means any site, location, tract of land, installation, or building used for composting Solid Waste where the owner or operator has met all registration, licensing, or permitting requirements of rule 3745-27-41 of the Administrative Code.

**"Solid Waste Disposal Facility"** means any site, location, tract of land, installation, or building used for incineration, composting, sanitary landfilling, or other approved methods of disposal of Solid Waste.

**"Solid Waste Energy Recovery Facility"** means any site location, tract of land, installation, or building where mixed Solid Waste or select sources of Solid Waste, including scrap tires, is used as or intends to be used as fuel to produce energy, heat, or steam.

**"Solid Waste Facilities"** include Solid Waste Disposal Facilities, Energy Recovery Facilities, Resource Recovery Facilities, Composting Facilities, Transfer Facilities, Legitimate Recycling Facilities, Recycling Facilities, and Collection Facilities.

**"Solid Waste Recycling Facility"** means any site, location, tract of land, installation, or building used for Recycling Solid Waste.

**"Solid Waste Resource Recovery Facility"** includes Solid Waste Energy Recovery Facilities, Legitimate Recycling Facilities, and Solid Waste Recycling Facilities.

**"Solid Waste Transfer Facility"** means any site, location, tract of land, installation, or building that is used or intended to be used primarily for the purpose of transferring Solid Waste that is generated off the premises of the Facility from vehicles or containers into other vehicles for transportation to a Solid Waste Disposal Facility.

**"Source Separated Recyclable Materials"** means the process of separating, or the separation of Solid Waste, including Yard Waste and Recyclable Materials, from other Solid Waste at the location where such materials are generated for the purpose of Recycling.

**“Yard Waste”** means all garden residues, leaves, grass clippings, shrubbery and tree cuttings less than one-quarter inch in diameter, and similar material.

**“Waiver Fee”** is a fee payable to District relating to any waiver granted by the Board.

**Rule 1**

The District reserves the right to amend and/or add rules and regulations at any time deemed appropriate by the Board for appropriate implementation of the Plan. Additional rules may include, but are not limited to, mandatory solid waste management methods, additional material prohibitions, and additional enforcement provisions.

**Rule 2**

The Board reserves the right to establish a Rules, Regulations and Enforcement Committee (RREC) for future modifications or additions to the rules and regulations and for the establishment of enforcement guidelines. The Committee shall include, at a minimum, the District Coordinator, a representative from the county health department, and a public member.

**Rule 3**

To encourage participation in District recycling programs, the District requires all solid waste haulers doing business within the District to report all solid waste and recyclables collected. Recyclables collected and recycled shall be reported by recyclable type (i.e., newsprint, corrugated, brown, HDPE, PET, aluminum, ferrous, etc.) in pounds or tons. These amounts may be requested monthly, but at the very least, will be requested on an annual basis. The amounts recycled must be provided no later than two months after the end of the time period for which the amounts are requested. Additionally, the routes and areas serviced shall be identified by all haulers.

Existing solid waste disposal facilities and solid waste haulers must submit assurance of compliance with the requirement of item 3.a above, as part of the annual licensing procedure by the health department to receive license renewal.

**Rule 4**

All solid waste loads received by in-district solid waste disposal facilities and solid waste that is located at the curbside within the District is subject to inspection to assure compliance with all local, state, and federal regulations.

**Rule 5**

The District has the right to regulate the collection and flow of solid waste, compostables, and recyclable material, herein called flow control, as needed to meet the requirements of Amended Substitute House Bill 592, Senate Bill 153, the District Plan, and any new local, state, or federal legislation. Flow control authority has received approval of the Board of Directors and Policy Committee. As given in Section VI.E of this Plan, the Board of Directors of the Ashland County Solid Waste Management District is authorized to establish facility designations in accordance with Section 343.014 of the Ohio Revised Code after this Plan has been approved by the Director of the Ohio Environmental Protection Agency.

**Rule 6**

No incineration of recyclable materials will be allowed within the District unless the District agrees there is no reasonable market for the recyclable materials to be incinerated. Any incineration must be in compliance with local, state, and federal regulations and can be performed only following written permission from the Board.

**Rule 7**

In the event that mandatory requirements for recycling are implemented by the District, the District may establish rules prohibiting designated materials from being landfilled for certain in-district waste generation. Any prohibitions would be in addition to the existing schedule set forth by the Ohio Environmental Protection Agency for materials prohibited from being landfilled.

The District may assist in locating recyclable goods markets for entities that are recycling.

**Rule 8**

The Board has the ability to assess fees and prepare budgets to finance activities associated with proper implementation and support of the Plan.

**Rule 9**

The Board may convene a Technical Advisory Committee when applicable, in activities associated with Plan implementation, Plan updates, Plan revisions, and additional rules to be developed or the modification of existing rules. The extent of the Technical Advisory Committee participation will be determined by the Board.

**Rule 10**

The Board will work with the local health department regarding the establishment and enforcement of rules and regulations regarding solid waste disposal, solid

waste hauling, recycling, open dumping, and any future closed or open dump site assessments and remediation and other related items.

**Rule 11**

The Board is hereby proposing the establishment of responsibilities for solid waste haulers within the District, solid waste disposal facilities within the District, and local residences and businesses within the District, and appropriate penalties as given follows:

***SOLID WASTE HAULER/SOLID WASTE DISPOSAL FACILITY***

<u>RESPONSIBILITY</u>	<u>ENFORCEMENT AGENCY</u>
a. The enforcement of waste bans	District/Health Dept.
b. Assist in public awareness and communication process	District
c. Follow all applicable rules and regulations	Health Dept.

**Penalties:**

- a. Appropriate monetary fines and/or revocation of District operating licenses, when applicable, shall be imposed on haulers/facilities to comply with District rules and regulations and standards as provided by law and provided by the appropriate enforcement agency. Such penalties and fines shall be established by a Rules, Regulation, and Enforcement Committee.

***RESIDENCE AND SMALL BUSINESSES***

<u>RESPONSIBILITY</u>	<u>ENFORCEMENT AGENCY</u>
a. Participation in recycling program (when applicable)	District
b. Compliance with open dumping laws	Health Dept./Sheriff's Dept.

**Penalties:**

- a. Solid waste shall not be collected if recyclable materials specified in the appropriate recycling program or banned wastes are contained therein.

- b. Solid waste haulers have the right to impose penalties or surcharges to residences and businesses that do not comply and cooperate with their requirements regarding solid waste collection.

**Rule 12**

The District reserves the right to enact and enforce new rules as needed to retain the rights granted to the District through ORC Section 343 and ORC Section 3734, as well as any new authority granted by the state legislature.

The District recognizes the proper channels of authority, and respects the ratification process for Plan approval, Plan Amendments, and Plan Updates, as described in ORC.

**Rule 13**

Requirement for disposal of all solid waste generated within the Ashland County Solid Waste Management District only at facilities designated by the District

No individual, public or private corporation, partnership, political subdivision or agency thereof, or any other entity shall deliver, or cause the delivery of, any solid waste generated within the District to any disposal facility not designated by the District pursuant to Section 343.014 of the Ohio Revised Code to receive such solid waste generated within the District, unless a waiver from this rule has been granted by the Board in accordance with Section 343.01(I)(2) of the Ohio Revised Code, or the waste is subject to a contract entered into prior to such publication of intent to designate facilities by the District and such contract has been reviewed and recognized by the Board as a valid pre-existing contract. Such solid waste is exempt from this rule only for the term of such pre-existing contract.

**Rule 14 – Site of Facilities**

No person, municipal corporation, township or other political subdivision, shall construct, enlarge, or modify any solid waste transfer, disposal, recycling or resource recovery facility until general plans and specifications for the proposed construction, enlargement or modification of any such facility have been approved by the Board as complying with the Plan or amended Plan of the District.

**Rule 2-2008: Delivery of Solid Waste to Designated Facilities**

Except as otherwise permitted by Rule, no Person shall deliver, or cause the delivery of, any Solid Waste generated within the District to any Solid Waste Facility other than a Designated Solid Waste Facility.

**Rule 3-2008: Waiver from Designation**

Any Person or Applicant may request a waiver from the Board authorizing the delivery of all or any portion of the Solid Waste generated within the District to a Solid Waste Facility other than a Designated Solid Waste Facility. The Board may grant a waiver from the obligation to deliver Solid Waste generated within the District to a Designated Solid Waste Facility if the Board finds that issuance of a waiver for the Solid Waste, the subject of the waiver request: (a) is not inconsistent with projections contained in the Plan; (b) will not adversely affect the implementation and financing of the Plan pursuant to the implementation schedule contained in the Plan; and (c) assures the Maximum Feasible Utilization of existing in-District Designated Solid Waste Facilities. Any Person or Applicant who submits a waiver request pursuant to Rule 3-2008 shall submit documents and information for consideration by the Board that support the issuance of the requested waiver. Any waiver granted by the Board shall be the subject of a waiver agreement by and between the Board and the Person or Applicant setting forth the terms of such waiver and waiver fee, if any. Rule 3-2008 does not apply to any contract by and between the Board and any Person relating to the transportation, delivery, disposal, or processing of Solid Waste.

**Rule 4-2008: Reporting and Certification of Solid Waste and Recyclable Material Collection**

Any Person that collects Solid Waste generated within the District is required to report the amount of Solid Waste and Recyclable Materials collected by such Person. Recyclable Materials collected and recycled shall be reported by Recyclable Material type (i.e., news print, corrugated, brown, green, or clear glass, HDPE, PET, aluminum, ferrous, etc.) in pounds or tons. The weight of all Solid Waste and Recyclable Materials collected by a Person shall be provided to the District on a quarterly basis. The amounts recyclable must be provided no later than sixty (60) days following the end of each calendar quarter. Upon request, any Person who collects Solid Waste within the District may be required by the District to submit a certified copy of the weight of Solid Waste and Recyclable Materials collected by such Person.

**Rule 5-2008: Construction, Modification and Improvements to Solid Waste Facilities**

No Person shall construct, enlarge, improved, Modify or replacement any Solid Waste Facility until General Plans and Specifications of the proposed improvement or Modification have been submitted to and approved by the Board as complying with the Plan. General Plans and Specifications shall be submitted to the Board, Attn: District Coordinator, 1270 Middle Rowsburg Road, Ashland, Ohio 44805. All such General Plans and Specifications shall be clearly marked as complying with the requirements of Rule No. 5-2008 and Section 343.01(G)(2) of the Revised

Code. Rule No. 5-2008 does not apply to a Solid Waste Facility owned, operated, or to be owned or operated, by the District.

**B. Rule Making Authority – ORC 343.01**

The solid waste management plan provides the authority to the Board of County Commissioners to adopt, publish, and enforce all the rule-making powers authorized by Ohio Revised Code 343.01, Divisions (G)(1), (G)(2), (G)(3) and (G)(4) including the following:

**ORC 343.01(G)(1)**

To the extent authorized by the solid waste management plan of the district approved under section 3734.521 or 3734.55 of the Revised Code or subsequent amended plans of the district approved under section 3734.521 or 3734.56 of the Revised Code, the board of county commissioners of a county district or board of directors of a joint district may adopt, publish, and enforce rules doing any of the following:

- (1) Prohibiting or limiting the receipt of solid wastes generated outside the district or outside a service area prescribed in the solid waste management plan or amended plan, at facilities covered by the plan, consistent with the projections contained in the plan or amended plan under divisions (A)(6) and (7) of section 3734.53 of the Revised Code, except that the director of environmental protection may issue an order modifying a rule adopted under division (G)(1) of this section to allow the disposal in the district of solid wastes from another county or joint solid waste management district if all of the following apply:
  - (a) The district in which the wastes were generated does not have sufficient capacity to dispose of solid wastes generated within it for six months following the date of the director's order;
  - (b) No new solid waste facilities will begin operation during those six months in the district in which the wastes were generated and, despite good faith efforts to do so, it is impossible to site new solid waste facilities within the district because of its high population density;
  - (c) The district in which the wastes were generated has made good faith efforts to negotiate with other districts to incorporate its disposal needs within those districts' solid waste management plans, including efforts to develop joint facilities authorized under section 343.02 of the Revised Code, and the efforts have been unsuccessful;



- (d) The district in which the wastes were generated has located a facility willing to accept the district's solid wastes for disposal within the receiving district;
- (e) The district in which the wastes were generated has demonstrated to the director that the conditions specified in divisions (G)(1)(a) to (d) of this section have been met;
- (f) The director finds that the issuance of the order will be consistent with the state solid waste management plan and that receipt of the out-of-district wastes will not limit the capacity of the receiving district to dispose of its in-district wastes to less than eight years. Any order issued under division (G)(1) of this section shall not become final until thirty days after it has been served by certified mail upon the county or joint solid waste management district that will receive the out-of-district wastes.

**ORC 343.01(G)(2)**

Governing the maintenance, protection, and use of solid waste collection or other solid waste facilities located within its district. The rules adopted under division (G)(2) of this section shall not establish design standards for solid waste facilities and shall be consistent with the solid waste provisions of Chapter 3734. of the Revised Code and the rules adopted under those provisions. The rules adopted under division (G)(2) of this section may prohibit any person, municipal corporation, township, or other political subdivision from constructing, enlarging, or modifying any solid waste facility until general plans and specifications for the proposed improvement have been submitted to and approved by the board of county commissioners or board of directors as complying with the solid waste management plan or amended plan of the district. The construction of such a facility shall be done under the supervision of the county sanitary engineer or, in the case of a joint district, a county sanitary engineer designated by the board of directors, and any person, municipal corporation, township, or other political subdivision proposing or constructing such improvements shall pay to the county or joint district all expenses incurred by the board in connection therewith. The sanitary engineer may enter upon any public or private property for the purpose of making surveys or examinations necessary for designing solid waste facilities or for supervising the construction, enlargement, modification, or operation of any such facilities. No person, municipal corporation, township, or other political subdivision shall forbid or interfere with the sanitary engineer or his authorized assistants entering upon such property for that purpose. If actual damage is done to property by the making of the surveys and examinations, a board shall pay the reasonable value of that damage to the owner of the property damaged, and the cost shall be included in the financing of the improvement for which the surveys and examinations are made.

“Governing the maintenance, protection, and use of solid waste collection or other solid waste facilities located within its district. The rules adopted under division (G)(2) of this section shall not establish design standards and shall be consistent with the solid waste provisions of Chapter 3734. of the Revised Code and the rules adopted under those provisions. The rules adopted under division (G)(2) of this section may prohibit any person, municipal corporation, township, or other political subdivision from constructing, enlarging, or modifying any solid waste facility under general plans and specifications for the proposed improvement have been submitted to and approved by the Board of County Commissioners . . . as complying with solid waste management plan or amended plan of the District. The construction of such a facility . . .”

**ORC 343.01(G)(3)**

Governing the development and implementation of a program for the inspection of solid wastes generated outside the boundaries of this state that are disposed of at solid waste facilities included in the district’s solid waste management plan or amended plan. A board of county commissioners or board of directors or its authorized representative may enter upon the premises of any solid waste facility included in the district’s solid waste management plan or amended plan for the purpose of conducting the inspections required or authorized by the rules adopted under division (G)(3) of this section. No person, municipal corporation, township, or other political subdivision shall forbid or interfere with a board of county commissioners or directors or its authorized representative entering upon the premises of any such solid waste facility for that purpose.

**ORC 343.01(G)(4)**

Exempting the owner or operator of any existing or proposed solid waste facility provided for in the plan or amended plan from compliance with any amendment to a township zoning resolution adopted under section 519.12 of the Revised Code or to a county rural zoning resolution adopted under section 303.12 of the Revised Code that rezoned or redistricted the parcel or parcels upon which the facility is to be constructed or modified and that became effective within two years prior to the filing of an application for a permit required under division (A)(2)(a) of section 3734.05 of the Revised Code to open a new or modify an existing solid waste facility.

**C. Rule Making Authority – ORC 3734.53**

The solid waste management plan provides the authority to the Board of Directors to adopt, publish, and enforce all of the rule-making powers authorized by Ohio Revised Code 3734.53, Division (C) including the following:

- (1) Prohibiting or limiting the receipt at facilities covered by the plan of solid wastes generated outside the district or outside a prescribed service area

consistent with the projections under divisions (A)(6) and (7) of this section, except that the director of environmental protection may issue an order modifying a rule authorized to be adopted under division (C)(1) of this section to allow the disposal in the district of wastes from another county or joint solid waste management district if all of the following apply:

- (a) The district in which the wastes were generated does not have sufficient capacity to dispose of solid wastes generated within it for six months following the date of the director's order;
  - (b) No new solid waste facilities will begin operation during those six months in the district in which the wastes were generated and, despite good faith efforts to do so, it is impossible to site new solid waste facilities within the district because of its high population density;
  - (c) The district in which the wastes were generated has made good faith efforts to negotiate with other districts to incorporate its disposal needs within those districts' solid waste management plans, including efforts to develop joint facilities authorized under section 343.02 of the Revised Code, and the efforts have been unsuccessful;
  - (d) The district in which the wastes were generated has located a facility willing to accept the district's solid wastes for disposal within the receiving district;
  - (e) The district in which the wastes were generated has demonstrated to the director that the conditions specified in divisions (C)(1)(a) to (d) of this section have been met;
  - (f) The director finds that the issuance of the order will be consistent with the state solid waste management plan and that receipt of the out-of-district wastes will not limit the capacity of the receiving district to dispose of its in-district wastes to less than eight years. Any order issued under division (C)(1) of this section shall not become final until thirty days after it has been served by certified mail upon the county or joint solid waste management district that will receive the out-of-district wastes.
- (2) Governing the maintenance, protection, and use of solid waste collection, storage, disposal, transfer, recycling, processing, and resource recovery facilities within the district and requiring the submission of general plans and specifications for the construction, enlargement, or modification of any such facility to the board of county commissioners or board of directors of the district for review and approval as complying with the plan or amended plan of the district;

- (3) Governing development and implementation of a program for the inspection of solid wastes generated outside the boundaries of the state that are being disposed of at solid waste facilities included in the district’s plan;
- (4) Exempting the owner or operator of any existing or proposed solid waste facility provided for in the plan from compliance with any amendment to a township zoning resolution adopted under section 519.12 of the Revised Code or to a county rural zoning resolution adopted under section 303.12 of the Revised Code that rezoned or redistricted the parcel or parcels upon which the facility is to be constructed or modified and that became effective within two years prior to the filing of an application for a permit required under division (A)(2)(a) of section 3734.05 of the Revised Code to open a new or modify an existing solid waste facility.

**D. Proposed Rules**

The District is not proposing any new rules in this *Plan Update*. The District is rescinding some rules as identified in E. The District reserves the right to adopt rules under division (G) of section 343.01 and under division (c) of section 3734.53 of the Revised Code. Such rules shall comply with the legislative grant of authority to the District to promulgate such rules and to regulate solid waste services, facilities and operation of the District in accordance with the Plan or amended Plan of the District and/or as authorized by applicable statutes, governmental regulations, local ordinances and rules of the District as now existing or hereafter enacted or amended.

**E. Updated/Changed Rules**

The District is updating the current rule package to include a consistent rule numbering and identification system. The following identification changes to the existing rules will become effective upon the approval of this *Plan Update*:

Current Rule Identification	Changed Rule Identification or Rescind Status
Definition	ACSWD-01
Rule 1	ACSWD-02
Rule 2	ACSWD-03
Rule 3	Rescinded
Rule 4	Rescinded
Rule 5	ACSWD-04
Rule 6	ACSWD-05
Rule 7	ACSWD-06

Current Rule Identification	Changed Rule Identification or Rescind Status
Rule 8	ACSWD-07
Rule 9	ACSWD-08
Rule 10	ACSWD-09
Rule 11	ACSWD-10
Rule 12	ACSWD-11
Rule 13	ACSWD-12
Rule 14	ACSWD-13
Rule 2-2008	ACSWD-14
Rule 3-2008	ACSWD-15
Rule 4-2008	ACSWD-16
Rule 5-2008	ACSWD-17

The following section contains the existing rule package (with two rescinded rules removed) with the new identification system, minor clerical adjustments and changes to rule language. Some rules have been updated. Upon approval of this *Plan Update*, the following rules will be enforced by the District:

**ACSWD-01: Definitions**

**“Applicant”** means a Person: (a) proposing to construct or Modify a Solid Waste Facility within the District that requires a determination by the Board that a proposal to construct or Modify a Solid Waste Facility complies with the Plan; (b) requesting a waiver by the Board from application of a Rule adopted by the Board; or (c) requesting permission to deliver Solid Waste generated within the District to a Solid Waste Facility that is not a Designated Solid Waste Facility.

**“Board”** means the Board of County Commissioners in its capacity as the Board of Directors of the Ashland County Solid Waste Management District with its principal offices located at 110 Cottage Street, Ashland, Ohio 44805.

**“Designated Solid Waste Facility”** means those Solid Waste Facilities designated in the initial or amended Plan and as designated pursuant to sections 343.013, 343.014 or 343.015 of the Revised Code.

**“District”** means the Ashland County Solid Waste Management District and includes the territory of Ashland County and such greater or lesser territory of a municipality which, pursuant to Section 3734.52(A) of the Revised Code, is included, or excluded from the district.

**“General Plans and Specifications”** means that information required to be submitted to the Board for review for the construction or modification of any proposed Solid Waste Facility and includes, but is not limited to, a site plan for the proposed Solid Waste Facility, architectural drawings or artist’s renderings of the

proposed Solid Waste Facility, the projected size and capacity of the proposed Solid Waste Facility and all other information required by the siting strategy contained in the Plan.

**“Hazardous Waste”** means Solid Waste which, by reason of its listing, composition or characteristics is a hazardous waste (as defined in the Resource Conservation and Recovery Act, 42 U.S.C. Section 6901 et seq., as amended, (including but not limited to, amendments thereto made by the Solid Waste Disposal Act Amendments of 1980) and related federal, state and local laws and regulations, or in any additional or substitute federal, state or local laws and regulations pertaining to the identification, treatment, storage or disposal of toxic substances or hazardous wastes; as any of the foregoing is from time-to-time amended or replaced.

**“Legitimate Recycling Facility”** means an engineered facility or site where Recycling of material other than Scrap Tires is the primary objective of the Facility, including: (a) Facilities that accept only Source Separated Recyclable Materials, except Scrap Tires, and/or commingled Recyclable Materials which are currently recoverable utilizing existing technology; and (b) Facilities that: (i) accept mixed or Source Separated Solid Waste; (ii) recover for beneficial use not less than sixty percent (60%) of the weight of Solid Waste brought to the Facility each month (as averaged monthly) for not less than eight (8) months in each calendar year, and (iii) dispose of not more than forty percent (40%) of the total weight of Solid Waste brought to the Facility each month (as averaged monthly) for not less than eight (8) months in each calendar year.

**“Maximum Feasible Utilization”** means the use of a Designated Solid Waste Facility located within the District that operates at not less than ninety-five percent (95%) of its designed capacity and/or Ohio EPA-permitted allowable maximum daily waste receipts at the Board-approved rates and charges to be paid by any Person that delivers Solid Waste or Recyclable Materials to the Designated Solid Waste Facility.

**“Modify” or “Modification”** means a change in the operation of an existing in-District Solid Waste Facility that requires the approval of the Director of the Ohio Environmental Protection Agency; or, that involves a change in the type of material, manner of operation or activities conducted at the Solid Waste Facility that may directly or indirectly affect the Maximum Feasible Utilization of existing in-District Solid Waste Facilities.

**“Person”** means a natural person, partnership, association, firm, corporation, limited liability company, municipal corporation, township, government unit, or other political subdivision.

**“Plan”** means the Solid Waste Management Plan of the District approved by the Director of the Ohio Environmental Protection Agency on September 19, 2005 and as amended hereafter.

**“Rule”** means the action of the Board in promulgating, adopting and publishing such action as a rule of the District as reserved in the Plan and authorized by Sections 343.01 (G) and 3734.53 of the Revised Code, as now existing or hereafter amended.

**“Scrap Tire”** means an unwanted or discarded tire.

**“Solid Waste”** means such unwanted residual solid or semisolid material as results from industrial, commercial, agricultural, and community operations, excluding earth or material from construction, mining or demolition operations, or other waste materials of the type that would normally be included in demolition debris, nontoxic fly ash, spent nontoxic foundry sand, and slag and other substances that are not harmful or inimical to public health, and includes, but is not limited to, garbage, tires, combustible and non-combustible material, street dirt, and debris. "Solid Waste" does not include any material that is an infectious waste or a Hazardous Waste.

**“Solid Waste Collection Facility”** means any site, location, tract of land, installation, or building used for collection of Solid Wastes including Recyclable Materials.

**“Solid Waste Composting Facility”** means any site, location, tract of land, installation, or building used for composting Solid Waste where the owner or operator has met all registration, licensing, or permitting requirements of rule 3745-27-41 of the Administrative Code.

**“Solid Waste Disposal Facility”** means any site, location, tract of land, installation, or building used for incineration, composting, sanitary landfilling, or other approved methods of disposal of Solid Waste.

**“Solid Waste Energy Recovery Facility”** means any site location, tract of land, installation, or building where mixed Solid Waste or select sources of Solid Waste, including scrap tires, is used as or intends to be used as fuel to produce energy, heat, or steam.

**“Solid Waste Facilities”** include Solid Waste Disposal Facilities, Energy Recovery Facilities, Resource Recovery Facilities, Composting Facilities, Transfer Facilities, Legitimate Recycling Facilities, Recycling Facilities, and Collection Facilities.

**“Solid Waste Recycling Facility”** means any site, location, tract of land, installation, or building used for Recycling Solid Waste.

**“Solid Waste Resource Recovery Facility”** includes Solid Waste Energy Recovery Facilities, Legitimate Recycling Facilities, and Solid Waste Recycling Facilities.

**“Solid Waste Transfer Facility”** means any site, location, tract of land, installation, or building that is used or intended to be used primarily for the purpose of transferring Solid Waste that is generated off the premises of the Facility from vehicles or containers into other vehicles for transportation to a Solid Waste Disposal Facility.

**“Source Separated Recyclable Materials”** means the process of separating, or the separation of Solid Waste, including Yard Waste and Recyclable Materials, from other Solid Waste at the location where such materials are generated for the purpose of Recycling.

**“Yard Waste”** means all garden residues, leaves, grass clippings, shrubbery and tree cuttings less than one-quarter inch in diameter, and similar material.

**“Waiver Fee”** is a fee payable to District relating to any waiver granted by the Board.

**ACSWD-02: Rules Creation**

The District reserves the right to amend and/or add rules and regulations at any time deemed appropriate by the Board for appropriate implementation of the Plan. Additional rules may include, but are not limited to, mandatory solid waste management methods, additional material prohibitions, and additional enforcement provisions.

**ACSWD-03: Rules, Regulations and Enforcement Committee**

The Board reserves the right to establish a Rules, Regulations and Enforcement Committee (RREC) for future modifications or additions to the rules and regulations and for the establishment of enforcement guidelines. The Committee shall include, at a minimum, the District Coordinator, a representative from the county health department, and a public member.

**ACSWD-04: Flow Control**

The District has the right to regulate the collection and flow of solid waste, herein called flow control, as needed to meet the requirements of Amended Substitute House Bill 592, Senate Bill 153, the District Plan, and any new local, state, or federal legislation. Flow control authority has received approval of the Board of Commissioners by the Policy Committee. As given in Appendix P of this Plan, the Board of Commissioners of the Ashland County Solid Waste Management District



is authorized to establish facility designations in accordance with Section 343.013, 343.014 and 343.015 of the Ohio Revised Code.

**ACSWD-05: Incineration of Recyclables**

No incineration of recyclable materials will be allowed within the District unless the District agrees there is no reasonable market for the recyclable materials to be incinerated. Any incineration must be in compliance with local, state, and federal regulations and can be performed only following written permission from the Board.

**ACSWD-06: Prohibiting Landfill of Designated Materials**

In the event that mandatory requirements for recycling are implemented by the District, the District may establish rules prohibiting designated materials from being landfilled for certain in-district waste generation. Any prohibitions would be in addition to the existing schedule set forth by the Ohio Environmental Protection Agency for materials prohibited from being landfilled.

The District may assist in locating recyclable goods markets for entities that are recycling.

**ACSWD-07: Budgets and Fees**

The Board has the ability to assess fees and prepare budgets to finance activities associated with proper implementation and support of the Plan.

**ACSWD-08: Technical Advisory Committee Formation**

The Board may convene a Technical Advisory Committee when applicable, in activities associated with Plan implementation, Plan updates, Plan revisions, and additional rules to be developed or the modification of existing rules. The extent of the Technical Advisory Committee participation will be determined by the Board.

**ACSWD-09: Enforcement of Rules**

The Board will work with the Ashland County Health Department, County Prosecutor and other legal counsel as needed regarding the enforcement of the rules in this Appendix. In addition, the Board will work with the Ashland County Health Department regarding improper solid waste disposal, open dumping, and other solid waste enforcement issues.

**ACSWD-10: Responsibilities**

The Board is hereby assigning responsibilities for solid waste facilities within the District, local residences and businesses within the District for the following:

**SOLID WASTE FACILITY**

<u>RESPONSIBILITY</u>	<u>ENFORCEMENT AGENCY</u>
a. The enforcement of waste bans	District/Health Dept.
b. Assist in public awareness and communication process	District
c. Inspections	Health Department

**Penalties:**

- a. Appropriate monetary fines and/or admirative orders, when applicable, shall be imposed on solid waste facilities to comply with District rules and regulations and standards as provided by law and provided by the appropriate enforcement agency. Such penalties and fines shall be established by a Rules, Regulation, and Enforcement Committee.

**RESIDENCE AND SMALL BUSINESSES**

<u>RESPONSIBILITY</u>	<u>ENFORCEMENT AGENCY</u>
a. Education and technical assistance (when applicable)	District
b. Compliance with open dumping laws	Health Dept./Sheriff's Dept.

**ACSWD-11: Rules Rights**

The District reserves the right to enact and enforce new rules as needed to retain the rights granted to the District through ORC Section 343 and ORC Section 3734, as well as any new authority granted by the state legislature.

The District recognizes the proper channels of authority, and respects the ratification process for Plan approval, Plan Amendments, and Plan Updates, as described in ORC.

**ACSWD-12: Designated Facilities**

Requirement for disposal of all solid waste generated within the Ashland County Solid Waste Management District only at facilities designated by the District.

No individual, public or private corporation, partnership, political subdivision or agency thereof, or any other entity shall deliver, or cause the delivery of, any solid waste generated within the District to any disposal facility not designated by the District pursuant to Section 343.014 of the Ohio Revised Code to receive such solid waste generated within the District, unless a waiver from this rule has been granted by the Board in accordance with Section 343.01(I)(2) of the Ohio Revised Code, or the waste is subject to a contract entered into prior to such publication of intent to designate facilities by the District and such contract has been reviewed and recognized by the Board as a valid pre-existing contract. Such solid waste is exempt from this rule only for the term of such pre-existing contract.

**ACSWD-13: Siting of Facilities**

No person, municipal corporation, township or other political subdivision, shall construct, enlarge, or modify any solid waste transfer, disposal, recycling or resource recovery facility until general plans and specifications for the proposed construction, enlargement or modification of any such facility have been approved by the Board as complying with the Plan or amended Plan of the District.

The Board will not consider any criteria that would establish design standards that are addressed by the rules of the Ohio Environmental Protection Agency for the issuance of a permit for the construction, modification and operation of a solid waste facility.

**ACSWD-14: Delivery of Solid Waste to Designated Facilities**

Except as otherwise permitted by Rule, no Person shall deliver, or cause the delivery of, any Solid Waste generated within the District to any Solid Waste Facility other than a Designated Solid Waste Facility or a facility that has obtained a waiver.

**ACSWD-15: Waiver from Designation**

Any Person or Applicant may request a waiver from the Board authorizing the delivery of all or any portion of the Solid Waste generated within the District to a Solid Waste Facility other than a Designated Solid Waste Facility. The Board may grant a waiver from the obligation to deliver Solid Waste generated within the District to a Designated Solid Waste Facility if the Board finds that issuance of a waiver for the Solid Waste, the subject of the waiver request: (a) is not inconsistent with projections contained in the Plan; (b) will not adversely affect the implementation and financing of the Plan pursuant to the implementation schedule

contained in the Plan; and (c) assures the Maximum Feasible Utilization of existing in-District Designated Solid Waste Facilities. Any Person or Applicant who submits a waiver request pursuant to this rule shall submit documents and information for consideration by the Board that support the issuance of the requested waiver. Any waiver granted by the Board shall be the subject of a waiver agreement by and between the Board and the Person or Applicant setting forth the terms of such waiver and waiver fee, if any. This rule does not apply to any contract by and between the Board and any Person relating to the transportation, delivery, disposal, or processing of Solid Waste.

**ACSWD-16: Reporting Recyclable Material Collection**

Any Person that collects Solid Waste generated within the District is required to report the amount of Recyclable Materials collected by such Person. Recyclable Materials collected and recycled shall be reported by Recyclable Material type (i.e., news print, corrugated, brown, green, or clear glass, HDPE, PET, aluminum, ferrous, etc.) in pounds or tons. The weight of all Solid Waste and Recyclable Materials collected by a Person shall be provided to the District on a quarterly basis. The amounts recyclable must be provided no later than sixty (60) days following the end of each calendar quarter.

**ACSWD-17: Construction, Modification and Improvements to Solid Waste Facilities**

No Person shall construct, enlarge, improved, Modify or replacement any Solid Waste Facility until General Plans and Specifications of the proposed improvement or Modification have been submitted to and approved by the Board as complying with the Plan. General Plans and Specifications shall be submitted to the Board, Attn: District Coordinator, 110 Cottage Street, Second Floor, Ashland, Ohio 44805. All such General Plans and Specifications shall be clearly marked as complying with the requirements of this rule and Section 343.01(G)(2) of the Revised Code. This rule does not apply to a Solid Waste Facility owned, operated, or to be owned or operated, by the District.

The Board will not consider any criteria that would establish design standards that are addressed by the rules of the Ohio Environmental Protection Agency for the issuance of a permit for the construction, modification and operation of a solid waste facility.

**E. Rule Approval Process**

Proposed rules shall be adopted and enforced by the Board of County Commissioners as provided in section 343.01(G).



## **APPENDIX R**

# BLANK SURVEY FORMS AND RELATED INFORMATION





February 2022

Dear Facility Manager:

**THE ASHLAND COUNTY SOLID WASTE DISTRICT NEEDS YOUR HELP.**

You can help us track local recycling efforts and fulfill our state reporting obligations by participating in a brief survey regarding the total amount recycled by your workplace in 2021. The data you provide will be combined with other businesses' data, so your individual organization's information will not be identified. The information you supply will help us provide programs that meet the needs of our local community.

**How to participate in our brief survey:**

The survey asks for the total tons recycled in 2021, which can typically be found on hauler invoices or receipts from processors/brokers of recyclable materials. If weights are not provided to you, you may be able to request this information from your service provider. Completing the survey should take only a few minutes.

Please complete your survey by **March 26, 2022** by following the steps below:

1. Visit <https://bit.ly/AshlandRecycles2021>\*
2. Follow the instructions for completing the survey and check for accuracy
3. Click "Submit Survey"

If you have questions about the survey or would like to complete a paper survey, please contact Emily Barber, the District's consultant, at GT Environmental. Emily can be reached at [ebarber@gtenvironmental.com](mailto:ebarber@gtenvironmental.com) or **614-794-3570**.

We greatly appreciate your willingness to participate and value your feedback.

Sincerely,

Cindy Brady Ashland County Solid Waste District Coordinator

\*In the event you cannot reach the survey by the shortened link above, please use:  
<https://survey.alchemer.com/s3/6691896/Ashland-2021-Business-Recycling-Survey-copy> or scan:





## 2021 Business Recycling Survey

This recycling survey is being conducted by the Ashland County Solid Waste District to identify the type and amount of recyclables generated **within Ashland County during 2021**. The District will use this information for summary purposes only; no company's survey response will be reported individually. Your response to this survey will help measure Ashland County's progress toward state-mandated recycling goals and help us provide programs that meet local needs.

PLEASE RETURN COMPLETED SURVEY VIA THE EMAIL BELOW AS SOON AS POSSIBLE:

Email: [jskora@ashlandcounty.org](mailto:jskora@ashlandcounty.org)

If you have any questions or need assistance completing the survey,  
contact the District, at (419) 282-4338 or the email above.

**1. Contact Information (this information will be kept private):**

Company Name: \_\_\_\_\_

Company Mailing Address: \_\_\_\_\_

Contact Name: \_\_\_\_\_ Number of Employees: \_\_\_\_\_

Phone Number: \_\_\_\_\_ Email address: \_\_\_\_\_

I would like someone to reach out to me for more information about recycling options.

**2. Does your organization recycle? (please check one)**

Yes (**CONTINUE**)

No (**END – Please return survey as directed above**)

**3. Materials Recycled in 2021**

Please complete the following table (cont. on other side) by reporting the amount of materials recycled in **2021** that were generated **within Ashland County**. In the "Amount" column, enter the quantity recycled in 2021, then check the unit of measurement in the "Measurement" column. You may estimate if necessary. In the "Recycler" column, please indicate the hauler that collects the reported material or where the material will go after it leaves your establishment.

Material	Amount	Measurement	Name of Recycler or Hauler
<b>Example:</b> Mixed/Commingled Recycling	<b>3.5</b>	<input type="checkbox"/> Pounds <input checked="" type="checkbox"/> Tons <input type="checkbox"/> Cubic Yards	Recycling Brothers of Ohio
Mixed/Commingled Recycling		<input type="checkbox"/> Pounds <input type="checkbox"/> Tons <input type="checkbox"/> Cubic Yards	
Paper (Newsprint, Office, Glossy, Books etc.)		<input type="checkbox"/> Pounds <input type="checkbox"/> Tons <input type="checkbox"/> Cubic Yards	
Cardboard/Paperboard		<input type="checkbox"/> Pounds <input type="checkbox"/> Tons <input type="checkbox"/> Cubic Yards	
Glass		<input type="checkbox"/> Pounds <input type="checkbox"/> Tons <input type="checkbox"/> Cubic Yards	
Plastics (#1-#7)		<input type="checkbox"/> Pounds <input type="checkbox"/> Tons <input type="checkbox"/> Cubic Yards	

Material	Amount	Measurement	Name of Recycler or Hauler
Other Plastic Bags/Film Plastics		<input type="checkbox"/> Pounds <input type="checkbox"/> Tons <input type="checkbox"/> Cubic Yards	
Ferrous Metals (Steel, Iron): NO auto bodies or construction/demolition materials such as rebar		<input type="checkbox"/> Pounds <input type="checkbox"/> Tons <input type="checkbox"/> Cubic Yards	
Non-Ferrous Metals (Aluminum, Copper, Brass): NO auto bodies or construction/demolition materials such as aluminum siding		<input type="checkbox"/> Pounds <input type="checkbox"/> Tons <input type="checkbox"/> Cubic Yards	
Wood (Excluding Pallets)		<input type="checkbox"/> Pounds <input type="checkbox"/> Tons <input type="checkbox"/> Cubic Yards	
Wood - Pallets		<input type="checkbox"/> Pounds <input type="checkbox"/> Tons <input type="checkbox"/> Cubic Yards <input type="checkbox"/> Number/Units	
Food NO Cooking Oil		<input type="checkbox"/> Pounds <input type="checkbox"/> Tons <input type="checkbox"/> Cubic Yards <input type="checkbox"/> Gallons	
Yard Waste (Grass, Leaves, Branches)		<input type="checkbox"/> Pounds <input type="checkbox"/> Tons <input type="checkbox"/> Cubic Yards	
Appliances (White Goods)		<input type="checkbox"/> Pounds <input type="checkbox"/> Tons <input type="checkbox"/> Cubic Yards <input type="checkbox"/> Number/Units	
Rubber (Excluding Tires)		<input type="checkbox"/> Pounds <input type="checkbox"/> Tons <input type="checkbox"/> Cubic Yards	
Used Tires		<input type="checkbox"/> Pounds <input type="checkbox"/> Tons <input type="checkbox"/> Cubic Yards <input type="checkbox"/> Number/Units	
Electronics (Residential: Computers, TVs, Cellphones, etc.)		<input type="checkbox"/> Pounds <input type="checkbox"/> Tons <input type="checkbox"/> Cubic Yards	
Dry-cell/Household Batteries		<input type="checkbox"/> Pounds <input type="checkbox"/> Tons <input type="checkbox"/> Cubic Yards <input type="checkbox"/> Gallons	
Lead-acid Batteries (i.e. Automotive Batteries)		<input type="checkbox"/> Pounds <input type="checkbox"/> Tons <input type="checkbox"/> Cubic Yards <input type="checkbox"/> Number/Units	
Ink/Toner Cartridges		<input type="checkbox"/> Pounds <input type="checkbox"/> Tons <input type="checkbox"/> Cubic Yards <input type="checkbox"/> Number/Units	
Textiles (Clothing, Fabrics)		<input type="checkbox"/> Pounds <input type="checkbox"/> Tons <input type="checkbox"/> Cubic Yards	
Non-Exempt Foundry Sand		<input type="checkbox"/> Pounds <input type="checkbox"/> Tons <input type="checkbox"/> Cubic Yards	
Ash (recycled only)		<input type="checkbox"/> Pounds <input type="checkbox"/> Tons <input type="checkbox"/> Cubic Yards	
Flue Gas Desulfurization Waste		<input type="checkbox"/> Pounds <input type="checkbox"/> Tons <input type="checkbox"/> Cubic Yards	
Other (specify): _____		<input type="checkbox"/> Pounds <input type="checkbox"/> Tons <input type="checkbox"/> Cubic Yards	
Other (specify): _____		<input type="checkbox"/> Pounds <input type="checkbox"/> Tons <input type="checkbox"/> Cubic Yards	

(Optional): The following chart may provide assistance with calculating **cardboard** recycling:

Cardboard Dumpster	Size of Dumpster (cubic Yards) (a)	Percentage Full When Picked Up (b)	No. of Pickups per Week (c)	Estimated Cardboard Recycled (Tons) $(a) \times (b) \times (c) \times 52 / 20$
<i>Example</i>	<i>6 cubic yards</i>	<i>80% full</i>	<i>1 time/week</i>	<i><math>(6 \times 0.80 \times 1 \times 52 / 20) = 12.48</math> tons</i>
1				
2				
3				
<b>Total Cardboard Recycled in Tons (Enter in Cardboard row below)</b>				

**THANK YOU FOR YOUR HELP!**





February 2022

Dear Facility Manager:

**THE ASHLAND COUNTY SOLID WASTE DISTRICT NEEDS YOUR HELP.**

You can help us track local recycling efforts and fulfill our state reporting obligations by participating in a brief survey regarding the total pounds/tons recycled by your workplace in 2020. The data you provide will be combined with other businesses' data, so your individual company's or organization's information will not be identified. The information you supply will help us provide programs that meet the needs of our local community.

**How to participate in our brief survey:**

Please complete the survey using only calendar year 2021 information. Only materials generated **within Ashland County, OH** should be reported. Completing this survey should take only a few minutes.

Please complete your survey by **March 26, 2022** by following the steps below:

1. Visit <https://bit.ly/Ashland2021B>\*
2. Follow the instructions for completing the survey and check for accuracy
3. Click "Submit Survey"

If you have questions about the survey or would like to complete a paper survey, please contact Emily Barber, the District's consultant, at GT Environmental. Emily can be reached at [ebarber@gtenvironmental.com](mailto:ebarber@gtenvironmental.com) or **614-794-3570**.

We greatly appreciate your willingness to participate and value your feedback.

Sincerely,

Cindy Brady  
Ashland County Solid Waste District Coordinator

\*In the event you cannot reach the survey by the shortened link above, please use:  
<https://survey.alchemer.com/s3/6692094/Ashland-County-2021-Brokers-Processors-Survey-copy> or scan:





# Ashland County Solid Waste District

## 2021 Broker/Processor Recycling Survey

This recycling survey is being conducted by the Ashland County Solid Waste District to identify the type and amount of recyclables generated **within Ashland County during 2021**. The District will use this information for summary purposes only; no company's survey response will be reported individually. Your response to this survey will help measure Ashland County's progress toward state-mandated recycling goals and help us provide programs that meet local needs.

PLEASE RETURN COMPLETED SURVEY BY **MARCH 26, 2022** USING ONE OF THESE METHODS:

Email: ebarber@gtenvironmental.com  
Fax: (614) 899-9255

If you have any questions or need assistance completing the survey, contact the District's consultant, Emily Barber, at (614) 794-3570 or the email above.

### 1. Contact Information (this information will be kept private):

Company Name: \_\_\_\_\_

Company Mailing Address: \_\_\_\_\_

Contact Name: \_\_\_\_\_ Number of Employees: \_\_\_\_\_

Phone Number: \_\_\_\_\_ Email address: \_\_\_\_\_

### 2. Materials Recycled in 2021

Please complete the following table by reporting the amount of materials recycled in **2021** that were generated **within Ashland County**. Indicate whether materials were generated by residents, institutions, and commercial businesses (such as retail stores, office buildings, hospitals, or schools) or industrial (manufacturing) facilities using the "Quantity" columns below. You may estimate if necessary. Check the appropriate unit of measurement in the "Measurement" columns.

Material	Residential/ Institutional/ Commercial Quantity	Measurement	Industrial Quantity	Measurement
Mixed/Commingled Recycling		<input type="checkbox"/> Pounds <input type="checkbox"/> Tons <input type="checkbox"/> Cubic Yards		<input type="checkbox"/> Pounds <input type="checkbox"/> Tons <input type="checkbox"/> Cubic Yards
Paper (Newsprint, Office, Glossy, Books etc.)		<input type="checkbox"/> Pounds <input type="checkbox"/> Tons <input type="checkbox"/> Cubic Yards		<input type="checkbox"/> Pounds <input type="checkbox"/> Tons <input type="checkbox"/> Cubic Yards
Cardboard/Paperboard		<input type="checkbox"/> Pounds <input type="checkbox"/> Tons <input type="checkbox"/> Cubic Yards		<input type="checkbox"/> Pounds <input type="checkbox"/> Tons <input type="checkbox"/> Cubic Yards
Glass		<input type="checkbox"/> Pounds <input type="checkbox"/> Tons <input type="checkbox"/> Cubic Yards		<input type="checkbox"/> Pounds <input type="checkbox"/> Tons <input type="checkbox"/> Cubic Yards
Ferrous Metals (Steel, Iron): <i>NO</i> auto bodies or construction/demolition materials such as rebar.		<input type="checkbox"/> Pounds <input type="checkbox"/> Tons <input type="checkbox"/> Cubic Yards		<input type="checkbox"/> Pounds <input type="checkbox"/> Tons <input type="checkbox"/> Cubic Yards
Non-Ferrous Metals (Aluminum, Copper, Brass): <i>NO</i> auto bodies or construction/demolition materials such as aluminum siding		<input type="checkbox"/> Pounds <input type="checkbox"/> Tons <input type="checkbox"/> Cubic Yards		<input type="checkbox"/> Pounds <input type="checkbox"/> Tons <input type="checkbox"/> Cubic Yards
Plastics (#1-#7)		<input type="checkbox"/> Pounds <input type="checkbox"/> Tons <input type="checkbox"/> Cubic Yards		<input type="checkbox"/> Pounds <input type="checkbox"/> Tons <input type="checkbox"/> Cubic Yards
Other Plastic Bags/Film Plastics		<input type="checkbox"/> Pounds <input type="checkbox"/> Tons <input type="checkbox"/> Cubic Yards		<input type="checkbox"/> Pounds <input type="checkbox"/> Tons <input type="checkbox"/> Cubic Yards
Wood (Excluding Pallets)		<input type="checkbox"/> Pounds <input type="checkbox"/> Tons <input type="checkbox"/> Cubic Yards		<input type="checkbox"/> Pounds <input type="checkbox"/> Tons <input type="checkbox"/> Cubic Yards

Material	Residential/ Institutional/ Commercial Quantity	Measurement	Industrial Quantity	Measurement
Wood - Pallets		<input type="checkbox"/> Pounds <input type="checkbox"/> Cubic Yards <input type="checkbox"/> Tons <input type="checkbox"/> Number/Units		<input type="checkbox"/> Pounds <input type="checkbox"/> Cubic Yards <input type="checkbox"/> Tons <input type="checkbox"/> Number/Units
Food NO Cooking Oil		<input type="checkbox"/> Pounds <input type="checkbox"/> Cubic Yards <input type="checkbox"/> Tons <input type="checkbox"/> Gallons		<input type="checkbox"/> Pounds <input type="checkbox"/> Cubic Yards <input type="checkbox"/> Tons <input type="checkbox"/> Gallons
Yard Waste (Grass, Leaves, Branches)		<input type="checkbox"/> Pounds <input type="checkbox"/> Cubic Yards <input type="checkbox"/> Tons		<input type="checkbox"/> Pounds <input type="checkbox"/> Cubic Yards <input type="checkbox"/> Tons
Appliances (White Goods)		<input type="checkbox"/> Pounds <input type="checkbox"/> Cubic Yards <input type="checkbox"/> Tons		<input type="checkbox"/> Pounds <input type="checkbox"/> Cubic Yards <input type="checkbox"/> Tons
Rubber (Excluding Tires)		<input type="checkbox"/> Pounds <input type="checkbox"/> Cubic Yards <input type="checkbox"/> Tons		<input type="checkbox"/> Pounds <input type="checkbox"/> Cubic Yards <input type="checkbox"/> Tons
Used Tires		<input type="checkbox"/> Pounds <input type="checkbox"/> Cubic Yards <input type="checkbox"/> Tons <input type="checkbox"/> Number/Units		<input type="checkbox"/> Pounds <input type="checkbox"/> Cubic Yards <input type="checkbox"/> Tons <input type="checkbox"/> Number/Units
Used Motor Oil (Residential Only)		<input type="checkbox"/> Pounds <input type="checkbox"/> Cubic Yards <input type="checkbox"/> Tons <input type="checkbox"/> Gallons		<input type="checkbox"/> Pounds <input type="checkbox"/> Cubic Yards <input type="checkbox"/> Tons <input type="checkbox"/> Gallons
Used Antifreeze (Residential Only)		<input type="checkbox"/> Pounds <input type="checkbox"/> Cubic Yards <input type="checkbox"/> Tons <input type="checkbox"/> Gallons		<input type="checkbox"/> Pounds <input type="checkbox"/> Cubic Yards <input type="checkbox"/> Tons <input type="checkbox"/> Gallons
Household Hazardous Waste (Residential Only)		<input type="checkbox"/> Pounds <input type="checkbox"/> Cubic Yards <input type="checkbox"/> Tons		<input type="checkbox"/> Pounds <input type="checkbox"/> Cubic Yards <input type="checkbox"/> Tons
Electronics (Residential: Computers, TVs, Cellphones, etc.)		<input type="checkbox"/> Pounds <input type="checkbox"/> Cubic Yards <input type="checkbox"/> Tons		<input type="checkbox"/> Pounds <input type="checkbox"/> Cubic Yards <input type="checkbox"/> Tons
Dry-cell/Household Batteries		<input type="checkbox"/> Pounds <input type="checkbox"/> Cubic Yards <input type="checkbox"/> Tons <input type="checkbox"/> Gallons		<input type="checkbox"/> Pounds <input type="checkbox"/> Cubic Yards <input type="checkbox"/> Tons <input type="checkbox"/> Gallons
Lead-acid Batteries (i.e. Automotive Batteries)		<input type="checkbox"/> Pounds <input type="checkbox"/> Cubic Yards <input type="checkbox"/> Tons <input type="checkbox"/> Number/Units		<input type="checkbox"/> Pounds <input type="checkbox"/> Cubic Yards <input type="checkbox"/> Tons <input type="checkbox"/> Number/Units
Ink/Toner Cartridges		<input type="checkbox"/> Pounds <input type="checkbox"/> Cubic Yards <input type="checkbox"/> Tons <input type="checkbox"/> Number/Units		<input type="checkbox"/> Pounds <input type="checkbox"/> Cubic Yards <input type="checkbox"/> Tons <input type="checkbox"/> Number/Units
Textiles (Clothing, Fabrics)		<input type="checkbox"/> Pounds <input type="checkbox"/> Cubic Yards <input type="checkbox"/> Tons		<input type="checkbox"/> Pounds <input type="checkbox"/> Cubic Yards <input type="checkbox"/> Tons
Non-Exempt Foundry Sand		<input type="checkbox"/> Pounds <input type="checkbox"/> Cubic Yards <input type="checkbox"/> Tons		<input type="checkbox"/> Pounds <input type="checkbox"/> Cubic Yards <input type="checkbox"/> Tons
Ash (recycled only)		<input type="checkbox"/> Pounds <input type="checkbox"/> Cubic Yards <input type="checkbox"/> Tons		<input type="checkbox"/> Pounds <input type="checkbox"/> Cubic Yards <input type="checkbox"/> Tons
Flue Gas Desulfurization Waste		<input type="checkbox"/> Pounds <input type="checkbox"/> Cubic Yards <input type="checkbox"/> Tons		<input type="checkbox"/> Pounds <input type="checkbox"/> Cubic Yards <input type="checkbox"/> Tons
Other (specify):		<input type="checkbox"/> Pounds <input type="checkbox"/> Cubic Yards <input type="checkbox"/> Tons		<input type="checkbox"/> Pounds <input type="checkbox"/> Cubic Yards <input type="checkbox"/> Tons
Other (specify):		<input type="checkbox"/> Pounds <input type="checkbox"/> Cubic Yards <input type="checkbox"/> Tons		<input type="checkbox"/> Pounds <input type="checkbox"/> Cubic Yards <input type="checkbox"/> Tons

### 3. Other Processors

If materials collected by your establishment that were reported above are sent to another company to be processed or recycled, please identify the type, quantity, and destinations of materials in the table below. This information is used to avoid double-counting material that has been recycled within Ashland County.

Facility	Type of Recyclable	Amount

**THANK YOU FOR YOUR HELP!**



# **APPENDIX S**

## **SITING STRATEGY**



## **APPENDIX S. Siting Strategy**

The District is not planning to develop or construct a District owned and or operated solid waste facility in the planning period.

The District's Siting Strategy includes the following for non-District facilities:

Submission and review of general plans and specifications and application of the Siting Strategy to proposals to modify or construct solid waste facilities within the District must demonstrate how such modifications or construction of solid waste facilities within the District maximize the feasible utilization of existing in-District solid waste facilities.

For purposes of implementing the Siting Strategy, proposals to modify or construct a solid waste facility within the District, shall include the process by which the Board of County Commissioners (Board) shall review proposals for the construction and modification of any solid waste facilities within the District, and determine whether such proposals comply with the District Plan.

### **A. Purpose and Objective**

The District Siting Strategy for solid waste facilities insures that proposals to construct a new solid waste facility within the District or modify an existing in-District solid waste facility are in compliance with the Plan. The Board may not approve the general plans and specifications for any proposed solid waste facility or modification of an existing in-District solid waste facility where the modification, construction and operation of the proposed solid waste facility, as determined by the Board, will:

- Adversely affect the Board's ability to finance and implement the Plan;
- Interfere with the Board's obligation to provide for the maximum feasible utilization of existing in-District solid waste facilities;
- Materially and adversely affect the quality of life of residents from the proposed modification or construction of a solid waste facility; or
- Materially and adversely affect the local community, including commercial businesses, from the proposed modification or construction of a solid waste facility and the adequacy of existing infrastructure to serve the proposed solid waste facility as modified or constructed.

Except as otherwise provided herein, all proposed solid waste facilities, whether to be sited by or on behalf of the District or by and on behalf of any person, municipal corporation, township or other political subdivision, shall be subject to the Siting Strategy and shall comply with the requirement to submit general plans

and specifications to the Board for its determination that the modification or construction of the solid waste facility complies with the Plan.

**B. Siting Procedure and Limited Exemptions**

Notwithstanding the foregoing requirement, existing in-District solid waste facilities specifically identified in the Plan are not subject to the Siting Strategy unless the owner/operator of any such in-District solid waste facility proposes a modification to the operation of the in-District solid waste facility that:

- Requires the approval of the Director of the Ohio Environmental Protection Agency; or
- Involves a change in the type of material, manner of operation or activities conducted at the solid waste facility (i.e., a conversion of a legitimate recycling facility to a transfer station, or acceptance of food waste at a yard waste composting facility).

**C. Requirements**

The District requires the general plans and specifications for all proposals to construct any solid waste facility within the District or modify any existing in-District solid waste facility be submitted to the Board for determination by the Board of whether such general plans and specifications demonstrate that the proposed modification or construction of a solid waste facility complies with the Plan.

The District Policy Committee and Board carefully evaluated the present and future facility needs of the District. The *Plan Update* includes all the solid waste facilities that the District needs to effectively and efficiently manage the transfer, disposal, composting and recycling of solid waste and implement the District Solid Waste Management Plan. In order to assure that the District can meet the obligations to which it is committed in the Plan, the District must determine if any new solid waste facility or modification of an existing in-District solid waste facility complies with the Plan and will not adversely affect the District's ability to finance and implement the Plan.

In order to facilitate the Board's determination of whether a proposed solid waste facility complies with the Plan, the Board must have general plans and specifications submitted to the Board that contain sufficient detail to make the determination of whether the proposal to construct or modify a solid waste facility complies with the Plan. The Board also has an interest in assuring that any solid waste facility that is constructed or modified is appropriately designed and sited to meet its intended purpose without creating excessive burdens upon county facilities and services, or properties from the solid waste facility that will be constructed or modified.

The rules clearly state that the Board will not consider any criteria that would establish design standards that are addressed by the rules of the Ohio Environmental Protection

Agency for the issuance of a permit for the construction, modification and operation of a solid waste facility.

**D. Procedure Implementing Siting Strategy Information**

Unless otherwise provided herein, or unless an exemption or waiver to this siting procedure has been granted by the Board, the following procedure and process shall be followed in the event that any person proposes to construct a solid waste facility within the District or modify an existing in-District solid waste facility:

**Step 1: Submittal of Plans and Specifications**

Any person, municipal corporation, township or other political subdivision proposing to construct a solid waste facility or modify an existing in-District solid waste facility shall:

1. Provide general plans and specifications of the proposal to construct or modify the solid waste facility to the Board. Such general plans and specifications shall include, but are not limited to, the following documents and information:
  - (a) A site plan for the proposed solid waste facility;
  - (b) Architectural drawings of the proposed solid waste facility with a view of properties within 300 feet and within 500 feet of the proposed solid waste facility;
  - (c) Availability of necessary utilities;
  - (d) Projected size and capacity of the proposed solid waste facility;
  - (e) Hours of operations;
  - (f) Anticipated source of solid waste or recyclable materials to be received at the proposed solid waste facility. If recycling activities will be conducted at the proposed solid waste facility, a detailed description of the recycling activities shall be submitted, including materials to be recycled, technology to be utilized to accomplish the separation and processing of the recyclable materials, the anticipated percentage of solid waste reduction resulting from the operation of the solid waste facility and the identification of the market or markets for the sale of the recyclable materials recovered at the solid waste facility;
  - (g) Types and anticipated number of vehicles that will deliver and/or transport solid waste to or from in the proposed solid waste facility on an hourly and daily basis;
  - (h) Routes to be used by vehicles utilizing the solid waste facility and of ingress and egress to the solid waste facility; and

- (i) Any other information necessary for the Board to evaluate whether the proposal to construct or modify a solid waste facility complies with the plan and demonstrates that the proposed solid waste facility as constructed or modified satisfies the requirements identified in the Siting Strategy.
2. Adequately demonstrate to the Board that the construction or modification and subsequent operations of the proposed solid waste facility will:
- (a) Be consistent with the goals, objectives, protections and strategies contained in the Plan;
  - (b) Not adversely affect financing or the implementation of the Plan;
  - (c) Not adversely affect the Board's obligation to provide for the maximum feasible utilization of existing in-District solid waste facilities;
  - (d) Be harmonious and appropriate in appearance and use with the existing character of the area of the proposed solid waste facility;
  - (e) Be served by essential public utilities and services;
  - (f) Not create excessive additional cost to the District to construct or improve governmentally provided facilities or services;
  - (g) Not be detrimental to the economic welfare of the community;
  - (h) Not involve excessive production of traffic, noise, smoke, fumes, or odors;
  - (i) Have vehicular approaches to the property that are designed not to create interference with traffic;
  - (j) Not result in the destruction, loss or damage of a natural, scenic, or historic feature of major importance; and
  - (k) Not adversely affect property values.

The Board may request that the person who submits general plans and specifications to the Board provide additional information to complete those general plans and specifications, and demonstrate to the Board that the construction, modification and subsequent operation of the solid waste facility will comply with the Plan.

**Step 2: Board Review**

The Board shall review the information submitted for a proposal to construct or modify a solid waste facility within the District to determine whether the general plans and specifications and additional information demonstrate that the proposed construction or



modification of the solid waste facility and its subsequent operation complies with the Plan. The Board may expend District funds to employ a consultant or consultants familiar with the solid waste facility that is proposed to be constructed or modified and its subsequent operation, land use planning and solid waste planning to assist the Board in implementing this Siting Strategy and in the Board's determination of whether a proposed solid waste facility or a modification of existing in-District solid waste facility complies with the Plan.

Within sixty (60) days of receiving the general plans and specifications from an applicant, the Board shall make a determination as to whether the general plans and specifications contain sufficient information for the Board to complete its review of the proposal. In the event the Board determines that additional information is necessary to complete the Board's review of the proposal, the Board shall notify the applicant of such request in writing.

Within ninety (90) days of determining that the applicant has submitted a complete set of general plans and specifications, the Board shall determine whether the proposal complies with the Plan and adequately address the criteria identified in this Siting Strategy. The Board shall notify the applicant of its decision in writing. While the Board has broad discretion regarding the approval of general plans and specifications for a proposed solid waste facility or modification of an existing in-District solid waste facility, it is the intention of this Siting Strategy that the Board shall not approve general plans and specifications for a proposed solid waste facility unless the Board determines that the proposed solid waste facility and modification of an existing in-District solid waste facility complies with the Plan and demonstrates to the Board that the requirements of this Siting Strategy have been adequately addressed by the applicant.

### **Step 3: Development Agreement**

In the event the Board determines that the proposed construction or modification and subsequent operation of a solid waste facility complies with the Plan, the person, municipal corporation, corporation, township or other political subdivision proposing to construct or modify the solid waste facility shall enter into a development agreement with the Board which memorializes the obligations that are the basis of the Board's conclusion that the general plans and specifications demonstrate that the proposed solid waste facility or its modification complies with the Plan. The person proposing to construct or modify a solid waste facility shall have an ongoing obligation to comply with the Plan as well as the terms and conditions contained in the development agreement.

### **Waiver**

The Board reserves the right to waive application of the requirement for the submission and Board approval of general plans and specifications or waive any portion of the Siting Strategy or otherwise grant exceptions to the rules of the District, if the Board concludes that such waiver, modification or amendment is in the best interest of the District, its

residents and businesses and will assist the Board in the successful implementation of the Plan.

A determination by the Board to construct or modify any District-owned solid waste facility or program shall be deemed to be in compliance with the Plan and District rules.



# **APPENDIX T**

## MISCELLANEOUS PLAN DOCUMENTS



**CERTIFICATION STATEMENT FOR THE DRAFT PLAN**

We as representatives of the Solid Waste Management Policy Committee (SWMPC) of the Ashland County Solid Waste District (District), do hereby certify that to the best of our knowledge and belief, the statements, demonstrations and all accompanying materials that comprise the draft District Solid Waste Management Plan Update, and the availability of and access to sufficient solid waste management facility capacity to meet the solid waste management needs of the District for the 15 year period covered by the Plan Update are accurate and are in compliance with the requirements in the *District Solid Waste Management Plan Format*, revision 4.1.

Rick Ewins motion made by.

JASON COUNTS seconded the motion.

Vote was taken and resulted as follows:

Policy Committee Members: YES: 5 NO: 0

Certified by:



Date:

8-3-23

## **PUBLIC NOTICE – ASHLAND COUNTY SOLID WASTE DISTRICT**

### **Public Comment Period and Public Hearing for Draft Solid Waste Management Plan**

The Ashland County Solid Waste District (District) is establishing a 30-day written comment period (Wednesday, May 1, 2024, until Thursday, May 30, 2024) on the draft solid waste management plan (Plan) (Ohio Revised Code Section 3734.55). The District has prepared a draft solid waste management plan as required by Section 3734.54 of the Ohio Revised Code. Once the 30-day written comment period is over, the District will hold one public hearing to obtain oral comments regarding the Plan on Thursday, June 6, 2024, at the Ashland County Administration Building, 110 Cottage Street, Second Floor, Commissioners Hearing Room, Ashland, Ohio 44805 at 9:15 am. The District Policy Committee will meet after the hearing to consider comments on the solid waste plan from both the 30-day written comment period and public hearing.

The draft plan is available for review on the District's Website at:

<https://www.ashlandcountyoh.us/county-services/solid-waste-district/solid-waste-plan-policy-committee-annual-district-report/solid-waste-plan-policy-committee-annual-district-report>

or a hard copy for review at the following location:

Ashland County Commissioners  
110 Cottage Street, 2nd Floor  
Ashland, OH 44805

The District will accept written comments, as required by Ohio Revised Code Section 3734.55, on the draft Plan Update from May 1, 2024 – May 30, 2024. Written comments must be submitted by May 30, 2024, via regular mail to Mr. James Skora, District Coordinator, Ashland County Solid Waste District, 110 Cottage Street, 2nd Floor, Ashland, Ohio 44805, or by email to: [jskora@ashlandcounty.org](mailto:jskora@ashlandcounty.org) Please call (419) 282-4338 with any questions about the draft Plan, public comment period or public hearing.

The draft Plan includes a budget and fees to finance the Plan, a solid waste facility inventory, projections and strategies, facilities and programs to be used, and an analysis of the progress made toward achieving state solid waste reduction goals. The draft Plan includes six chapters that are prepared specifically for the public's review. They include: Introduction, District Profile, Waste Generation, Waste Management, Waste Reduction and Recycling and Budget.

This draft Plan is an update to a previously approved solid waste plan. This draft Plan details the following: Recycling Infrastructure Inventory, Population Data, Disposal Data, Residential/Commercial/Industrial Recycling Data, Waste Generation Data, a Strategic Evaluation of Old and New Proposed District Programs, Methodology to Select Program Priorities, Achievement of State Recycling Goals, Education and Outreach Programs, Greenhouse Gas Emissions Calculations, Financial Data, Designation of Facilities, and Siting Strategy for solid waste facilities.

The draft plan includes a demonstration of access to capacity that determines there is more than fifteen years of landfill capacity available to the District. Under this plan, the Board of Commissioners are authorized to designate facilities in accordance with Section 343.013, 343.014 and 343.015 of the Ohio Revised Code.

The draft Plan complies with State Plan Goal #1: Providing infrastructure for recycling to over 80% of the population in Ashland County. The District is committed to maintaining its achievement of Goal #1. The District also meets and or exceeds State Plan Goal #2, 3, 4, 5, 6, 8 and 10 and is working to achieve State Plan Goals #7 and 9. The District funds plan programs, current operations and post closure care of the Ashland County Landfill (permanently closed) through a contract fee with designated facilities that accept solid waste from the District.

Please call (419) 282-4338 with any questions about the 30-day public comment period, public hearing or on the draft solid waste plan.

## **PUBLIC NOTICE – ASHLAND COUNTY SOLID WASTE DISTRICT**

### **Public Comment Period and Public Hearing for Draft Solid Waste Management Plan**

The Ashland County Solid Waste District (District) is establishing a 30-day written comment period (Wednesday, May 1, 2024, until Thursday, May 30, 2024) on the draft solid waste management plan (Plan) (Ohio Revised Code Section 3734.55). The District has prepared a draft solid waste management plan as required by Section 3734.54 of the Ohio Revised Code. Once the 30-day written comment period is over, the District will hold one public hearing to obtain oral comments regarding the Plan on Thursday, June 6, 2024, at the Ashland County Administration Building, 110 Cottage Street, Second Floor, Commissioners Hearing Room, Ashland, Ohio 44805 at 9:15 am. The District Policy Committee will meet after the hearing to consider comments on the solid waste plan from both the 30-day written comment period and public hearing.

The draft plan is available for review on the District's Website at:

<https://www.ashlandcountyoh.us/county-services/solid-waste-district/solid-waste-plan-policy-committee-annual-district-report/solid-waste-plan-policy-committee-annual-district-report>

or a hard copy for review at the following location:

Ashland County Commissioners  
110 Cottage Street, 2nd Floor  
Ashland, OH 44805

The District will accept written comments, as required by Ohio Revised Code Section 3734.55, on the draft Plan Update from May 1, 2024 – May 30, 2024. Written comments must be submitted by May 30, 2024, via regular mail to Mr. James Skora, District Coordinator, Ashland County Solid Waste District, 110 Cottage Street, 2nd Floor, Ashland, Ohio 44805, or by email to: [jskora@ashlandcounty.org](mailto:jskora@ashlandcounty.org) Please call (419) 282-4338 with any questions about the draft Plan, public comment period or public hearing.

The draft Plan includes a budget and fees to finance the Plan, a solid waste facility inventory, projections and strategies, facilities and programs to be used, and an analysis of the progress made toward achieving state solid waste reduction goals. The draft Plan includes six chapters that are prepared specifically for the public's review. They include: Introduction, District Profile, Waste Generation, Waste Management, Waste Reduction and Recycling and Budget.

This draft Plan is an update to a previously approved solid waste plan. This draft Plan details the following: Recycling Infrastructure Inventory, Population Data, Disposal Data, Residential/Commercial/Industrial Recycling Data, Waste Generation Data, a Strategic Evaluation of Old and New Proposed District Programs, Methodology to Select Program Priorities, Achievement of State Recycling Goals, Education and Outreach Programs, Greenhouse Gas Emissions Calculations, Financial Data, Designation of Facilities, and Siting Strategy for solid waste facilities.

The draft plan includes a demonstration of access to capacity that determines there is more than fifteen years of landfill capacity available to the District. Under this plan, the Board of Commissioners are authorized to designate facilities in accordance with Section 343.013, 343.014 and 343.015 of the Ohio Revised Code.

The draft Plan complies with State Plan Goal #1: Providing infrastructure for recycling to over 80% of the population in Ashland County. The District is committed to maintaining its achievement of Goal #1. The District also meets and or exceeds State Plan Goal #2, 3, 4, 5, 6, 8 and 10 and is working to achieve State Plan Goals #7 and 9. The District funds plan programs, current operations and post closure care of the Ashland County Landfill (permanently closed) through a contract fee with designated facilities that accept solid waste from the District.

Please call (419) 282-4338 with any questions about the 30-day public comment period, public hearing or on the draft solid waste plan.

**PUBLIC NOTICE – ASHLAND COUNTY SOLID WASTE DISTRICT**  
**Public Comment Period and Public Hearing for Draft Solid Waste Management Plan**

The Ashland County Solid Waste District (District) is establishing a 30-day written comment period (Wednesday, May 1, 2024, until Thursday, May 30, 2024) on the draft solid waste management plan (Plan) (Ohio Revised Code Section 3734.55). The District has prepared a draft solid waste management plan as required by Section 3734.54 of the Ohio Revised Code. Once the 30-day written comment period is over, the District will hold one public hearing to obtain oral comments regarding the Plan on Thursday, June 6, 2024, at the Ashland County Administration Building, 110 Cottage Street, Second Floor, Commissioners Hearing Room, Ashland, Ohio 44805 at 9:15 am. The District Policy Committee will meet after the hearing to consider comments on the solid waste plan from both the 30-day written comment period and public hearing.

The draft plan is available for review on the District's Website at:

<https://www.ashlandcountyoh.us/county-services/solid-waste-district/solid-waste-plan-policy-committee-annual-district-report/solid-waste-plan-policy-committee-annual-district-report>

or a hard copy for review at the following location:

Ashland County Commissioners  
110 Cottage Street, 2<sup>nd</sup> Floor  
Ashland, OH 44805

The District will accept written comments, as required by Ohio Revised Code Section 3734.55, on the draft Plan Update from May 1, 2024 – May 30, 2024. Written comments must be submitted by May 30, 2024, via regular mail to Mr. James Skora, District Coordinator, Ashland County Solid Waste District, 110 Cottage Street, 2<sup>nd</sup> Floor, Ashland, Ohio 44805, or by email to: [jskora@ashlandcounty.org](mailto:jskora@ashlandcounty.org) Please call (419) 282-4338 with any questions about the draft Plan, public comment period or public hearing.

The draft Plan includes a budget and fees to finance the Plan, a solid waste facility inventory, projections and strategies, facilities and programs to be used, and an analysis of the progress made toward achieving state solid waste reduction goals. The draft Plan includes six chapters that are prepared specifically for the public's review. They include: Introduction, District Profile, Waste Generation, Waste Management, Waste Reduction and Recycling and Budget.

This draft Plan is an update to a previously approved solid waste plan. This draft Plan details the following: Recycling Infrastructure Inventory, Population Data, Disposal Data, Residential/Commercial/Industrial Recycling Data, Waste Generation Data, a Strategic Evaluation of Old and New Proposed District Programs, Methodology to Select Program Priorities, Achievement of State Recycling Goals, Education and Outreach Programs, Greenhouse Gas Emissions Calculations, Financial Data, Designation of Facilities, and Siting Strategy for solid waste facilities.

The draft plan includes a demonstration of access to capacity that determines there is more than fifteen years of landfill capacity available to the District. Under this plan, the Board of Commissioners are authorized to designate facilities in accordance with Section 343.013, 343.014 and 343.015 of the Ohio Revised Code.

The draft Plan complies with State Plan Goal #1: Providing infrastructure for recycling to over 80% of the population in Ashland County. The District is committed to maintaining its achievement of Goal #1. The District also meets and or exceeds State Plan Goal #2, 3, 4, 5, 6, 8 and 10 and is working to achieve State Plan Goals #7 and 9. The District funds plan programs, current operations and post closure care of the Ashland County Landfill (permanently closed) through a contract fee with designated facilities that accept solid waste from the District.

Please call (419) 282-4338 with any questions about the 30-day public comment period, public hearing or on the draft solid waste plan.

## Resolution Adopting the Solid Waste Management Plan

### Resolution # 2024-01

A RESOLUTION DECLARING THAT THE AMENDED SOLID WASTE MANAGEMENT PLAN FOR THE ASHLAND COUNTY SOLID WASTE MANAGEMENT DISTRICT HAS BEEN ADOPTED.

Whereas, the Ashland County Solid Waste Management District ("District") completed the draft amended Solid Waste Management Plan ("Plan") and submitted it to the Ohio Environmental Protection Agency for review and comment on August 17, 2023 and the Ohio Environmental Protection Agency provided comments in a non-binding advisory opinion on October 2, 2023.

Whereas, the District's Policy Committee has reviewed the non-binding advisory opinion received from the Ohio Environmental Protection Agency and taken these comments into consideration and incorporated changes into the amended Plan as appropriate.


Whereas the District has conducted a 30-day comment period from May 1, 2024 to May 30, 2024 and a public hearing was held on June 6, 2024 to provide the public an opportunity to have comment on the Plan.

**NOW, THEREFORE, BE IT RESOLVED** that the District Policy Committee:

1. Adopts the amended Plan as the District Plan in the form submitted for public comment and the public hearing plus any final clerical non-substantive changes.
2. Certifies that, to the best of its knowledge and belief, the statements, demonstrations and all accompanying materials that comprise the District's Plan, and the availability of and access to sufficient solid waste management facility capacity to meet the solid waste management needs of the District for the fifteen-year period covered by the Plan, are accurate and are in compliance with the requirements of the District Solid Waste Management Plan Format Revision 4.1.
3. Directs that copies of the adopted Plan be delivered to the Board of County Commissioners and to the legislative authority of each municipal corporation and township under the jurisdiction of the District for ratification.

Motion made by Rosie Moffet seconded by PAT DONALDSON

Results of Vote: Policy Committee Members: YES: 6 NO: 0

Certified by: 

Date: 6-6-24



# Resolution Certifying Ratification of the Solid Waste Management Plan

## Resolution No. 2024-02

A resolution declaring that the amended solid waste management plan for the Ashland County Solid Waste District has been ratified in accordance with Section 3734.55 of the Ohio Revised Code.

Whereas, the Ashland County Solid Waste District held a 30-day comment period from May 1, 2024 – May 30, 2024 and a public hearing on June 6, 2024, and the Solid Waste Management District Policy Committee adopted the amended solid waste management plan on June 6, 2024.

Whereas, this Solid Waste Management District Policy Committee has received copies of resolutions and ordinances approving the amended solid waste management plan from the Ashland County Board of County Commissioners, the legislative body of the largest municipality (City of Ashland) and from legislative jurisdictions representing at least 60 percent of the population of the Ashland County Solid Waste District.

NOW THEREFORE BE IT RESOLVED that the Solid Waste Management Policy Committee of the Ashland County Solid Waste District declares the amended Plan for the Ashland County Solid Waste District to be ratified in accordance with Section 3734.55 of the Ohio Revised Code, and shall cause the amended solid waste management plan to be submitted to the Director of the Ohio Environmental Protection Agency for review.

This resolution shall be in effect immediately upon its adoption.

This is to certify that the foregoing is a true and correct copy of the resolution passed by the Solid Waste Management District Policy Committee on October 3, 2024 and recorded in the Journal of said Policy Committee.

Date: 10/3/24

  
\_\_\_\_\_  
Policy Committee Chairperson

Motion Made by: Erwin Yoder

Seconded by: Pat Donaldson

Total Yes Votes: 7

Total No Votes: 0



# **APPENDIX U**

## **RATIFICATION RESULTS**



**Table U-1  
Ratification Results**

<b>Ashland County Ratification Tracking Sheet</b>				
<b>Community</b>	<b>Population</b>	<b>Percent of Total Population</b>	<b>Approve</b>	<b>Disapprove</b>
Ashland city*	19,015	36.4%	19,015	
Bailey Lakes village	344	0.7%	344	
Clear Creek township	1,567	3.0%	1,567	
Green township	1,833	3.5%	1,833	
Hanover township	880	1.7%	880	
Hayesville village	440	0.8%	440	
Jackson township	3,606	6.9%	3,606	
Jeromesville village	526	1.0%	526	
Lake township	713	1.4%	713	
Loudonville village	2,693	5.2%	2,693	
Mifflin township	1,063	2.0%	1,063	
Mifflin village	151	0.3%	151	
Milton township	2,358	4.5%	2,358	
Mohican township	1,541	3.0%	1,541	
Montgomery township	2,726	5.2%	2,726	
Orange township	2,528	4.8%	2,528	
Perry township	1,979	3.8%	1,979	
Perrysville village	726	1.4%	726	
Polk village	306	0.6%	306	
Ruggles township	960	1.8%	960	
Savannah village	322	0.6%	322	
Sullivan township	2,656	5.1%	2,656	
Troy township	1,091	2.1%	1,091	
Vermillion township	2,157	4.1%	2,157	
<b>Ashland County Commissioners - Approved 7/9/2024</b>		<b>100%</b>	<b>52,181</b>	<b>0</b>
Total District Population Estimate			52,181	
60% Approval Needed			31,309	
Total Population Approved			52,181	
<b>Percent Approved</b>			<b>100.00%</b>	



## **APPENDIX V**

# MISCELLANEOUS DOCUMENTS REQUIRED BY OHIO REVISED CODE



**APPENDIX V. Inventory of Open Dumps and Other Disposal Facilities**

**A. Open Dumping Sites Inventory Requirement**

Ohio Revised Code Section 3734.53 (A)(4) requires "...an inventory of open dumping sites for solid wastes, including solid wastes consisting of scrap tires and facilities for the disposal of fly ash and bottom ash, foundry sand, and slag within the district. The inventory shall identify each such site or facility and shall be accompanied by a map that shows the location of each of them."

**1. Existing Open Dumps and Waste Tire Dumps**

The District conducted an inquiry with its own data base and the Ashland County Health Department to ascertain if any known open dump or scrap tire sites are in existence with the District boundaries. The following table is an update from the previous Plan Update:

- In the previous Plan Update, no open dump sites or scrap tire sites were identified.
- For this Plan Update, there were no open dump site or scrap tire site updates from the Ashland County Health Department.

Site Location	Land Owner Contact Information	Site Description	Approximate Size of Site (acres)	Time Period Site has Existed
None	n/a	n/a	n/a	n/a

**2. Ash, Foundry Sand, and Slag Disposal Sites**

**Existing Ash, Foundry Sand, and Slag Disposal Sites**

Site Location (either address or description of site location)	Materials at Site (fly ash, bottom ash, foundry sand, and/or slag)
None	None

**B. Out-of-District Waste to be Disposed in District and Effect of Newly Regulated Waste Streams Requirement**

Ohio Revised Code Section 3734.53 (A)(6) requires "...for each year of the forecast period, projections of the amounts and composition of solid wastes that will be generated within the district, the amounts of solid wastes originating outside the district that will be brought into the district for disposal or resource recovery, the nature of industrial activities within the district, and the effect of newly regulated

waste streams, solid waste minimization activities and solid waste recycling and reuse activities on solid waste generation rates. For each year of the forecast period, projections of waste quantities shall be compiled as an aggregate quantity of wastes.”

**1. Out-of-District Waste to be Disposed in District and Effect of Newly Regulated Waste Streams Response**

Appendix M evaluates landfill capacity and has determined that the District has ample capacity for landfilling based on current conditions throughout the planning period. Table K-1 includes the amount of solid waste generated, recycled and the amount of solid waste disposed.

During the reference year, 0 tons of solid waste and excluded waste was direct landfilled at in-District landfills (none exist). No out-of-district waste was disposed of in-district as the District does not have any active landfills. During this same year, 43,610 tons of solid waste and excluded waste was direct landfilled in facilities outside of the District and 0 tons were disposed directly at out of state facilities.

**2. Newly Regulated Waste Streams**

The District is not aware of any newly regulated waste streams that are generated or disposed in the District.

**C. Expense Analysis Requirement**

---

Ohio Revised Code Section 3734.53 (A)(10) requires “...an analysis of expenses for which the district is liable under section 3734.35 of the Revised Code.”

**1. Expense Analysis Response**

The District does not provide funding under 3734.35 to any political subdivision.

**D. Facility Identification Requirement and Facility Closure, Expansion, Establishment Schedule Requirement**

---

Ohio Revised Code Section 3734.53 (A)(13) requires “...a schedule for implementation of the plan that, when applicable contains all of the following:

- (a) An identification of the solid waste disposal, transfer, and resource recovery facilities and recycling activities contained in the plan where solid wastes generated within or transported into the district will be taken for disposal, transfer, resource recovery or recycling.

- (b) A schedule for closure of existing solid waste facilities, expansion of existing facilities and establishment of new facilities. The schedule for expansion of existing facilities or establishment of new facilities shall include, without limitation, the approximate dates for filing applications for appropriate permits to install or modify those facilities under section 3734.05 of the Revised Code....”

#### **1. Facility Identification Response**

The District is identifying all Ohio licensed and permitted solid waste landfill, transfer and resource recovery facilities and all licensed and permitted out-of-state landfill, transfer and resource recovery facilities. The District is also identifying recycling and composting programs and facilities that are identified in Appendix B Inventories.

Appendix P includes a statement on designation of facilities: The Board of Directors of the District is hereby authorized to establish facility designations in accordance with Sections 343.013, 343.014, and 343.015 of the Ohio Revised Code. The facilities listed presented in Appendix P are the only facilities designated for the disposal or transfer of municipal solid waste generated in this District. Any solid waste transfer and disposal facilities that are not designated will require designation or a waiver to accept solid waste generated within the District.

#### **2. Facility Closure, Expansion, Establishment Schedule Response**

Appendix M shows all out-of-District landfills and their remaining capacity, all of which far exceed the planning period needed capacity for this *Plan Update*. Therefore, the District is not aware of any closure activities for any licensed solid waste facilities during the planning period. There are no active in-district landfills.

The District's closed landfill is in post closure care until 2030.

#### **E. Source Reduction Program Requirement**

Ohio Revised Code Section 3734.53 (A)(14) requires "...a program for providing informational or technical assistance regarding source reduction to solid waste generators or particular categories of solid waste generators, within the District. The plan shall set forth the types of assistance to be provided by the district and the specific categories of generators that are to be served. The district has the sole discretion to determine the types of assistance that are to be provided under the program and the categories of generators to be serviced by it.”

**1. Source Reduction Program Response**

Appendix L includes plans for outreach and marketing and covering the topic of source reduction for solid waste generators for different categories of generators. Plans for the industrial sector also include technical assistance for source and waste reduction.





# **APPENDIX W**

## **DISTRICT MAPS**



**APPENDIX W. District Map**

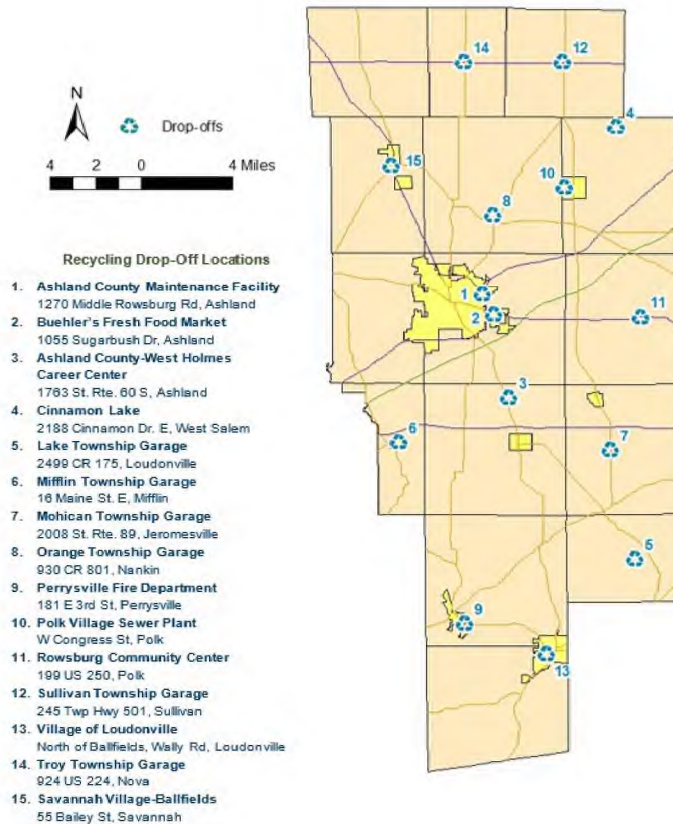
Ohio Revised Code Section 3734.53 (A)(2) requires "...an inventory of all existing facilities where solid wastes are being disposed of, all resource recovery facilities, and all recycling activities within the district. The inventory shall identify each such facility or activity and, for each disposal facility, shall estimate the remaining disposal capacity available at the facility. The inventory shall be accompanied by a map that shows the location of each such existing facility or activity."

**A. Solid Waste Management and Recycling Inventories Response**

Appendix B of the Plan Update includes a recycling infrastructure inventory providing data and information on curbside recycling, drop-offs, and composting facilities/activities operating in the District. Appendix D includes an inventory of landfills and transfer facilities managing waste generated in the district. Appendix M, "Waste Management Capacity Analysis," provides remaining disposal capacity for landfills.

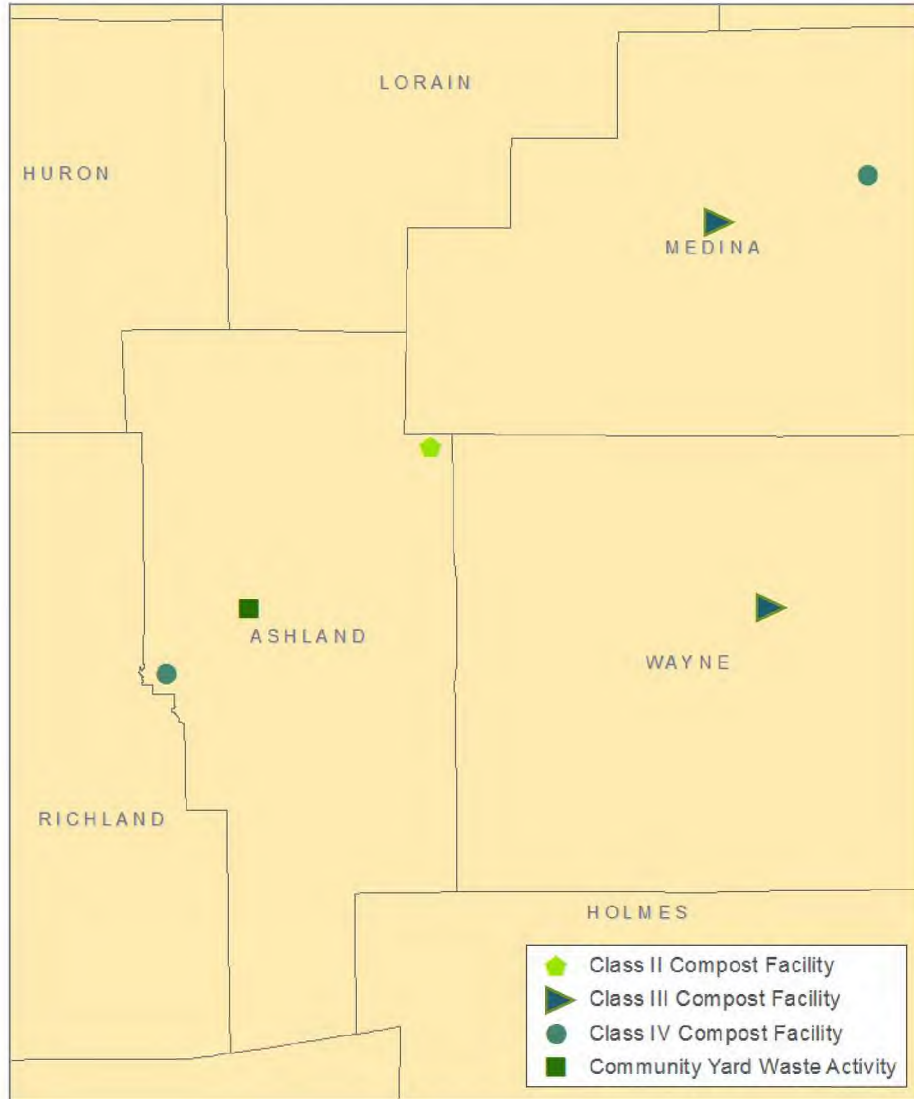
The following series of maps shows the location of each existing facility or activity in the District during the 2021 reference year.

**2021 District Access to Drop-Off and Curbside Recycling**

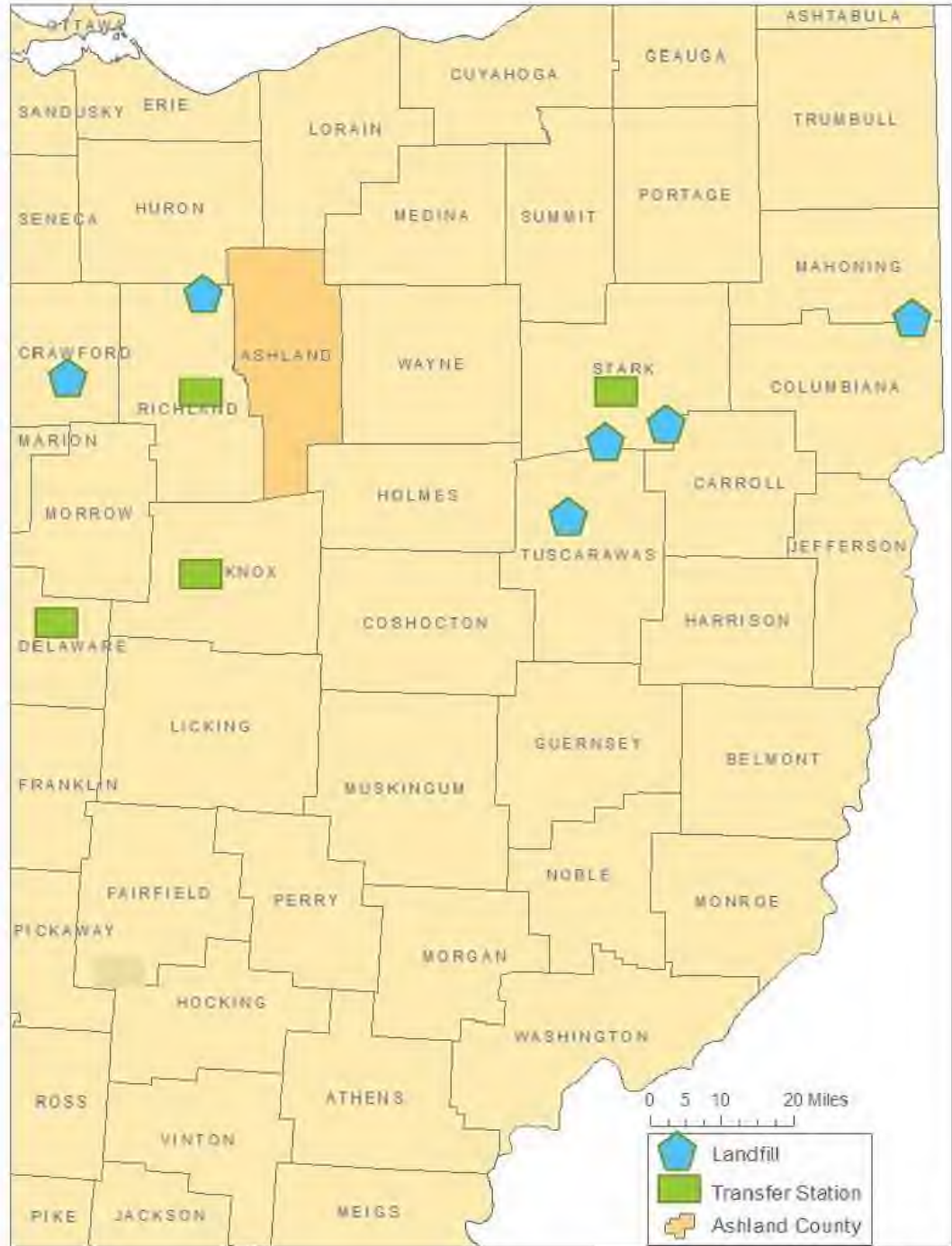


The City of Ashland and the Village of Loudonville on the map above provide non-subscription curbside recycling respectively.

**2021 District Yard Waste Composting Facilities and Activities**



2021 Landfills and Transfer Stations Used to Manage District Waste



**SOLID WASTE**  
**APPROVED**  
OHIO ENVIRONMENTAL PROTECTION AGENCY  
January 06, 2025  
AS EVIDENCED BY COPY OF  
LETTER OF APPROVAL  
ATTACHED HERETO